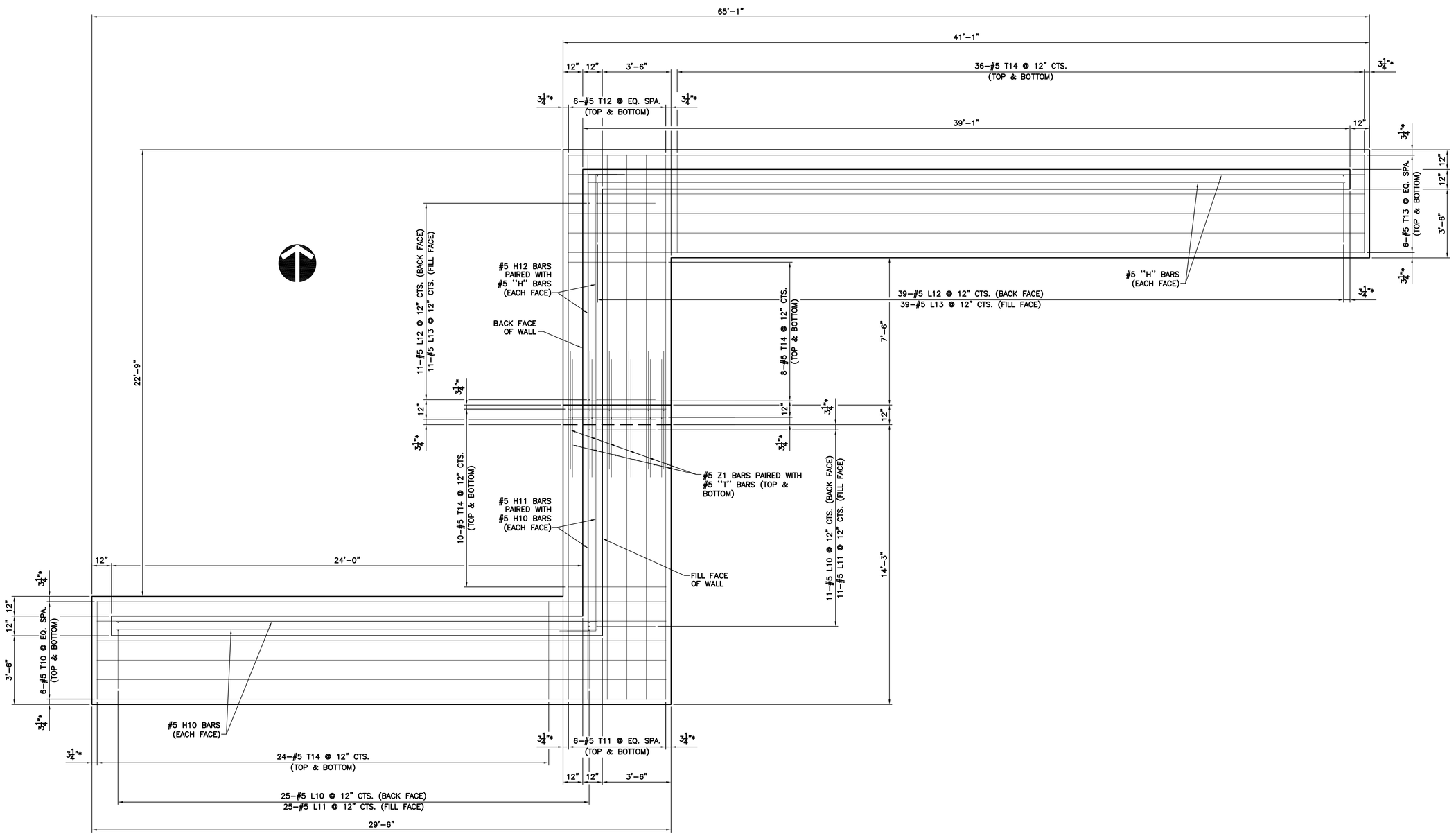

1 S-104 PLAN VIEW - RW #2
SCALE: 3/8" = 1'-0"
SEE SHEET C-102 FOR LOCATION

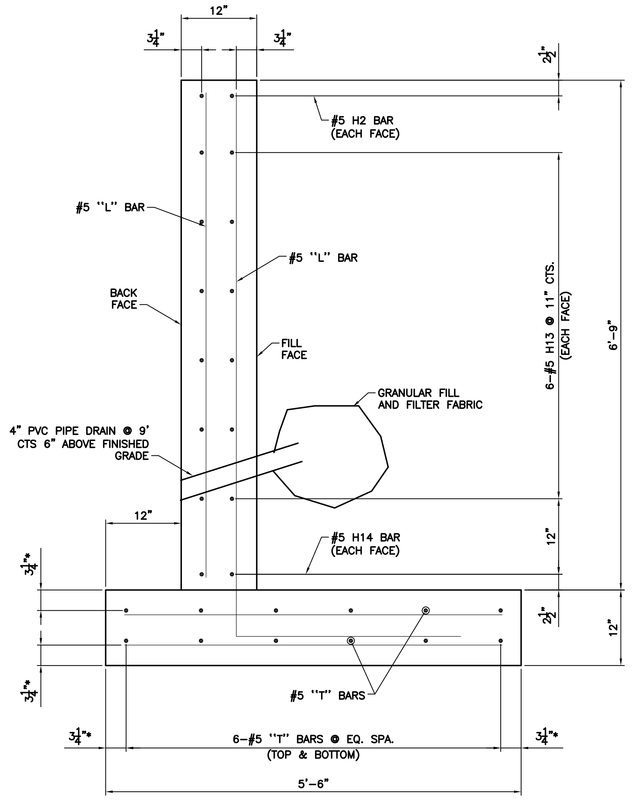

3 S-104 SECTION A - RW #2
SCALE: 3/8" = 1'-0"

SEE PAGE S-101 FOR NOTES
MINIMUM SPLICE LENGTH 30"

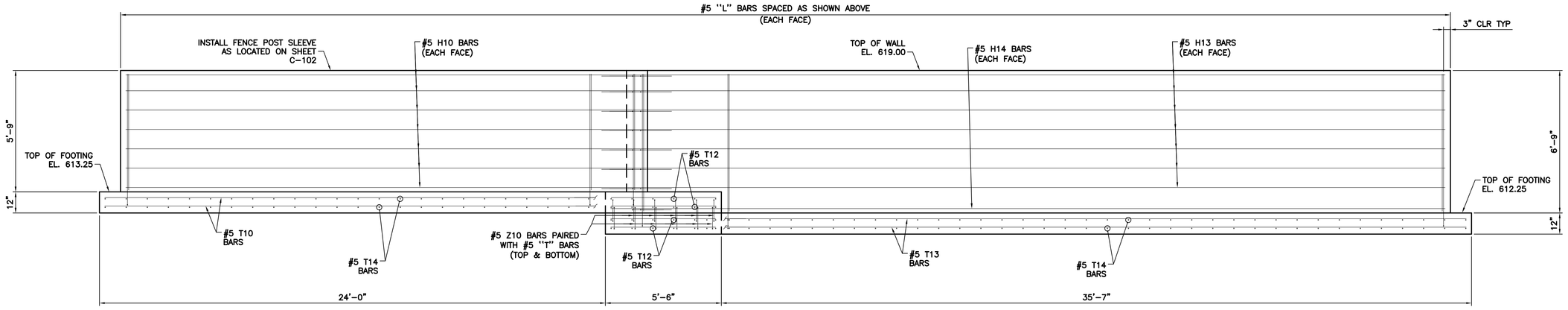

2 S-104 FRONT ELELVATION - RW #2
SCALE: 3/8" = 1'-0"

1/8"=1'-0" 0 10' 20' 30'

COMMONWEALTH OF PENNSYLVANIA
REGISTERED PROFESSIONAL
MICHAEL J. MANGONE
ENGINEER
No. PE-061223

100% CONSTRUCTION DOCUMENTS

Revisions	Date

ENGINEERS/ARCHITECT:

APOGEE Consulting Group, PA
Raleigh, NC
Indianapolis, IN
Atlanta, GA
Columbia, MD
www.acg-pa.com (919) 858-7420
Apogee Project # 2010 228

WALDON STUDIO ARCHITECTS & PLANNERS, PC
6325 Woodside Court, Suite 310
Columbia, Maryland 21046
Tel. 410.290.9680 Fax. 410.290.5777
www.waldonstudio.com

WSP · SELLS Transportation & Infrastructure
LandDesign

Professional Stamp/Seal

Drawing Title	Project Title	Date
RETAINING WALL #2 PLAN VIEW, ELEVATION AND SECTION	COATESVILLE - VA MEDICAL CENTER A/E INSTALL EMERGENCY GENERATOR	9/23/11
		Project No. 542-11-104
Drawn: MJO	Building Number: ---	DRAWING No. S-104
Checked: MWC	Location: COATESVILLE, PENNSYLVANIA	Dwg. 4 Of 4

VA