

**ROOM FINISH FLOOR PLAN**

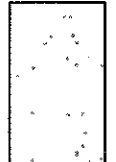





GRAPHIC SCALE: SPREADS NUMBER SCALE


0 4 8 16

SCALE: 1/8" = 1'-0"

1

A9.1 A9.1

FINISHES LEGEND	
	RS7/ARMSTRONG / 83404 NICKEL / ROYAL
	GPT-1 / SHAW (PHILADELPHIA) / 6502 DIRECT ACCESS / DIRECT LIN / LOOP TILE
	EGGY SEALER ON CONCRETE
	PT / EMER / OLIVE / STRANDS / 12" X 12"
	VCT / ARMSTRONG (STANDARD) / METAL / STONE
	REPRESENTS EXISTING AREA NOT IN SCOPE



**KEY PLAN**

N.T.S.

REVISIONS	DATE
1	
2	
3	
4	
5	
6	
7	
8	
9	

FULLY SPRINKLERED BUILDING  
BID DOCUMENTS