
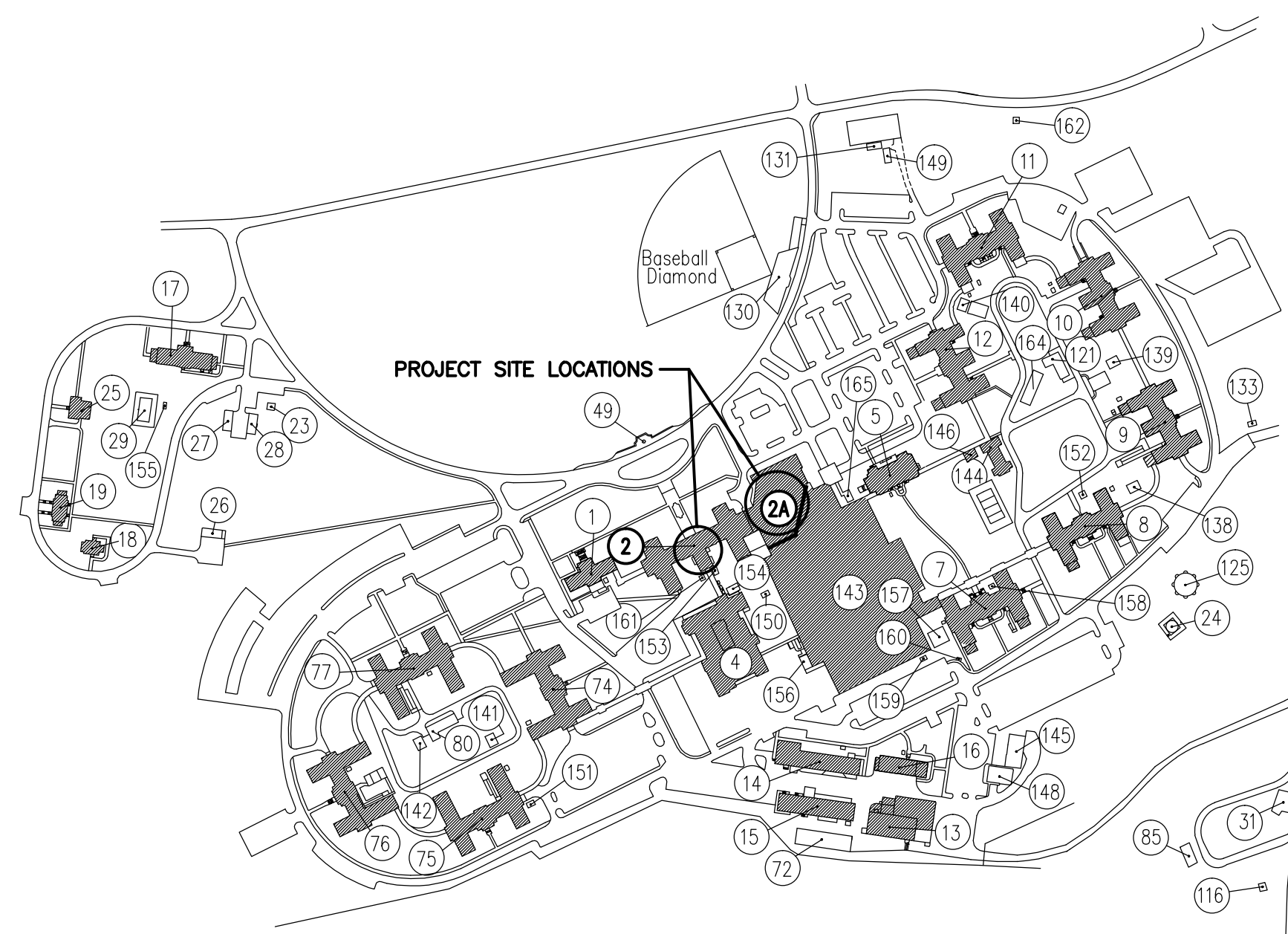





Department of
Veterans Affairs

PATIENT DINING AREA CLC

VA MEDICAL CENTER SALEM, VIRGINIA



**VA MEDICAL CENTER CAMPUS
SALEM, VIRGINIA**



VA CONTRACT NUMBER: VA246-P-01782

VA PROJECT NUMBER: 658-307

DATE: MARCH 15, 2012

SFCS COMMISSION NUMBER: 6527.00

INDEX OF DRAWINGS

T1 TITLE SHEET

ARCHITECTURAL

A0.0 ARCHITECTURAL SYMBOLS, ABBREVIATIONS AND PROJECT INFORMATION
A0.1 ARCHITECTURAL SITE PLAN
A0.2 SECOND FLOOR FIRE PROTECTION PLANS
A0.3 THIRD FLOOR FIRE PROTECTION PLANS
A0.3 UL ASSEMBLIES AND NOTES
A0.3 SECOND FLOOR AND ROOF DEMOLITION PLANS
A0.3 PARTIAL THIRD FLOOR DEMOLITION PLAN AND NOTES
A1.1 PARTIAL BASEMENT PLAN, SECOND FLOOR PLANS AND BLDG. 2A ROOF PLAN
A1.2 PARTIAL EXISTING AND NEW THIRD FLOOR PLANS
A1.3 DIMENSION PLANS - PARTIAL BASEMENT, SECOND FLOOR, AND ROOF
A1.4 DIMENSION PLANS - PARTIAL EXISTING AND NEW THIRD FLOOR
A1.5 NEW ADDITION ROOF PLAN AND DETAILS
A1.6 ATTIC PLAN
A2.1 ENLARGED PLANS AND SCHEDULE
A3.1 SECOND FLOOR REFLECTED CEILING PLANS
A3.2 THIRD FLOOR REFLECTED CEILING PLANS
A4.1 DOOR SCHEDULE, PARTITION TYPES AND DOOR DETAILS
A4.2 DOOR AND LOUVER DETAILS
A4.3 FINISH LEGEND AND SCHEDULE
A5.1 EXTERIOR ELEVATIONS
A5.2 EXTERIOR ELEVATIONS
A5.3 BUILDING SECTIONS
A6.1 WALL SECTIONS
A6.2 WALL SECTIONS
A6.3 SECTION DETAILS
A7.1 INTERIOR ELEVATIONS
A8.1 STAIR PLANS AND STAIR SECTION
A8.2 STAIR DETAILS

INTERIORS

I1.1 PARTIAL BASEMENT AND NEW SECOND FLOOR FINISH PLANS
I1.2 NEW THIRD FLOOR FINISH PLAN
I1.3 EXISTING SECOND FLOOR FINISH PLAN
I1.4 EXISTING THIRD FLOOR FINISH PLAN

STRUCTURAL

S0.1 GENERAL NOTES, TYPICAL DETAILS AND SCHEDULES
S0.2 TYPICAL DETAILS AND SCHEDULES
S0.3 TYPICAL DETAILS AND SCHEDULES
S1.1 EXISTING ROOF FRAMING PLAN
S1.2 THIRD FLOOR FRAMING PLAN
S1.3 ROOF FRAMING PLAN
S1.4 EXISTING STAIR BASEMENT AND FIRST FLOOR PLANS
S2.1 FRAMING SECTIONS AND DETAILS
S2.2 FRAMING SECTIONS AND DETAILS
S3.1 FRAMING SECTIONS AND DETAILS

PLUMBING

P0.0 PLUMBING LEGEND, FIXTURE SCHEDULE, NOTES & STANDARD DETAILS
P1.1 PARTIAL GROUND & FIRST FLOOR PLAN - PLUMBING
P1.2 PARTIAL SECOND FLOOR PLAN - PLUMBING
P1.3 PARTIAL THIRD FLOOR PLAN - PLUMBING
SP1.1 PARTIAL SECOND FLOOR PLAN - SPRINKLER HEADS
SP1.2 PARTIAL THIRD FLOOR PLAN - SPRINKLER HEADS

MECHANICAL

M0.1 LEGEND AND EQUIPMENT SCHEDULES - HVAC
M1.1 SECOND FLOOR PLAN - HVAC
M1.2 THIRD FLOOR PLAN - HVAC
M1.3 PARTIAL FLOOR PLANS - HVAC
M3.1 DETAILS - HVAC
M4.1 CONTROLS - HVAC

ELECTRICAL

E0.1 ELECTRICAL SYMBOL LEGEND, ABBREVIATIONS, & DETAILS
E0.2 LUMINAIRE SCHEDULE
ED1.1 SECOND & THIRD FLOOR PLAN - DEMOLITION
ED1.1 SECOND FLOOR PLAN - LIGHTING
ED1.2 THIRD FLOOR PLAN - LIGHTING
E2.1 SECOND FLOOR PLAN - POWER
E2.2 THIRD FLOOR PLAN - POWER
E4.1 POWER RISER DIAGRAM - DINING HALL ADDITION
E5.1 ELECTRICAL PANELBOARD SCHEDULES
E5.2 ELECTRICAL PANELBOARD SCHEDULE

SFCS | Architecture
Engineering
Planning
Interiors

SFCS Inc. 305 South Jefferson Street
Roanoke, Virginia 24011.2003
540.344.6664 Fax 540.343.6925
www.sfcs.com

CONSTRUCTION DOCUMENTS

		ARCHITECT/ENGINEERS:		Approved: Energy Engineer		Approved: Infection Control		Approved: Service Chief		Drawing Title: TITLE SHEET		Project Title: Patient Dining Area CLC VA Medical Center SFCS Commission Number: 6527.00		Project Number: 658-307		Office of Construction and Facilities Management	
		SFCS Architecture Engineering Planning Interiors										Building Number(s): 2/2A					
		SFCS Inc. • 305 South Jefferson Street Roanoke, Virginia 24011.2003 540.344.6664 • Fax 540.343.6925 www.sfcs.com				CONSTRUCTION DOCUMENTS		Approved: Safety Manager		Approved: Chief of Staff		Approved: Chief of Facility Management Services		Location: Salem, Virginia		Drawing Number: T1	
								Approved: GEMS Coordinator		Approved: Associate Director		Approved: Medical Center Director		Date: 03/15/12		Checked: DPJ	
														Drawn: ABC		Dwg. 1 of 65	
Revisions:		Date:															