

Sarix® IMP Indoor and Environmental Mini Domes UP TO 5 MEGAPIXEL, H.264, IR, DAY/NIGHT IP DOMES

Product Features

- Up to 5 megapixel (MPx) resolution
- Up to 30 images per second (ips) at 3 MPx
- Autofocus motorized remote zoom lens
- Integrated adaptive IR illumination (environmental IR models)
- Operating temperature up to 55°C (131°F)
- Up to 64 GB edge storage with Micro SD card
- Motion detection and camera sabotage detection
- Power over Ethernet (PoE+) Class 4, 24 VAC (environmental models)
- All models vandal resistant to IK10
- PoE, 24 VAC, 12 VDC (indoor models)
- Compatible with Pelco and third-party video systems
- ONVIF Profile S and Profile G conformant
- Full 3-year warranty and support

Sarix Professional Range

Powerful, versatile, and affordable, the **Sarix® Professional (P)** range cameras pack the most popular features and functionality of Sarix technology into a wide range of indoor and outdoor options, including bullet cameras and mini domes. There are also indoor-only options such as a vandal resistant wedge and micro dome. Mix and match the performance options and form factor you need for almost any lighting condition, environment, and application.

Camera

Within the **Sarix Professional** range, the **Sarix IMP Series** mini dome cameras feature a remote zoom lens for wide angle or long range surveillance needs. Autofocus capability ensures the camera can be automatically refocused when needed. Additionally, the **Sarix IMP Series** features advanced color science and a mechanical IR cut filter for increased sensitivity in low-light installations.

Video

Sarix Professional range cameras support up to two simultaneous video streams and a third service stream. The two streams can be compressed with efficient H.264 High or Main profiles or MJPEG formats. The streams can be configured to a variety of frame rates and variable bit rates to optimize image quality with bandwidth and storage efficiency.



Edge Storage

Sarix Professional range cameras feature onboard edge storage with a micro SD card. Video clips of varying lengths can be stored to the card upon alarm, or video can be written continuously to the SD card in the case of network outage. Video can be retrieved from the card through the FTP protocol or by using an ONVIF Profile G enabled client.

Sarix Professional range cameras feature a simple motion detection algorithm that allows the camera to record or send an alarm when there is motion detected in a selected zone or within the entire scene. A camera sabotage alarm is triggered if the lens is obstructed or when the camera is repositioned.

Open and Integrated

Sarix Professional range cameras seamlessly connect to Pelco video management systems such as VideoXpert™, Endura® version 2.0 (or later), and Digital Sentry® version 7.3 (or later). **Sarix Professional** range cameras integrate with major third-party systems through the open Pelco API or the ONVIF Profile S and Profile G standards.

Standard Web Interface

Pelco cameras use a standard Web browser interface for easy remote setup and administration. Controls are optimized for convenient one-step camera configuration for features including color, exposure, flicker control, and streaming.

PELCO

by Schneider Electric

ONVIF | SG

International Standards
Organization Registered Firm:
ISO 9001 Quality System
ISO 9001
CERTIFIED

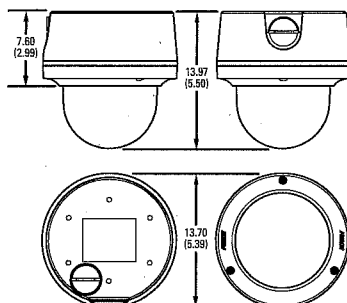
C4021 / NEW 3-29-16

TECHNICAL SPECIFICATIONS

BACK BOX FEATURES

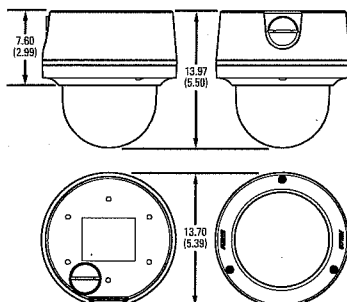


VALUES IN PARENTHESES ARE INCHES; ALL OTHERS ARE CENTIMETERS.



Indoor Surface Mount

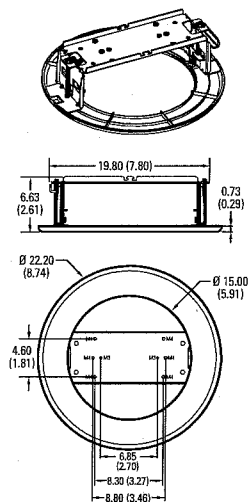
- Plastic body and trim ring; polycarbonate bubble
- White, RAL 9003
- IK10 (20J) Impact Resistance
- PoE, 24 VAC, 12 VDC



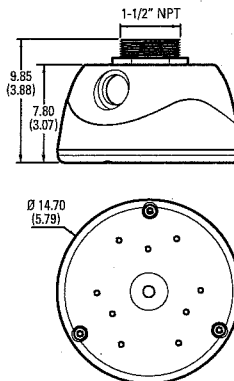
Environmental Surface Mount

- Aluminum body and trim ring; polycarbonate bubble
- RAL 7047
- IP66 Ingress Protection
- Type 4X
- IK10 (20J) Impact Resistance
- 24 VAC and PoE+ Class 4 only

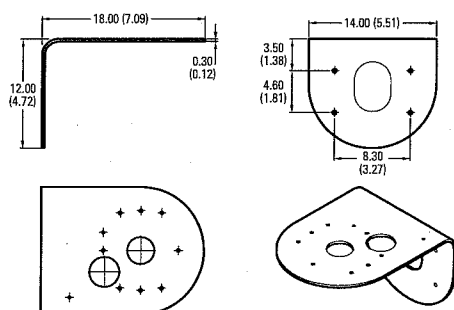
IMPICM-11 AND IMPICM-1ER IN-CEILING MOUNT



IMPPM-11 AND IMPPM-1ER PENDANT ADAPTER



IMPPMB-11 WALL MOUNT BRACKET



TECHNICAL SPECIFICATIONS

CAMERA

Imaging Device

MPx	Sensor	Maximum Resolution
5 MPx	1/1.8-inch	2592 x 1944 (5.0 MPx)
3 MPx	1/2.8-inch	2048 x 1536 (3.1 MPx)
2 MPx	1/2.8-inch	1920 x 1080 (2.1 MPx)
1 MPx	1/3-inch	1280 x 960 (1.3 MPx)

Imager Type

CMOS

Imager Readout

Progressive scan

Electronic Shutter Range

1/5 ~ 1/30,000 sec (1 and 5 MPx),
1/5 ~ 1/25,000 sec (2 MPx),
1/5 ~ 1/45,000 sec (3 MPx)

Wide Dynamic Range

75 db

White Balance Range

2,000° to 10,000°K

3D Noise Reduction

Yes (ON/OFF selectable)

Minimum Illumination

MPx	Sensitivity	Color		Mono	
		33 ms	200 ms	33 ms	200 ms
5 MPx	f/1.2	0.30 lux	0.03 lux	0.10 lux	0.02 lux
3 MPx	f/1.2	0.25 lux	0.03 lux	0.10 lux	0.02 lux
2 MPx	f/1.2	0.25 lux	0.03 lux	0.10 lux	0.02 lux
1 MPx	f/1.4	0.05 lux	0.03 lux	0.10 lux	0.02 lux

Mechanical IR Cut Filter

Yes (AUTO/MANUAL selectable), with different set points on lux

IR Illumination

Adaptive IR up to 25 m; auto ON in night mode, or off

Signal to Noise Ratio

≥50 dB

LENS

Lens Type

Built-in; varifocal

Focal Length

f/1.4, 3 ~ 10.5 mm

Focus

Autofocus, motorized

Zoom

Remote

Auto Iris Type

DC drive lens

Field of View*

Lens	Angle of View	1 MPx	2 MPx	3 MPx	5 MPx
3 to 10.5 mm	Diagonal	110°~ 33°	116°~ 35°	115°~ 34°	110°~ 46°
	Horizontal	85°~ 27°	100°~ 31°	88°~ 30°	88°~ 37°
	Vertical	62°~ 19°	54°~ 17°	52°~ 16°	64°~ 27°

*Field of view may vary with changes in resolution settings.

TECHNICAL SPECIFICATIONS

VIDEO

Video Streams

Up to 2 simultaneous streams, plus service stream; the secondary stream is variable based on the setup of the primary stream

Video Overlay

Camera name, time, date, and customizable text with multiple supported languages

Available Resolutions

MPx	Width	Height	Aspect Ratio
5.0	2592	1944	4:3
3.1	2048	1536	4:3
2.1	1920	1080	16:9
1.2	1280	960	4:3
0.9	1280	720	16:9
0.5	800	600	4:3
0.3	640	480	4:3
0.1	320	240	4:3
0.1	320	180	16:9

Frame Rates

MPx	Images per Second (ips)
5 MPx	15, 12.5, 10, 7.5, 5, 3, 2, 1
3 MPx	30, 25, 20, 16.67, 15, 12.5, 10, 7.5, 5, 3, 2, 1
2 MPx	30, 25, 20, 16.67, 15, 12.5, 10, 7.5, 5, 3, 2, 1
1 MPx	30, 25, 20, 16.67, 15, 12.5, 10, 7.5, 5, 3, 2, 1

Note: Available frame rates are selectable for each independent stream depending on the coding, resolution, and stream configuration.

Video Encoding

H.264 High or Main profiles; and MJPEG

Bit Rate Control

Constant bit rate (CBR), constrained variable bit rate (CVBR) with configurable maximum value

Corridor Mode

Electronic image flip and mirror: 180°, 90° and 270° (H.264 only)

Service Stream

640 x 480 or 640 x 352; 2 ips, JPEG

Window Blanking

8 configurable windows

AUDIO

Streaming

Dual-channel

Input

Line in and out

Encoding

G.711 A-law/G.711 U-law

TECHNICAL SPECIFICATIONS

ELECTRICAL

Network Port	RJ-45 connector for 100Base-TX
Power Input	PoE+ Class 4 and 24 VAC (Environmental), PoE Class 2, 24 VAC nominal, 18 to 32 VAC range, 12 VDC (Indoor)
Power Consumption	
Indoor	<6 W
Outdoor	<16 W (with heater ring)
Local Storage	Up to 64 GB on Micro SDHC or SDXC card
Alarm	
Input	1
Output	1; PhotoMOS™ relay (30 V, 1 A)
Triggers	Unsupervised mode that detects switch closures (N.O. and N.C.)

ENVIRONMENTAL

Operating Temperature	
Outdoor	-40° to 55°C (-40° to 131°F)*
Indoor	-10° to 55°C (14° to 131°F)
Storage Temperature	-40° to 60°C (-40° to 140°F)
Operating Humidity	5% to 90%, RH noncondensing
*Thermostatically controlled heating provides ramped heating control between the initial heater on at 15° C (59°F) and full heating mode at -40°C (-40°F).	

GENERAL

Construction	Aluminum body and trim ring (environmental); plastic body and trim ring (indoor); polycarbonate bubble (indoor and environmental)
Finish	
Indoor	White, RAL 9003
Outdoor	RAL 7047
Pan/Tilt Adjustment	Manual
Pan	370°
Tilt	90°
Rotate	355°
Unit Weight	0.61 kg (1.34 lb)
Shipping Weight	0.81 kg (1.79 lb)

NETWORK

Supported Protocols	TCP/IP, UDP/IP (unicast, multicast 1GMP), ICMP, IPv4, IPv6, SNMP v2c/v3, HTTP, HTTPS, SSL, SSH, SMTP, FTP, RTSP, UPnP, DNS, NTP, RTP, RTCP, LDAP (client), QoS, GB28181
Users	
Unicast	1 administrator, up to 4 viewers
Multicast	Unlimited users H.264
Security Access	Multiple user access levels with password protection

INTEGRATION

Video Management	VideoXpert; Endura 2.0 (or later); Digital Sentry 7.3 (or later); Third-party VMS through Pelco API, ONVIF Profile S, and ONVIF Profile G
Mobile Application	Pelco Mobile
Analytics	Simple motion detection and camera sabotage detection
Local Storage	Capture 1-, 5- or 10-second video clips on camera sabotage, motion detection, or alarm input; record video continuously in the case of network outage with option to overwrite; access video through FTP protocol and ONVIF Profile G
Camera Discovery and Firmware	Discover cameras upgrade firmware upgrade using the Pelco Device Utility 2 version 2.2 or later; or Pelco Utilities
Web Browser Support	Microsoft® Internet Explorer® 9.0, Apple® Safari® 7.0.6, Mozilla® Firefox® 31.0, Google® Chrome™ 37.0.2062.124 m and later
Multilingual User Interface	English, French, German, Italian, Portuguese, Arabic, Russian, Spanish, Turkish, Korean, Simplified Chinese

TECHNICAL SPECIFICATIONS

SYSTEM MODEL NUMBERS*

Back Box	Resolution	Lens	Model Number	Description
Surface	1 MPx	3 to 10.5 mm	IMP121-1ES	Sarix Pro Environmental Dome
	1 MPx	3 to 10.5 mm	IMP121-1IS	Sarix Pro Indoor Dome
	1 MPx	3 to 10.5 mm	IMP121-1RS	Sarix Pro Environment IR Dome
	2 MPx	3 to 10.5 mm	IMP221-1ES	Sarix Pro Environmental Dome
	2 MPx	3 to 10.5 mm	IMP221-1IS	Sarix Pro Indoor Dome
	2 MPx	3 to 10.5mm	IMP221-1RS	Sarix Pro Environment IR Dome
	3 MPx	3 to 10.5 mm	IMP321-1ES	Sarix Pro Environmental Dome
	3 MPx	3 to 10.5 mm	IMP321-1IS	Sarix Pro Indoor Dome
	3 MPx	3 to 10.5 mm	IMP321-1RS	Sarix Pro Environment IR Dome
	5 MPx	3 to 10.5 mm	IMP521-1ES	Sarix Pro Environmental Dome
	5 MPx	3 to 10.5 mm	IMP521-1IS	Sarix Pro Indoor Dome
	5 MPx	3 to 10.5 mm	IMP521-1RS	Sarix Pro Environment IR Dome

*System options contain a back box/mount, camera, and clear dome.

CERTIFICATIONS*

- CE - EN 55022 (Class A), EN 50130-4, EN 60950-1
- FCC (Class A) - 47 CFR Part 15
- UL and cUL Listed - UL 60950-1, CAN/CSA-C22.2 No. 60950-1-07
- UL/IEC 60950-22
- ICES-003 (Class A)
- RCM
- KC
- ONVIF Profile S and Profile G conformant

*At the time of this publication, certifications are pending. Consult the factory or www.pelco.com for the current status of certifications.

OPTIONAL ACCESSORIES

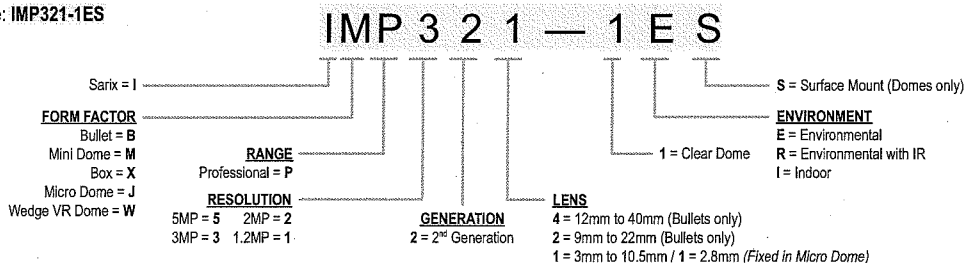
IMPEBAP	4S electrical box adapter
IMPLD2-0I	Smoked lower dome (indoor)
IMPLD2-0ER	Smoked lower dome (environmental)

RECOMMENDED MOUNTS

IMPICM-1I	In-ceiling mount, for use with the indoor models
IMPICM-1ER	In-ceiling mount, for use with the environmental models
IMPPM-1I	Pendant adapter, for indoor models
IMPPM-1ER	Pendant adapter, for environmental models
IMPPMB-1I	Wall mount bracket for indoor models
WMVE-SR	Wall mount arm, 1.5 in. NPT, outdoor, RAL 7047
WMVE-SW	Wall mount arm, 1.5 in. NPT, indoor, RAL 9003

HOW TO ORDER

Example: **IMP321-1ES**



Pelco by Schneider Electric

3500 Pelco Way, Clovis, California 93612-5899 United States

USA & Canada Tel (800) 289-9100 Fax (800) 289-9150

International Tel +1 (559) 292-1981 Fax +1 (559) 348-1120

www.pelco.com www.pelco.com/community

Pelco, the Pelco logo, and other trademarks associated with Pelco products referred to in this publication are trademarks of Pelco, Inc. or its affiliates. ONVIF and the ONVIF logo are trademarks of ONVIF Inc. All other product names and services are the property of their respective companies. Product specifications and availability are subject to change without notice. ©Copyright 2016, Pelco, Inc. All rights reserved.