STATEMENT OF WORK

1. TITLE: Replacement of Med Gas lines and installation of 3 Gas Zone Valves and 3 Gas Area Alarms in 2NE and 4NW

2. BACKGROUND INFORMATION: Currently there are no gas alarms and only oxygen zone shutoff valves for 4NW and 2NE. The services shall also comply with all VA, local, state, and Federal policies and regulations.

3. OBJECTIVES: The purpose of this contract is to have a Contractor furnish all labor, materials, supplies, tools, equipment, certifications, drawings and qualified personnel to replace approximately 1900 feet of existing pipe with type L pipe for the med gas and install 3 new zone valves to ensure effective isolation for med gas, oxygen and vacuum. Services performed shall conform to industry standards and this statement of work (SOW). The full scope is represented below:

4NW

a. Contractor to demo and remove all soft soldered Medical Air lines after new Medical Air lines installed and Certified.
b. Contractor to cut drywall and patch in 1 - new zone valve and 1 – new Area Alarm Panel locations.
c. Contractor to install containment enclosures at each open drywall location.
d. Contractor to furnish and install 1 – 3 gas zone valve box 3/4" X 3/4" X 2" in 4NW unit area (A) to be located next to existing Oxygen zone valve.
e. Contractor to demo existing oxygen zone valve in area (A) once the new zone valve is on line.
f. Contractor to furnish and install new 620 feet of Medical Air lines from Service Bay #1 to 17 – head walls locations Area (A).
g. Contractor to furnish and install new 2" vacuum line from new zone valve area (A) to second set of head wall for correct sizing.
h. Contractor to furnish and install 250 feet of new of 2" vacuum line and 250 feet of new 1-1/4" medical air lines from Service Bay #1 to the existing zone valve box in area (B) MICU side.
i. Contractor to furnish and install 230 feet of new Medical Air lines from existing zone valve box to 8 – head walls in area (B).
j. Contractor to furnish and install new 1" isolation valve.
   Once the contractor has pressure tested and certified all new medical gas piping and fittings are. All tie-ins to existing Medical Air lines at 25 – head wall to be completed.
k. Medical Gas Certifications by Sierra Medical Gas Testing Inc.
l. Contractor to redline existing drawings on all new piping, update blue prints and demo old piping.

2NE

a. Contractor to furnish and install 1 – 3 gas zone valve box 1/2" x 1/2" x 3/4" OMV located

next to existing Oxygen zone valve box.

b. Contractor to furnish and install 1 – Area Alarm 3 gas OMV.
c. Contractor to drywall cut openings and patch at 3-locations.
d. Contractor to provide and install containment enclosure at drywall opening.
e. Contractor to furnish and install 180 feet of Vacuum, 120 feet of Oxygen, 180 feet of Medical Air piping and fittings. Piping from service bay # 2 POC's to new zone valve to the 3 – existing wall outlets at Grid line 12 at M.
f. Contractor to furnish and install hanger and strut from service bay to new zone valve to 3 – existing wall outlets.
g. Contractor to demo existing Oxygen zone valve after the zone valve pressure tested and ready for service.
h. Contractor to furnish and install one 1/2" isolation valve.
i. Contractor to demo all existing medical gas piping from service bay #2 isolation valves to 16 – headwalls and 1 zone valve.
j. Medical Gas Certifications by Sierra Medical Testing Inc.
k. Contractor to redline existing drawings on all new piping, update blue prints and demo old piping.

4. <u>PERIOD OF PERFORMANCE:</u> 30 days

5. <u>PLACE OF PERFORMANCE:</u> VA Loma Linda, 11201 Benton St, Loma Linda, CA 92357

6. <u>LICENSING REQUIREMENTS:</u>

a. All work to be in compliance with the National Fire Protection standards.
b. Offeror must possess a 30-hour Occupational Safety and Health Administration (OSHA) safety card.

7. <u>SPECIFIC REQUIREMENTS:</u>

a. Schedule with Contracting Officer Representative (COR) or Designee five (5) business days in advance prior to start of work.
b. Prior to start of job, all personnel shall have a valid Loma Linda PIV badge
c. Prior to working, ALL energy sources (electrical, water, etc.) shall be locked and tagged out, and upon completion of work, will be re-energized and verified.
d. Prior to work each day, workers or a designated lead or supervisor are/is to check in with the Graphics Control in the plant.
e. Contractor shall conform to the following standards, policies, regulations, governing agency, and any other local, state, or Federal guidelines that are not listed here

    i. OSHA Regulations, www.osha.gov
    ii. NFPA, www.nfpa.org

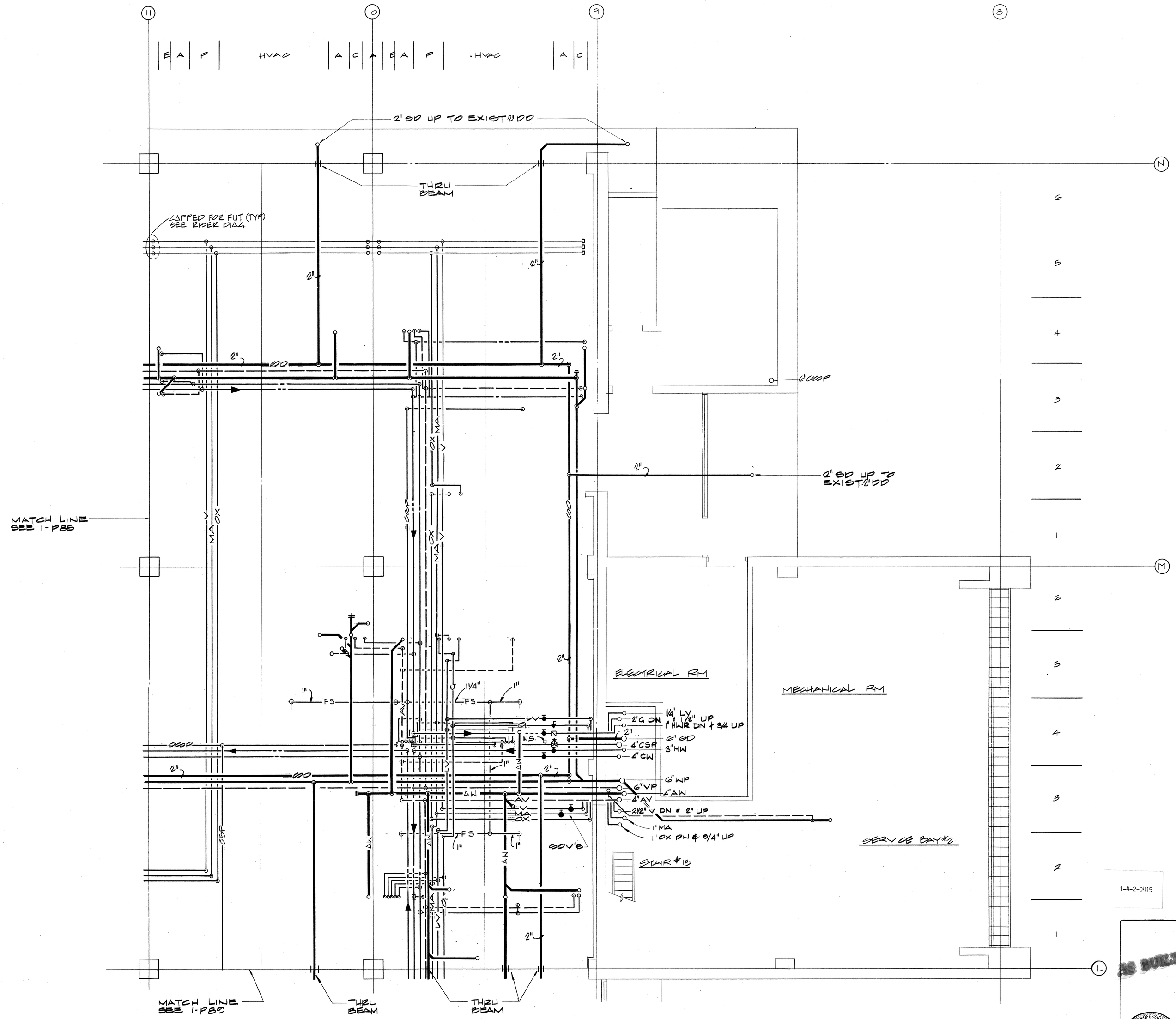

GENERAL NOTES:

1. SEE DRAWING 1-P6 FOR SERVICE ZONE ORGANIZATION.
2. SEE DRAWING 1-P7 FOR LATERAL BRACING REQUIREMENTS.

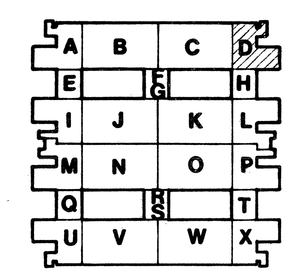

KEY PLAN

graphic scale feet 2 0 2 4 SCALE = 1/4" = 1'-0"

1-4-2-0415

SECOND FLOOR INTERSTITIAL - AREA D

BUILDING NUMBER 1 - PHASE II

500 BED
M.S.&N. HOSPITAL

VETERANS ADMINISTRATION
LOMA LINDA, CALIFORNIA

Drawn BG
Checked JM
Div. Chief
Date 3 JAN 75

REVISIONS

STONE, MARRACCINI & PATTERSON
BUILDING SYSTEMS DEVELOPMENT INC.
A JOINT VENTURE
455 BEACH ST. SAN FRANCISCO, CA

APPROVED
PROJECT DIRECTOR

DRAWING NUMBER
1-P87

Sheet 70 of 211
Proj. No. 605-001

10

DRAWING NUMBER
PLAN FIELD CORPORATION • IRVINE, CALIFORNIA
RECORDED BY NUMBER STORAGE

RETURN TO PLAN LIBRARY
FILE FOLDER NO. 2B

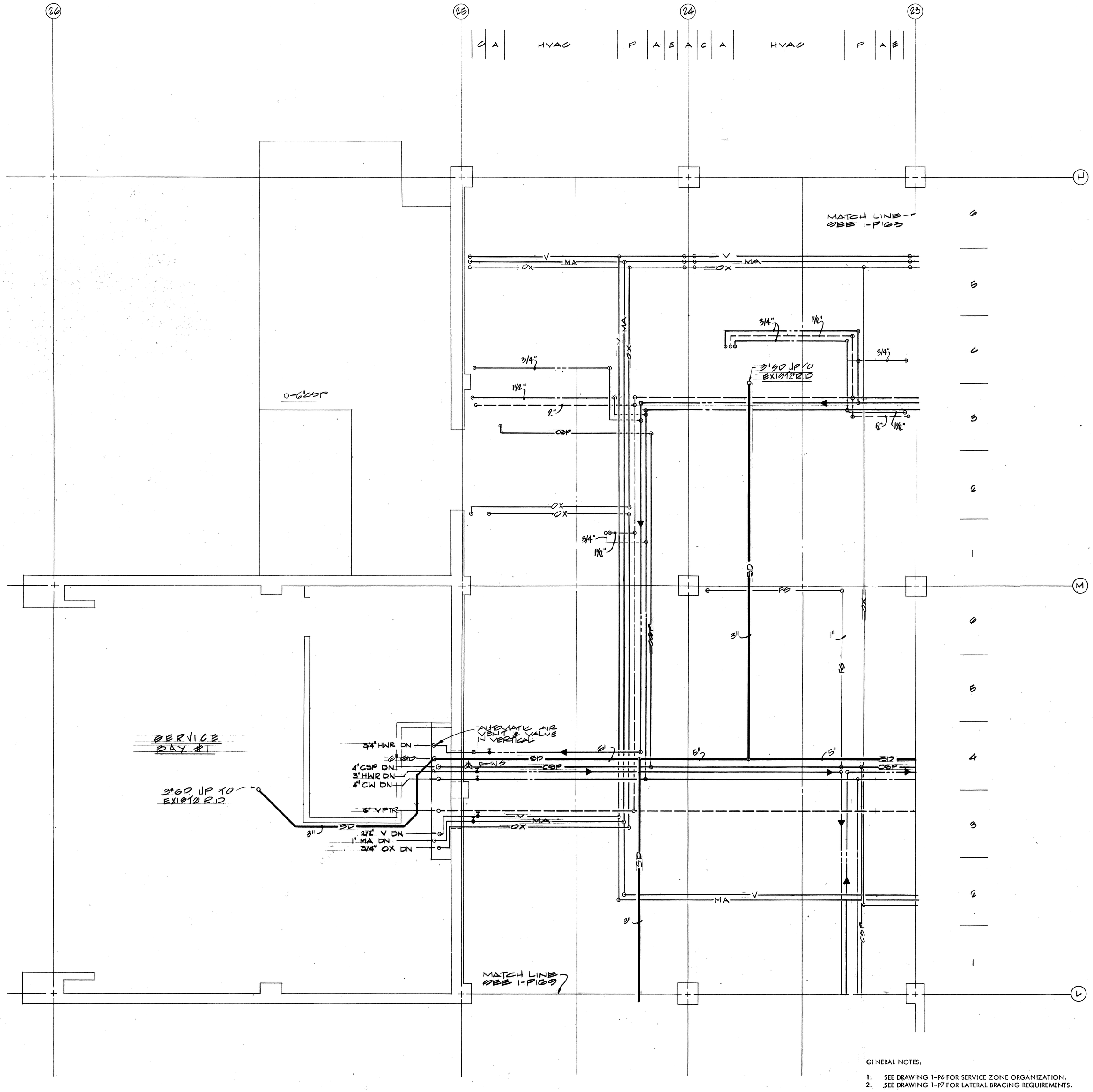

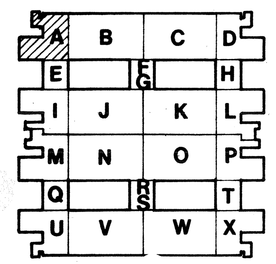

KEY PLAN

GENERAL NOTES:

1. SEE DRAWING 1-P6 FOR SERVICE ZONE ORGANIZATION.
2. SEE DRAWING 1-P7 FOR LATERAL BRACING REQUIREMENTS.

1-N-2-0481

graphic scale 2 0 2 4 feet — SCALE = 1/4" = 1'-0"

FOURTH FLOOR INTERSTITIAL - AREA A

BUILDING NUMBER 1 - PHASE II

500 BED
M.S.&N. HOSPITAL

VETERANS ADMINISTRATION
LOMA LINDA, CALIFORNIA

Drawn RG | Div. Chief | REVISIONS
Checked JM | Date 3 JAN 75

STONE, MARRACCINI & PATTERSON
BUILDING SYSTEMS DEVELOPMENT INC.
A JOINT VENTURE
455 BEACH ST. SAN FRANCISCO, CA

APPROVED
PROJECT DIRECTOR

DRAWING NUMBER 1-P161

Sheet 130 of 211

Proj. No. 605-001

REGISTERED PROFESSIONAL ENGINEER — MECHANICAL — STATE OF CALIFORNIA

RETURN TO PLAN LIBRARY

2B-1