










FINISH SCHEDULE

RB-1	RUBBER BASE MANUFACTURE:ROPPE STYLE: PINNACLE RUBBER BASE, 6" STANDARD TOE COLOR: CAMEL #191			P-2	PAINT (DOOR FRAME) MANUFACTURE: SHERWIN WILLIAMS COLOR: SW7513 SANDERLING SHEEN: SEMI GLOSS	
SV-1	SHEET VINYL MANUFACTURE: LONSEAL STYLE: LONCOIN II FLECKS COLOR: TBD SIZE: SHEET GOODS 6'W			FRP-1	*BID ALTERNATIVE TO SSW-1 FIBER REINFORCED PANEL MANUFACTURE: MARLITE STYLE: STANDARD FRP COLOR: WHITE SIZE: 6'-6" W ROLLS	
SV-2	SHEET VINYL MANUFACTURE: PROTECT ALL STYLE: MATTE COLOR: LIGHT GRAY SIZE: SHEET GOODS 6'W			CG1	CORNER GUARD STYLE: STAINLESS STEEL 16 GAUGE, 3" WIDE 90 DEGRESS, 4'-0" TALL.	
P-1	PAINT (FIELD) MANUFACTURE: SHERWIN WILLIAMS COLOR: SW7011NATURAL CHOICE SHEEN: SEMI GLOSS			ACT2	ACOUSTICAL CEILING TILE: MANUFACTURE: ARMSTRONG STYLE: #3316 OPTIMA HEALTH ZONE 24 X 24 SQUARE TEGULAR	
ACT1	ACOUSTICAL CEILING TILE: MANUFACTURE: ARMSTRONG STYLE: #816 CORTEGA TEGULAR 24 x 24			CL1	CEILING LIGHT: MANUFACTURE: KENALL OR EQUAL STYLE: LED MEDMASTER AMBIENT 2 x4 GRID MOUNTED	