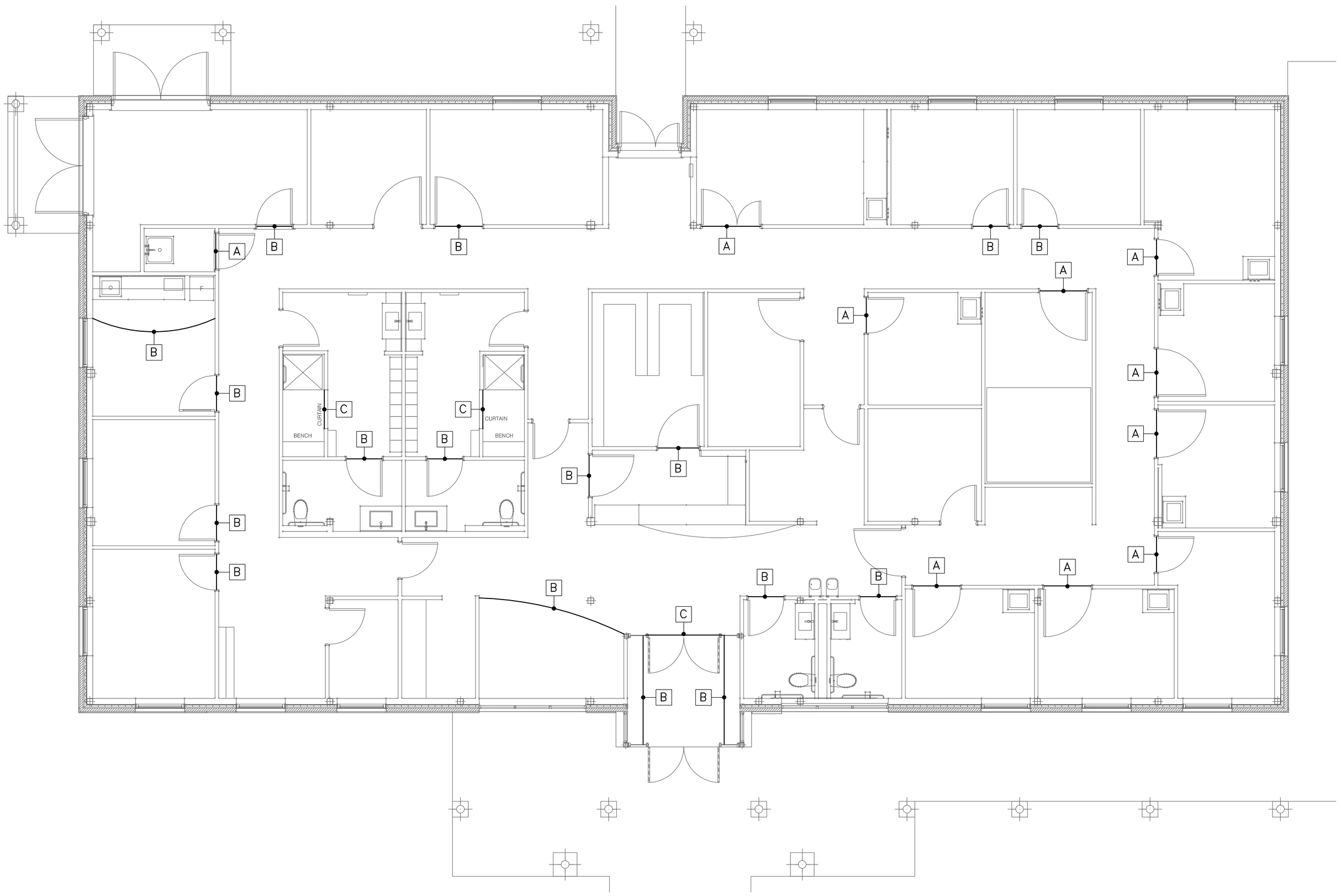

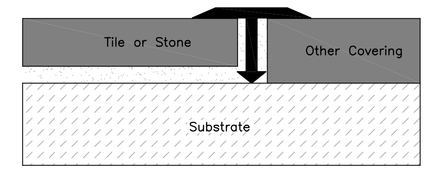

A TRANSITION DETAIL: A
NOT TO SCALE
NOTE: SCHLUTER RENO-T IS BEING USED AS THE BASIS OF DESIGN.

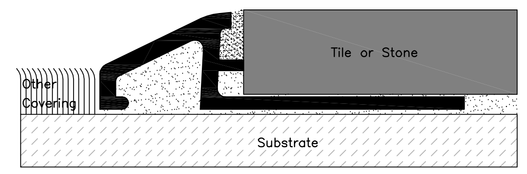

B TRANSITION DETAIL: A
NOT TO SCALE
NOTE: SCHLUTER RENO-U IS BEING USED AS THE BASIS OF DESIGN.

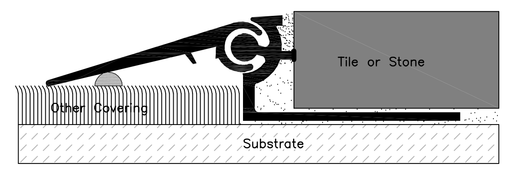

C TRANSITION DETAIL: A
NOT TO SCALE
NOTE: SCHLUTER RENO-V IS BEING USED AS THE BASIS OF DESIGN.

N

1 / IN103 TRANSITION DETAIL: FLOOR PLAN
1/4" = 1'-0"

4' 0' 4' 8'
1/4"=1'-0"

FINAL SUBMISSION
APRIL 6, 2012

IF SHEET IS LESS THAN (30"x42") IT IS A REDUCED PRINT; SCALE ACCORDINGLY

IN103

BES DESIGN/BUILD
766 MIDDLE ST., FAIRHOPE, AL 36532 251-990-5778
ARCH. & ENGR. SEAL

NATURAL RESOURCES & ENVIRONMENTAL AFFAIRS
SATISFACTORY TO DATE
SAFETY DEPARTMENT
SATISFACTORY TO DATE
FIRE DEPARTMENT
SATISFACTORY TO DATE
PUBLIC WORKS SUPERVISOR
SATISFACTORY TO DATE

P.W. DWG. NO.
DRAWN BY AAC
CHECKED BY KAM
SUPERVISOR
APPROVED DATE
PUBLIC WORKS OFFICER

DEPARTMENT OF THE NAVY — NAVAL FACILITIES ENGINEERING COMMAND
NAVAL SUPPORT ACTIVITY
PANAMA CITY, FLORIDA

PANAMA CITY JOINT OUTPATIENT CLINIC
NAVAL GULF COAST HEALTH CARE

TRANSITION DETAIL

SIZE F | CODE IDENT. NO. | NAVFAC DRAWING NO. N/A
HQMC PROJ. NO. | CONSTR. CONTR. NO.
SCALE | MACC. | T.O.# ____ | SHEET 3 OF 7