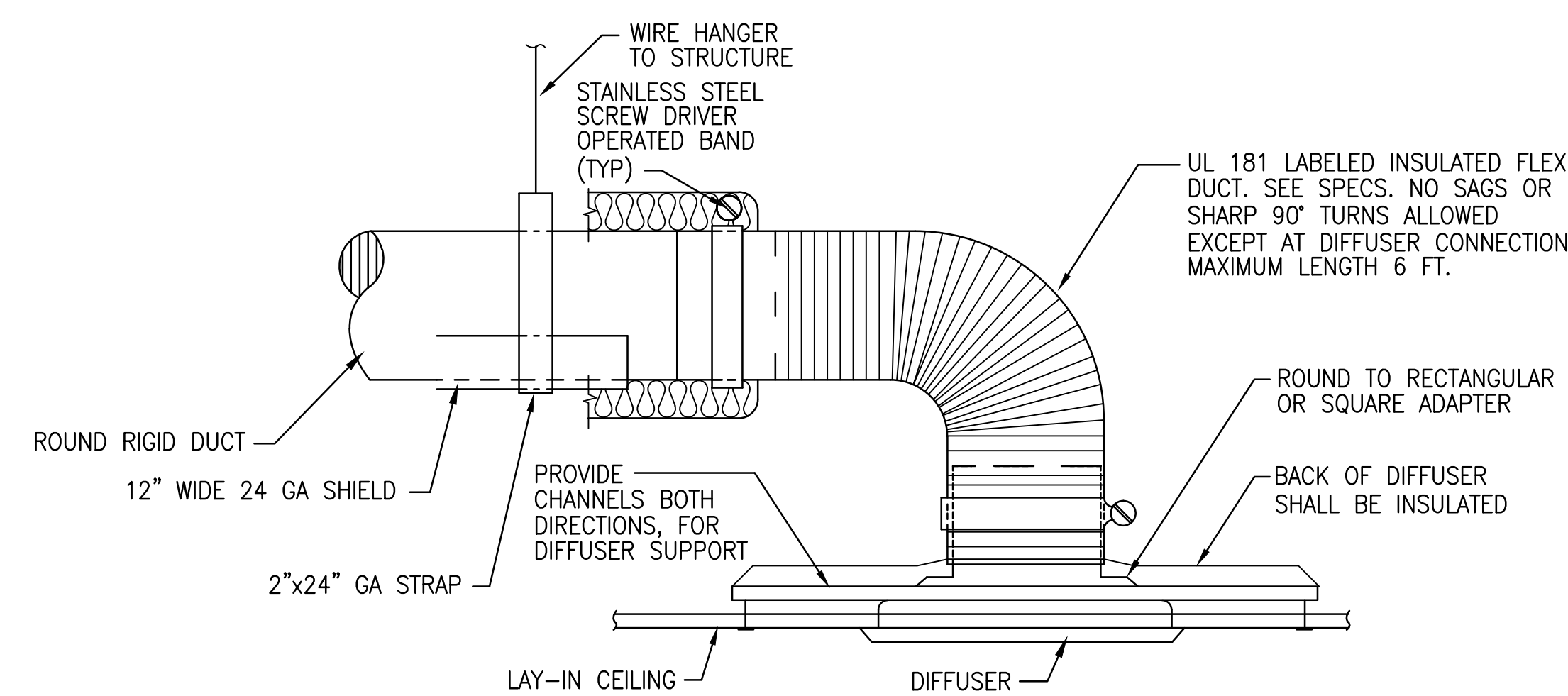
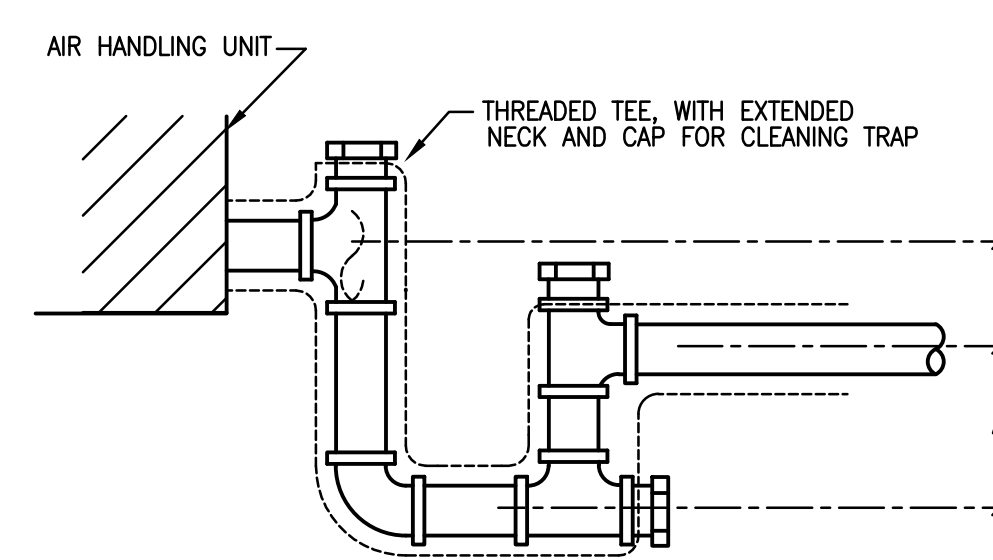


NOTE: PROVIDE SUPPORT ON ALL BRANCH DUCT RUNOUTS. MINIMUM OF TWO SUPPORTS ON BRANCH DUCTS OVER 6'-0\"/>



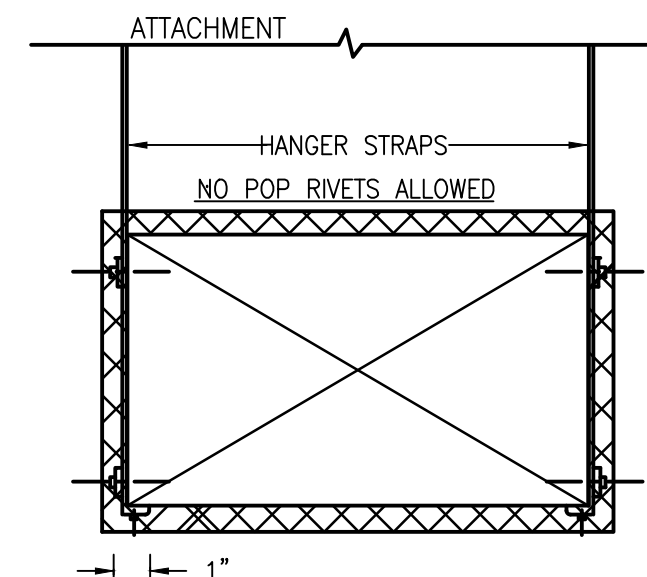
1 DIFFUSER CONNECTION
M502 NTS (TYPICAL)



A = GREATER OF 4\"/>

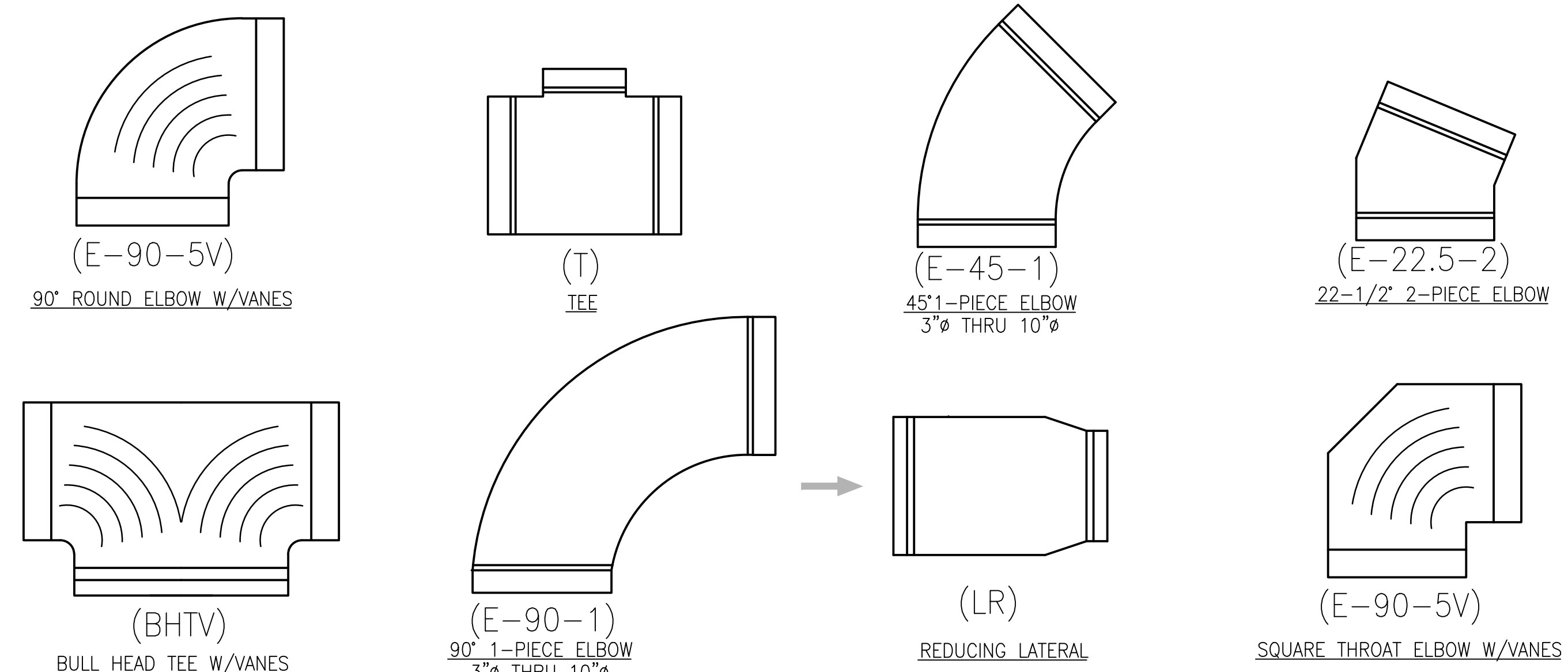
3 CONDENSATE DRAIN TRAP
M502 NTS

HANGER SIZES FOR RECTANGULAR DUCT			
MAX. SIDE	HANGER	HORIZONTAL SUPPORT ANGLE	MAXIMUM SPACING
UP TO 34"	1" X 18 GAUGE STRAP	NONE REQUIRED	8'-0"
34" TO 40"	1" X 18 GAUGE STRAP	NONE REQUIRED	6'-0"

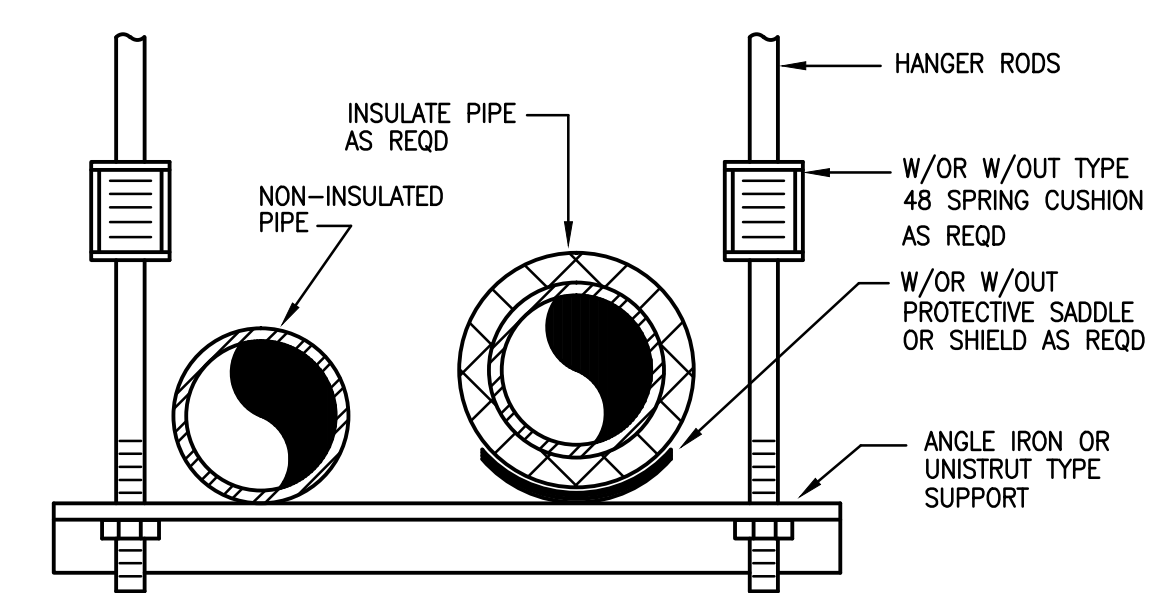


NOTE: HANGER STRAPS SHOWN FOR SINGLE WALL DUCT. STRAPS TO BE EXTERNAL FOR DOUBLE WALL DUCT.

4 DUCT STRAP HANGER
M502 NTS

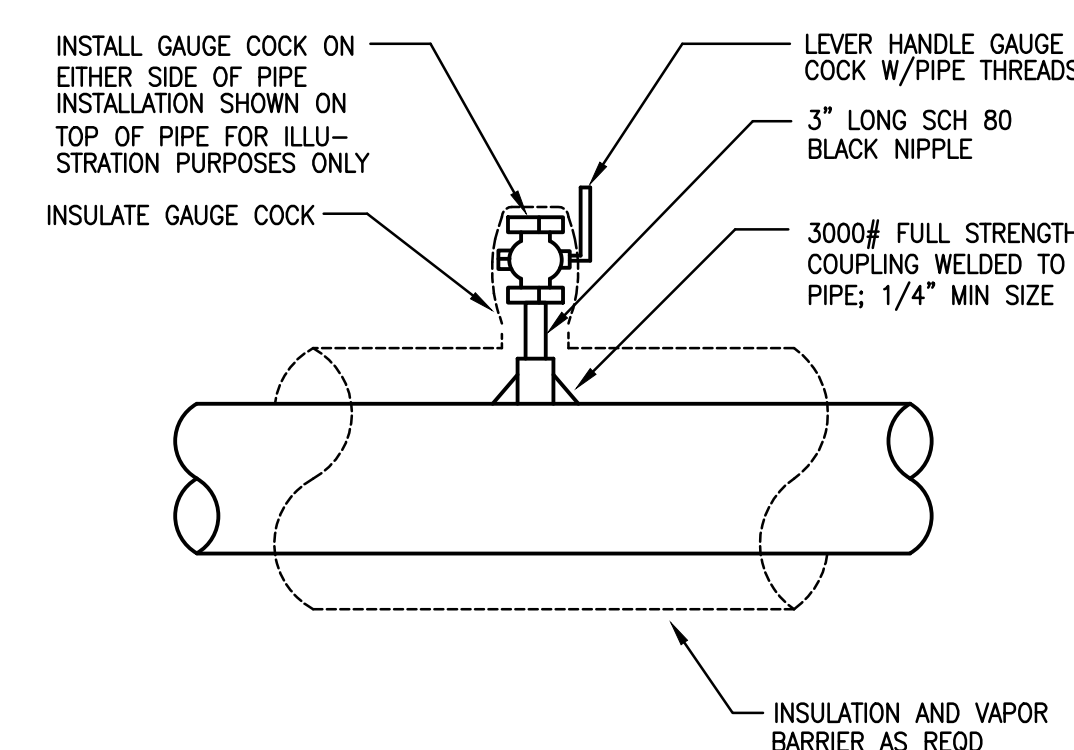


5 TYPICAL DUCT FITTINGS
M502 N.T.S.



NOTES:
1. SIZE RODS, SPRING CUSHION, AND HORIZONTAL MEMBER APPROVED TO SATISFY LOAD REQUIREMENT W/SAFETY FACTOR OF 5

6 TRAPEZE TYPE PIPE SUPPORT
M502 NTS



7 GAUGE COCK INSTALLATION
M502 NTS

FINAL SUBMISSION
APRIL 18, 2012

IF SHEET IS LESS THAN (30"x42") IT IS A REDUCED PRINT; SCALE ACCORDINGLY

M503

BES DESIGN/BUILD 766 MOBILE ST., FARMINGDALE, AL 36532 251-890-5778 ARCH. & ENGR. SEAL FLORIDA NO. 56537 STATE OF FLORIDA No. 29795 PROFESSIONAL ENGINEER	NATURAL RESOURCES & ENVIRONMENTAL AFFAIRS SATISFACTORY TO DATE	P.W. DWG. NO. DRAWN BY R. LONDONO CHECKED BY R. DeLOACH SUPERVISOR B. COFFMAN APPROVED DATE PUBLIC WORKS OFFICER	DEPARTMENT OF THE NAVY NAVAL FACILITIES ENGINEERING COMMAND PANAMA CITY, FLORIDA PANAMA CITY JOINT OUTPATIENT CLINIC NAVAL GULF COAST HEALTH CARE MECHANICAL DETAILS	
	SAFETY DEPARTMENT SATISFACTORY TO DATE	FIRE DEPARTMENT SATISFACTORY TO DATE	PUBLIC WORKS SUPERVISOR SATISFACTORY TO DATE	SIZE F CODE IDENT. NO. N/A HQMC PROJ. NO. SCALE
	CONSTR. CONTR. NO.			SHEET 10 OF 12
	MACC. T.O.#			SHEET 10 OF 12