

PLUMBING ABBREVIATIONS

[illegible]

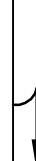
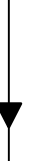
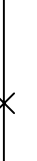




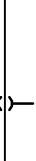



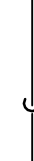













GENERAL NOTES

1. THE PLUMBING SYSTEM SHALL CONFORM TO INTERNATIONAL PLUMBING CODE 6.
2. FOR HOT WATER HEATING AND SUPPLY, PROVIDE A MAXIMUM TEMP OF 122-126 DEG. F. (PER ADA SPECS). UNLESS SPECIFIC APPLIANCES OR EQUIPMENT SPECIFICALLY REQUIRE HIGHER TEMPERATURE WATER SUPPLY, THE TEMPERATURE DROP ACROSS THE SYSTEM SHALL BE NO MORE THAN 20 DEGS. F.
3. PROVIDE SUFFICIENT OFFSETS SPECIFIED OR DIRECTED, PROVIDED IN ACCORDANCE WITH ASHRAE HANDBOOK SERIES 90.1 AND THE ENERGY CONSERVATION REQUIREMENTS OF THE CONTRACT. SIZE AND PLACE EQUIPMENT SO THAT IT IS EASILY ACCESSIBLE AND REMOVABLE FOR REPAIR OR REPLACEMENT.
4. SEE ARCHITECTURAL PLANS FOR EXACT LOCATION OF ALL PLUMBING FIXTURES.
5. COORDINATE PLUMBING PLUMBING WITH AIR CONDITIONING DUCTS, ELECTRICAL CONDUIT AND ALL TRADES.
6. CONTRACTOR SHALL VERIFY DISTANCE TO CONNECTION TO EXISTING UTILITIES PRIOR TO BID.
7. REFER TO UNITED FACILITIES CODE (UFC) 3-420-01 AND 4-510-01.


















PLUMBING PIPING SYMBOLS

	—	DOMESTIC COLD WATER, COLD WATER
	—	DOMESTIC HOT WATER, HOT WATER
	—	DOMESTIC HOW WATER RETURN, HOT WATER RETURN
MA	MA	MEDICAL AIR
MA	MA	MEDICAL VACUUM
LA	LA	LABORATORY AIR
LV	LV	LABORATORY VACUUM
OA	OA	ORAL EVACUATION
A	A	INDUSTRIAL AIR
D	D	DRAIN
SAN	SAN	SANITARY SEWER
SAN	SAN	SANITARY SEWER (OPTIONAL)
SS	SS	SANITARY SEWER, BELOW GRADE
SAN	SAN	SANITARY SEWER VENT
SW	SW	STORM WATER
SO	SO	STORM WATER, BELOW GRADE
SCW	SCW	SOFTEN COLD WATER
FW	FW	FILTERED COLD WATER
DWS	DWS	DRINKING WATER SUPPLY
DWR	DWR	DRINKING WATER RETURN
TWS	TWS	TEMPERED WATER SUPPLY
TWR	TWR	TEMPERED WATER RETURN
NH	NH	NITROUS OXIDE
O	O	OXYGEN
N	N	NITROGEN
NG	NG	NATURAL GAS
NG	NG	NATURAL GAS, BELOW GRADE
FO	FO	FUEL OIL DISCHARGE
FOS	FOS	FUEL OIL SUPPLY
FV	FV	FUEL OIL VENT
FOR	FOR	FUEL OIL RETURN



GENERAL PLUMBING SYMBOLS

	DIRECTION OF PIPE PITCH (DOWN)
	DIRECTION OF FLOW
	ANCHOR
	REDUCER OR INCREASER
	ECCENTRIC REDUCER
	TOP CONNECTION, 45° OR 90°
	BOTTOM CONNECTION, 45° OR 90°
	SIDE CONNECTION
	CAPPED OUTLET
	RISE OR DROP IN PIPE
	UNION
	PIPE UP
	PIPE DOWN
	POINT OF CONNECTION BETWEEN NEW AND EXISTING WORK
	LIMIT OF DEMOLITION
	INVERTED BUCKET TRAP SET INCLUDING PIPING ACCESSORIES
	FLOAT & THERMOSTATIC TRAP SET INCLUDING PIPING ACCESSORIES
	STRAINER
	THERMOMETER
	PRESSURE GAGE
	FLOW ELEMENT
	CLEAN OUT
	HOSE BIB (FROSTPROOF)
	FLOOR DRAIN W/ TRAP PRIMER
	WATER HAMMER ARRESTOR

PLUMBING VALVE SYMBOLS

	GATE VALVE
	GLOBE VALVE
	GATE VALVE WITH 3/4 " HOSE ADAPTER
	CHECK VALVE
	ANGLE GLOBE VALVE
	BUTTERFLY VALVE
	BALL VALVE
	MODULATING CONTROL VALVE
	TWO POSITION CONTROL VALVE
	THREE-WAY MODULATING CONTROL VALVE
	THREE-WAY TWO POSITION CONTROL VALVE
	PRESSURE REGULATING VALVE
	AUTOMATIC FLOW CONTROL VALVE
	PRESSURE RELIEF VALVE
	MANUAL AIR VENT
	TEST PLUG (PRESSURE/TEMPERATURE)
	AUTOMATIC AIR VENT

FINAL SUBMISSION
APRIL 6, 2012

		314 HOGUE DRIVE, A. BOX 251-990-5778 ARCH. & ENGR. SEAL	
			
NATIONAL RESOURCES & ENVIRONMENTAL AFFAIRS		P.W. DWS. NO.	
TO DATE		TO DATE	
SAFETY DEPARTMENT		DRAWN BY	
TO DATE		CHECKED BY	
FIRE DEPARTMENT		WBS	
TO DATE		SUPERVISOR	
PUBLIC WORKS SUPERVISOR		WBS	
TO DATE		APPROVED	
TO DATE		DATE	
PUBLIC WORKS OFFICER		DATE	
DEPARTMENT OF THE ARMY NAVAL SUPPORT ACTIVITY		NAVAL FACILITIES ENGINEERING COMMAND PANAMA CITY, FLORIDA	
PANAMA CITY JOINT OUTPATIENT CLINIC		PLUMBING LEGEND, ABBREVIATIONS AND SYMBOLS	
NAVAL GULF COAST HEALTH CARE		SIZE CODE IDENT. NO.	
F		N/A / T.C. DRAWING NO.	
SCALE NONE		CONSTR. CONTR. NO.	
SHEET 1 OF 8		T.O.#	