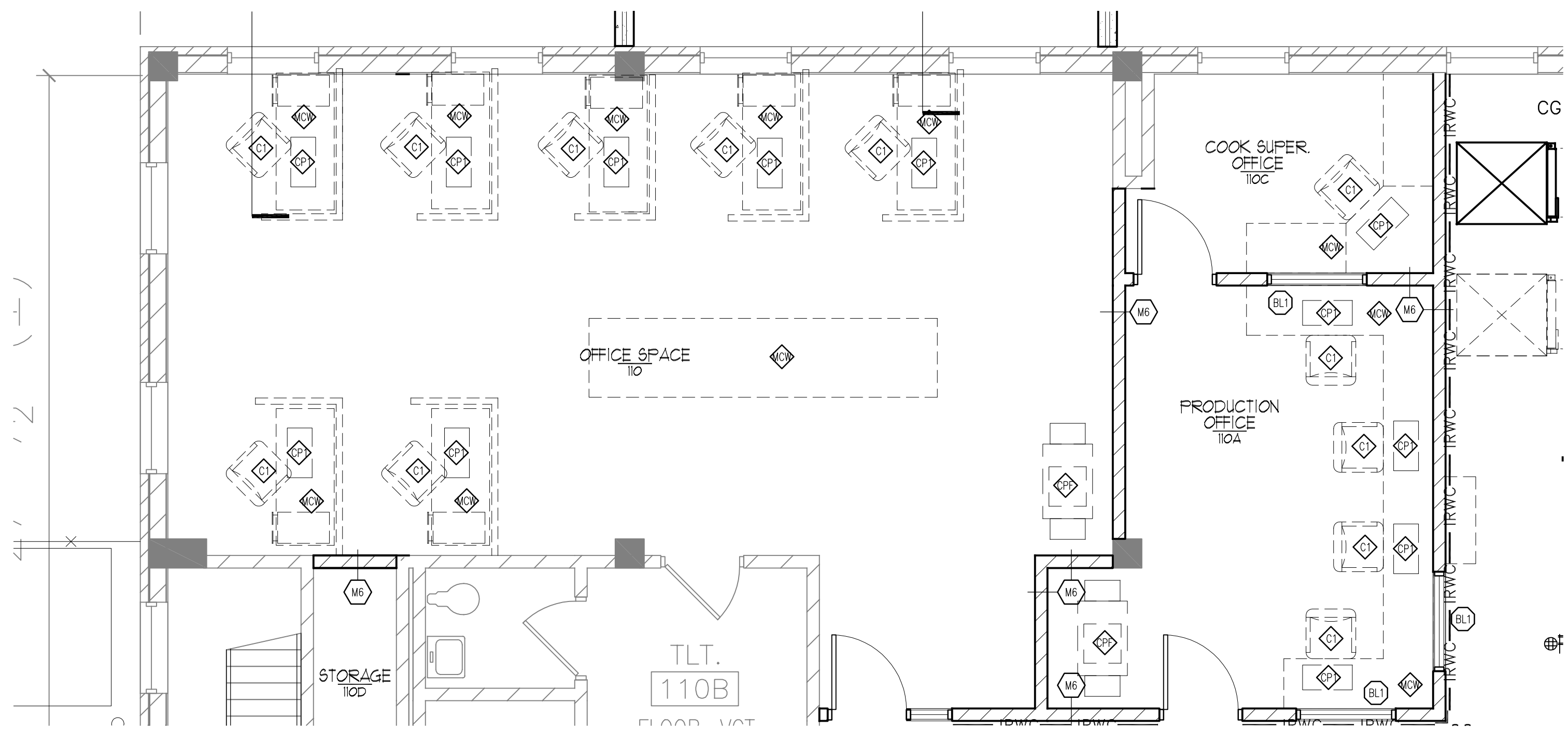
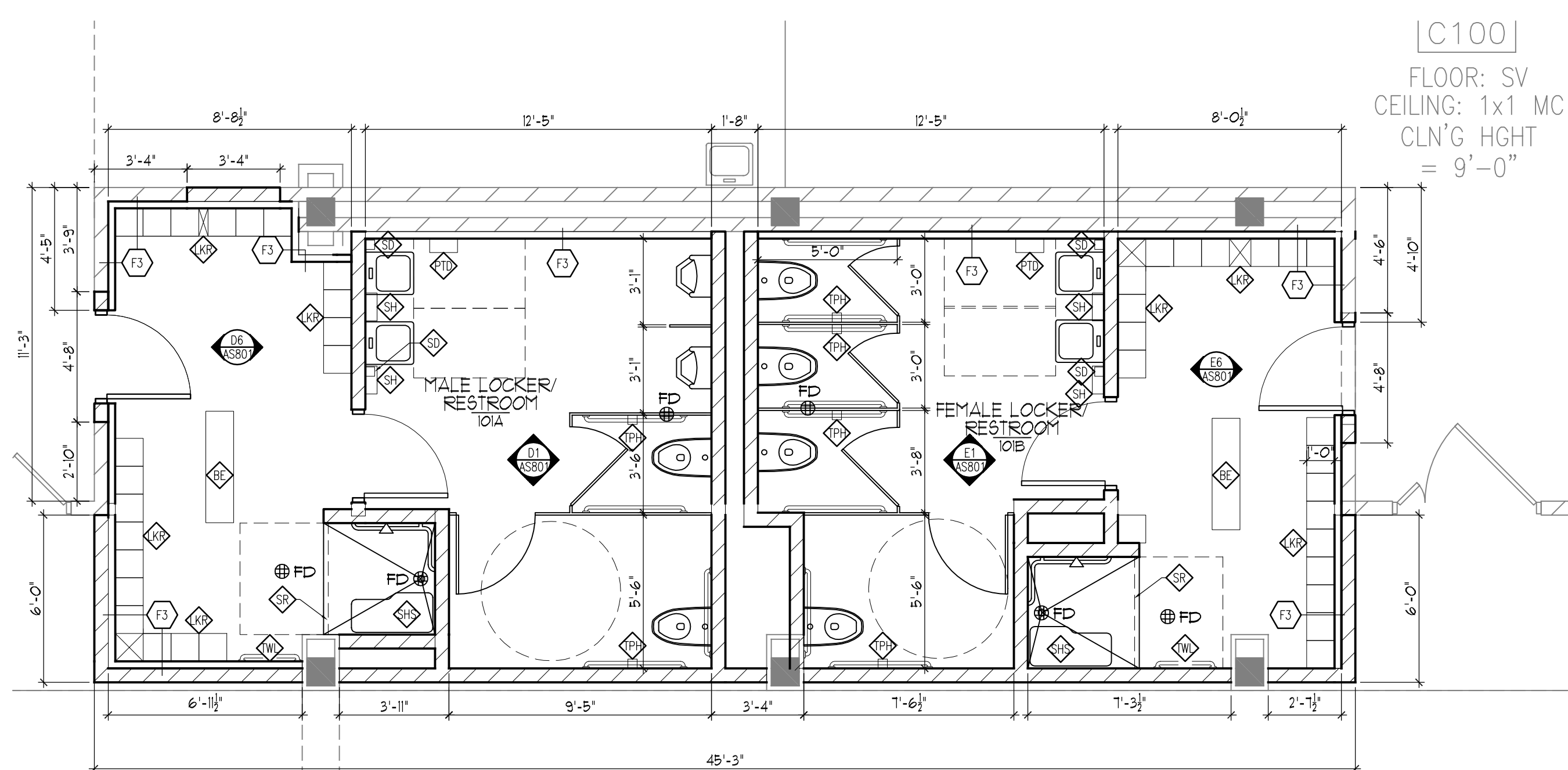


three inches = one foot
one and one half inches = one foot
one inch = one foot
three quarters inch = one foot
one half inch = one foot
three eighths inch = one foot
one quarter inch = one foot
one eighth inch = one foot



ENLARGED OFFICE 110 PLAN
1/4"=1'-0"



ENLARGED TOILET ROOM PLANS
1/4"=1'-0"

EQUIPMENT SCHEDULE										
Project: AE SCIP for Building 6 FHCC										
ROOM #	ROOM NAME	EQUIP. #	ITEM DESCRIPTION	MFR. / MODEL #	FURNISHED BY	INSTALLED BY	UTILITY REQUIREMENTS			NOTES
							PLUMB / MEXGAS	VOICE / DATA	ELEC	
FIRST FLOOR										
101A	MALE LOCKER	BE	BENCH		CONTR	CONTR				
101A	MALE LOCKER	SD	SOAP DISPENSER		FHCC	CONTR				
101A	MALE LOCKER	PTD	PAPER TOWEL DISPENSER		FHCC	CONTR				
101A	MALE LOCKER	SH	SHOVEL		CONTR	CONTR				
101A	MALE LOCKER	TWL	TOWEL BAR		CONTR	CONTR				
101A	MALE LOCKER	SHS	SHOWER SEAT		CONTR	CONTR				
101A	MALE LOCKER	SR	SHOWER ROD		CONTR	CONTR				
101A	MALE LOCKER	LKR	LOCKERS		CONTR	CONTR				
101B	FEMALE LOCKER	BE	BENCH		CONTR	CONTR				
101B	FEMALE LOCKER	SD	SOAP DISPENSER		FHCC	CONTR				
101B	FEMALE LOCKER	PTD	PAPER TOWEL DISPENSER		FHCC	CONTR				
101B	FEMALE LOCKER	SH	SHOVEL		CONTR	CONTR				
101B	FEMALE LOCKER	TWL	TOWEL BAR		CONTR	CONTR				
101B	FEMALE LOCKER	SHS	SHOWER SEAT		CONTR	CONTR				
101B	FEMALE LOCKER	SR	SHOWER ROD		CONTR	CONTR				
101B	FEMALE LOCKER	LKR	LOCKERS		CONTR	CONTR				
105	MENS TOILET	SD	SOAP DISPENSER		FHCC	CONTR				
105	MENS TOILET	PTD	PAPER TOWEL DISPENSER		FHCC	CONTR				
105	MENS TOILET	SH	SHOVEL		CONTR	CONTR				
105	MENS TOILET	TPH	TOILET PAPER HOLDER		FHCC	CONTR				
106	WOMENS TOILET	SD	SOAP DISPENSER		FHCC	CONTR				
106	WOMENS TOILET	PTD	PAPER TOWEL DISPENSER		FHCC	CONTR				
106	WOMENS TOILET	SH	SHOVEL		CONTR	CONTR				
106	WOMENS TOILET	TPH	TOILET PAPER HOLDER		FHCC	CONTR				
110	OFFICE SPACE	OPF	COPIER/PRINT/FAX		FHCC	FHCC		X	X	
110	OFFICE SPACE	C1	DESK CHAIR		FHCC	FHCC				
110	OFFICE SPACE	MCM	MODULAR CASEWORK	Herman Miller	CONTR	CONTR		X	X	1
110	OFFICE SPACE	CP1	COMPUTER		FHCC	FHCC				2
110A	PRODUCTION OFFICE	OPF	COPIER/PRINT/FAX		FHCC	FHCC		X	X	
110A	PRODUCTION OFFICE	C1	DESK CHAIR		FHCC	FHCC				
110A	PRODUCTION OFFICE	MCM	MODULAR CASEWORK	Herman Miller	CONTR	CONTR				1
110A	PRODUCTION OFFICE	CP1	COMPUTER		FHCC	FHCC		X	X	2
110C	COOK SUPER.	C1	DESK CHAIR		FHCC	FHCC				
110C	COOK SUPER.	MCM	MODULAR CASEWORK	Herman Miller	CONTR	CONTR		X	X	1
110C	COOK SUPER.	CP1	COMPUTER		FHCC	FHCC				2
121	CALL CENTER	OPF	COPIER/PRINT/FAX		FHCC	FHCC		X	X	
121	CALL CENTER	C1	DESK CHAIR		FHCC	FHCC				
121	CALL CENTER	CP1	COMPUTER		FHCC	FHCC		X	X	2
121	CALL CENTER	HT	KEYBOARD TRAY		FHCC	CONTR				
121	CALL CENTER	MCM	MODULAR CASEWORK	Herman Miller	CONTR	CONTR				1

- EQUIPMENT PLAN - SYMBOLS LEGEND**
- BENCH
 - CHAIR
 - COPIER
 - COMPUTER
 - DRY ERASE WHITEBOARD
 - FILE CABINET
 - FAX MACHINE
 - KEYBOARD TRAY
 - LOCKER
 - MONITOR
 - MODULAR CASEWORK
 - MOBILE FILES
 - PRINTER
 - PAPER TOWEL DISPENSER
 - RECYCLE BIN
 - SOAP DISPENSER
 - SHOVEL
 - SHOWER ROD
 - SHOWER SEAT
 - TACK & MARKER BOARD
 - TOILET PAPER HOLDER
 - TRASH BIN
 - TOWEL BAR
 - WORK STATION

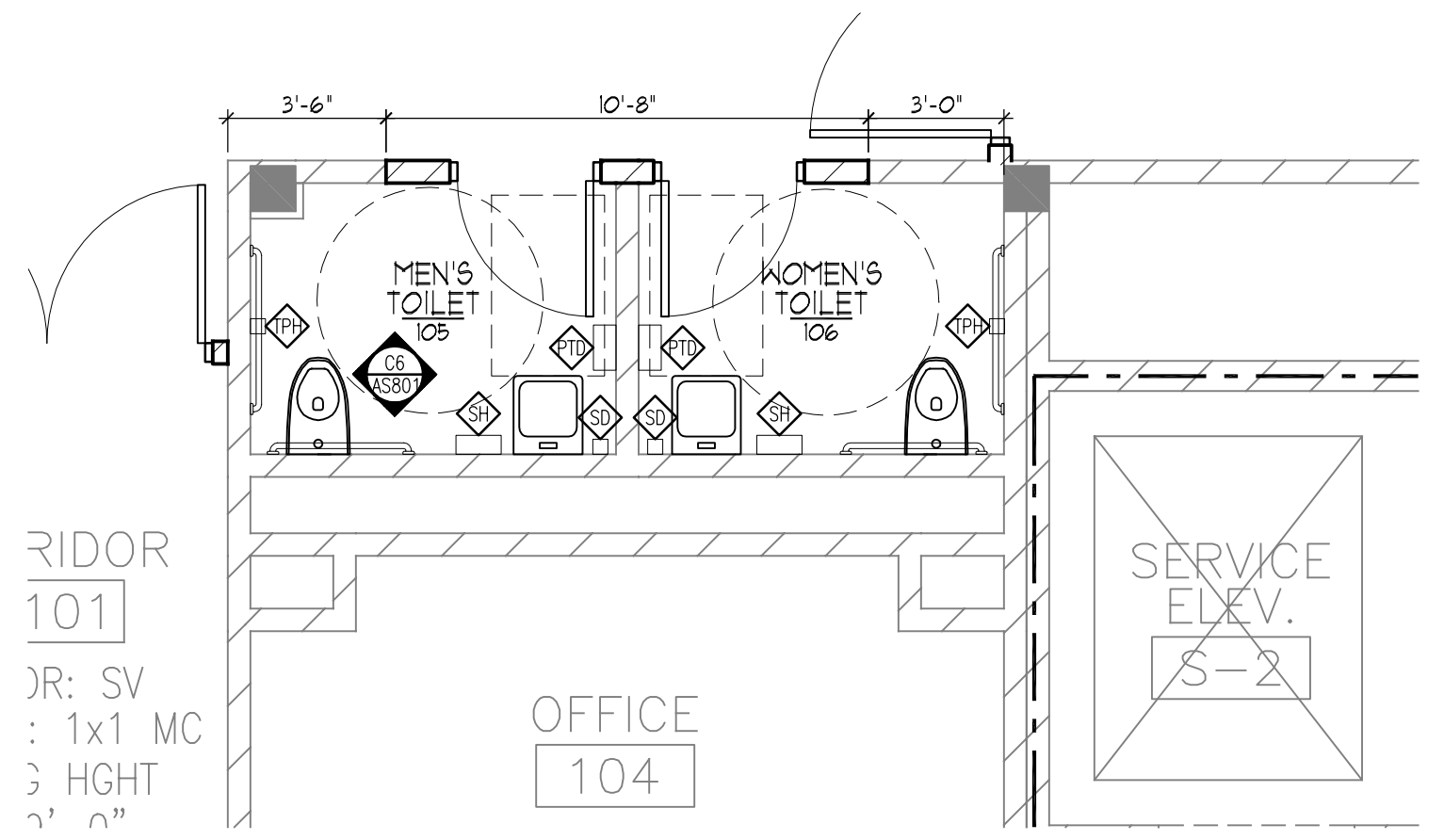
- FLOOR PLAN - SYMBOLS LEGEND**
- NEW WALL / PARTITION
 - NEW DOOR AND FRAME
 - SECTION REFERENCE
 - INTERIOR ELEVATION
 - KEYNOTE / WALL TYPE / PARTITION TYPE
 - EXISTING WALLS TO REMAIN
 - EXISTING DOOR AND FRAME TO REMAIN
 - DETAIL REFERENCE
 - BORROWED LITE, REFER TO DETAILS ON SHEET AS-830
 - PLAN NOTE
 - CORNER GUARD (REFER TO DETAIL C3/AS-900)
 - FIRE EXTINGUISHER

- FLOOR PLAN - GENERAL NOTES**
- DIMENSIONS ON FLOOR PLAN ARE BASED ON FACE OF FINISHED WALL TO FACE OF FINISHED WALL (NOMINAL).
 - VERIFY ALL DIMENSIONS AND CONDITIONS AT JOB SITE. PORTIONS OF EXISTING CONSTRUCTION MAY HAVE BEEN REMOVED BY FHCC.
 - MAINTAIN CONTINUOUS UTILITY SERVICE TO ALL SPACES IN THE BUILDING NOT AFFECTED BY THIS WORK. COORDINATE WITH FHCC ANY DISRUPTION IN SERVICES REQUIRED TO PERFORM WORK OR TO MODIFY EXISTING PIPING, DUCTWORK OR ANY ASSOCIATED EQUIPMENT.
 - REFER TO PROJECT MANUAL FOR ROOM FINISH SCHEDULE AND NOTES.
 - REFER TO SHEET #80 FOR DOOR SCHEDULES, DOOR TYPES, AND NOTES.

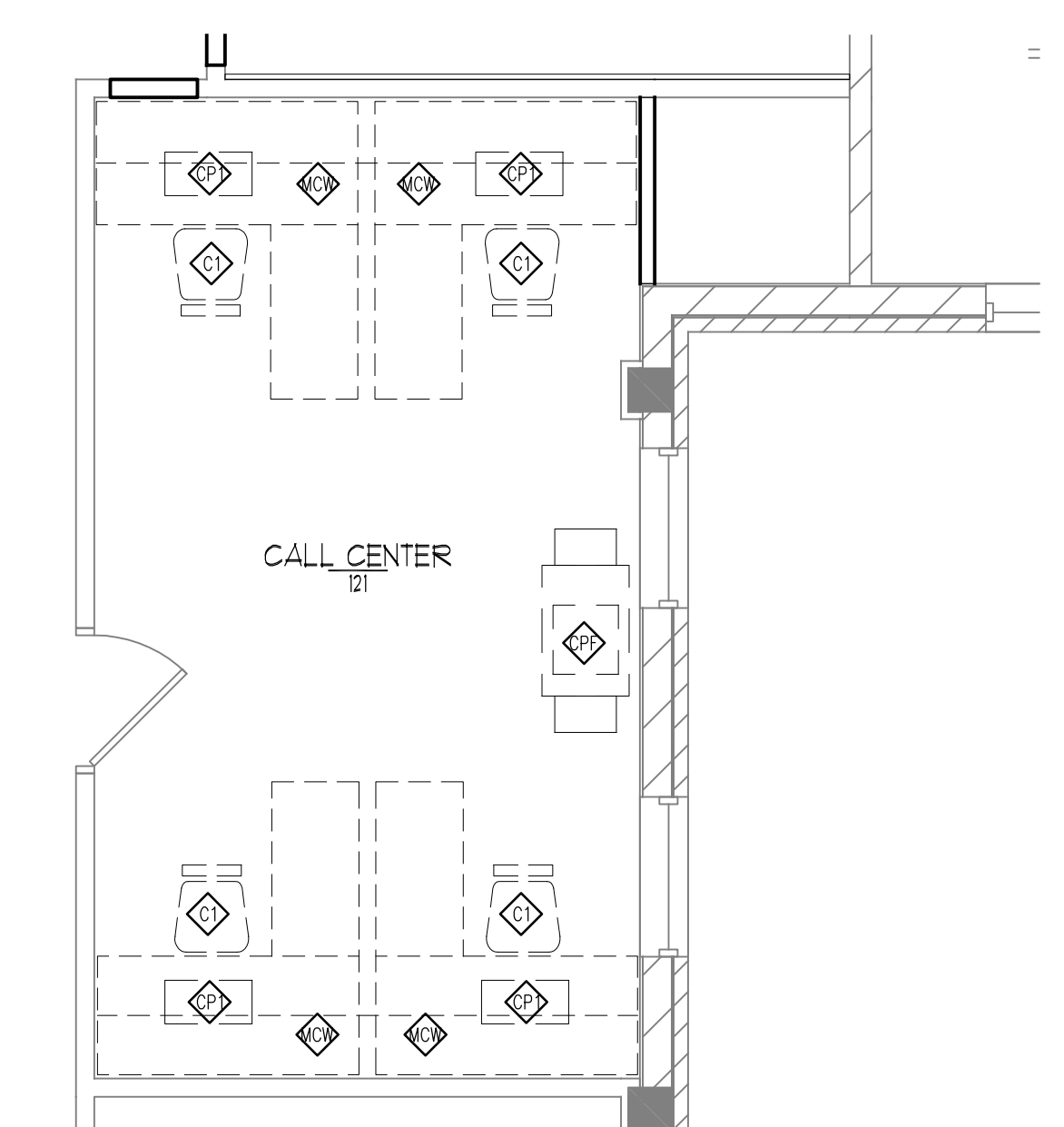
- FLOOR PLAN NOTES**
- ALIGN
 - PORTION OF WALL TO BE FULL HEIGHT.
 - PARTIAL HEIGHT WALL. REFER TO DETAIL B6/AS-900.
 - RECESSED FLOOR SLAB IN THESE AREAS.
 - UDG WALL SYSTEM. REFER TO FOOD SERVICE DRAWINGS.
 - NEW CONCRETE SLAB. REFER TO DETAIL D3/AS-600.
 - NEW DRINKING FOUNTAIN. REFER TO ELEVATION A6/AS-801.
 - PATCH WALL TO MATCH EXISTING.
 - REMOVABLE SECTION OF RAILING. REFER TO DETAIL B6/600.
 - PROVIDE 3" HIGH CONCRETE HOUSEKEEPING PADS UNDER EQUIPMENT.
 - NEW CHAIN LINK FENCE.
 - NEW GRASS SEED IN THIS AREA.
 - EXISTING RELOCATED FIRE EXTINGUISHER.
 - PATCH WALL TO MATCH EXISTING.
 - PROVIDE AND INSTALL 3" PLTACOD ON ALL WALLS OF FROM FLOOR TO 36" AFF. FLYWOOD TO BE PAINTED ON ALL 6 SIDES WITH (2) COATS OF FIRE RETARDANT PAINT.
 - DOWNSPOUT AND SPLASHBLOCK.
 - NEW MECHANICAL LOUVER. REFER TO DETAILS C1 AND D1/AS-600.

- EQUIPMENT PLAN GENERAL NOTES**
- REFER TO THIS SHEET FOR EQUIPMENT SCHEDULE.
 - REFER TO ELEVATION DRAWING AS-801 FOR ADDITIONAL INFORMATION ON EQUIPMENT LOCATIONS.
 - REFER TO DRAWINGS (N1) SERIES FOR ADDITIONAL INFORMATION ON MODULAR CASEWORK.
 - REFER TO PROJECT MANUAL FOR LIST SOLE SOURCED ITEMS. NON-SOLE SOURCED ITEMS SHALL BE THE BASIS-OF-DESIGN.
 - PROVIDE FRIT BLOCKING AND BRACING REQUIRED INSIDE WALLS TO SUPPORT WALL MOUNTED EQUIPMENT.

- EQUIPMENT SCHEDULE NOTES**
- MODULAR CASEWORK (MCM) - SEE (N1-SERIES) DRAWINGS.
 - COMPUTER INCLUDES: MONITOR, TOWER, KEYBOARD.



ENLARGED TOILET ROOM PLAN
1/4"=1'-0"



ENLARGED CALL CENTER 121
1/4"=1'-0"

FINAL BID DOCUMENTS

90% CONSTRUCTION DOCUMENTS SUBMISSION 05-17-12

50% CONSTRUCTION DOCUMENTS SUBMISSION 04-06-12

35% DOCUMENTS SUBMISSION 02-22-12

SCHEMATIC DESIGN SUBMISSION 11-21-11

Revisions: Date

Federal Health Care Center

U.S. Department of Veterans Affairs | U.S. Department of Defense

Captain James A. Lovell

Federal Health Care Center

3001 Green Bay Road

North Chicago, IL, 60064

CONSULTANTS:

ARNOLD & O'SHERIDAN

Consulting Engineers

CHEQUAMEGON BAY ENGINEERING, INC.

MACKESEY AND ASSOCIATES, LLC

PROJECT LEADER:

11000 West Park Place • Milwaukee WI 53224 • Tel 414 359-3060 • Fax 414 359-3070

Intelligent Designs

Inspired Results

www.prarch.com

PRA Job No. 110172-01

Drawing Title

Partial First Floor Enlarged Plans

Approved: Project Director

Project Title

AE SCIP for Building 6 FHCC

Location

North Chicago, IL

Date

June 26, 2012

Checked By:

PRA

Drawn By:

RLS

Project Number

556-11-119

Building Number

6

Drawing Number

AS-201EP

Office of Facilities Management

Department of Veterans Affairs