

VA



**U.S. Department
of Veterans Affairs**

MASTER WAYFINDING FOR VAPHS
Project 646-13-105
VA Pittsburgh Healthcare System
Final Construction Documents

Appendix: Volume 4 of 6

UD Exterior - Sign Specifications and Messages

29 March, 2018



Wayfinding Associates
Design with a sense of Direction

3919 Saw Mill Run Boulevard, Pittsburgh, PA 15227 | wfpros.com
Wayfinding & Sign Consulting | Design | Project Management

Sign Summary

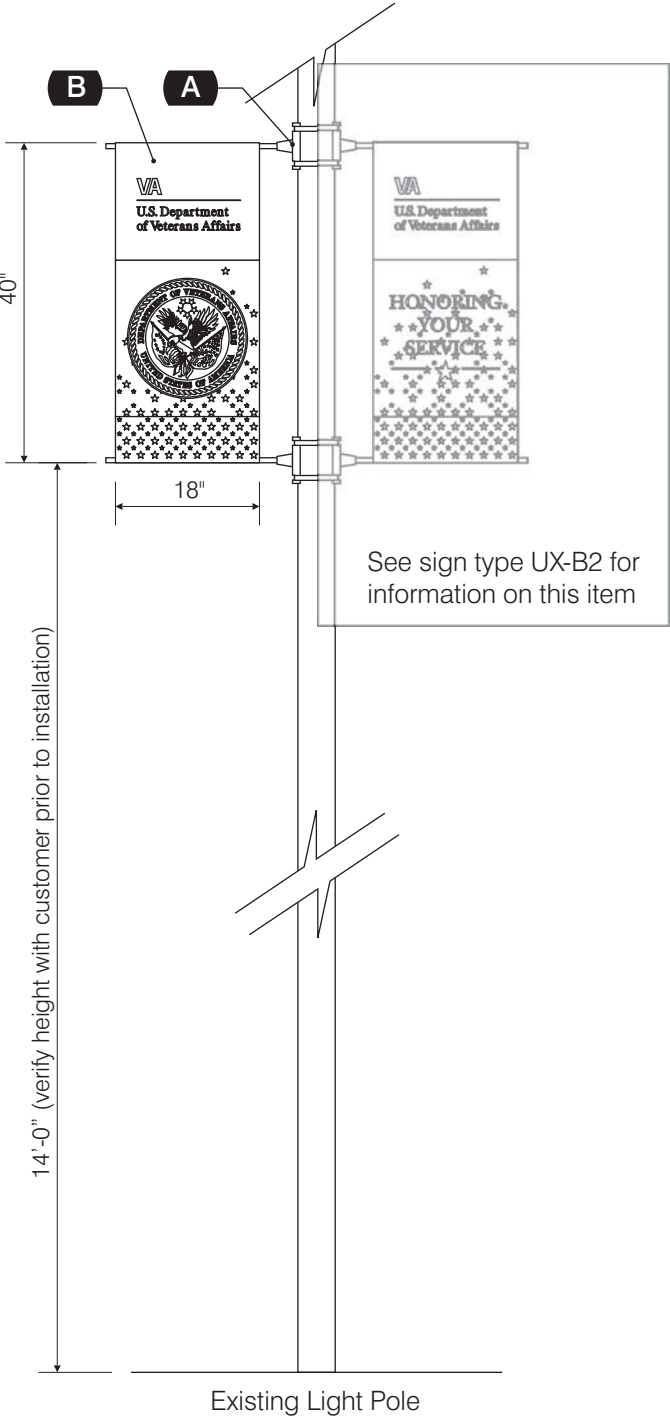
Basis of Design: Windspill Banner Hardware
Banner hardware and banners to be installed on existing lightpoles

Components

A	Descrip:	Windspill Deluxe Adjustable Complete Banner Installation Kit - For a 24" Wide or equal
	Size:	42" x 16 1/2"
	Color(s):	Standard
B	Descrip:	Digitally printed exterior grade 18oz matte heavy duty vinyl double-sided banner with top and bottom pole pockets and silver (nickel) retainer grommets
	Size:	See dimensions
	Quantity:	1
	Color(s):	Banner material seal and text - White
		Header and footer background - Match Matthews Paint MP05480 Asgard Wall
		Central background - Match Pantone 292 C
		Star pattern on footer - Match Matthews Paint MP07081 In the Twilight
		Star pattern on central background - Match Pantone 285 C

Notes

- Install banners 14'-0" above ground, verify height with customer prior to installation
- Electronic artwork of banner graphics to be supplied to vendor upon request by Wayfinding Associates at time of fabrication



SIGN TYPE UX-B1

Scale: 1/2"=1'

Sign Summary



Basis of Design: Windspill Banner Hardware
Banner hardware and banners to be installed on existing lightpoles

Components

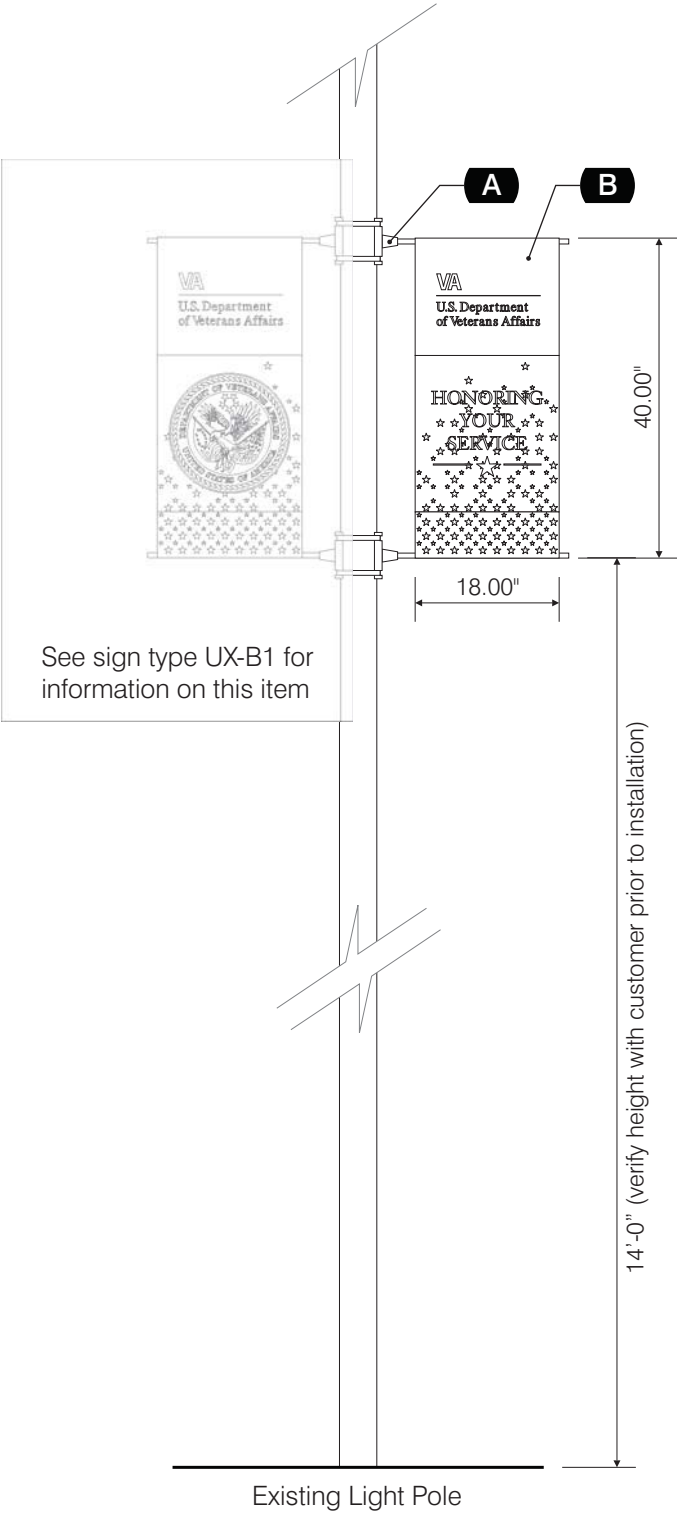
A	Descrip:	Windspill Deluxe Adjustable Complete Banner Installation Kit - For a 24" Wide or equal
	Size:	Standard
	Color(s):	Standard
B	Descrip:	Digitally printed exterior grade 18oz matte heavy duty vinyl double-sided banner with top and bottom pole pockets and silver (nickel) retainer grommets
	Size:	See dimensions
	Quantity:	1
	Color(s):	Banner material and honoring your service graphics - White
		Header and footer background - Match Matthews Paint MP05480 Asgard Wall
		Central background - Match Pantone 292 C
		Star pattern on footer - Match Matthews Paint MP07081 In the Twilight
		Star pattern on central background - Match Pantone 285 C

Notes

- Install banners 14'-0" above ground, verify height with customer prior to installation
- Electronic artwork of banner graphics to be supplied to vendor upon request by Wayfinding Associates at time of fabrication



Windspill Deluxe Adjustable Complete Banner Installation Kit



SIGN TYPE UX-B2
Scale: 1/2"=1'

2-Sided aluminum post and panel sign, with removable aluminum pan with reflective graphics

A	Descrip:	A
Q:		

A	Descrip:	Aluminum sign post with cap
	Size:	See dimensions
	Quantity:	2
	Color(s):	Lower section of post - Paint to match buff brick used on existing hospital, high gloss Accent stripe - Matthews Paint MP26309 Wells Fargo Black, high gloss Upper section of post and cap - Matthews Paint MP18099 Platinum Sparkle Metallic, high gloss

B Descrip: Aluminum sign panel, no reveal between posts and panel
Size: See dimensions
Color(s): Matthews Paint MP18099 Platinum Sparkle Metallic, high gloss

C	Descrip: Removable aluminum bleed face/frame with reflective graphics Size: See dimensions Quantity: 2 (1 on each face) Color(s): Aluminum face/frame - Match Matthews Paint MP05480 Asgard Wall, satin finish
----------	--

Line 1 a/b	<p>Reflective vinyl graphics</p> <p>15" h symbol, left justified</p> <p>Avery Dennison white reflective vinyl HV 1200-101-R applied first surface</p>
------------	---

Line 2 a/b Reflective vinyl graphics
4"h Helvetica Medium, left justified
Avery Dennison white reflective vinyl HV 1200-101-R applied first surface

Line 3 a/b Reflective vinyl graphics
10" h Helvetica Medium, left justified
Avery Dennison white reflective vinyl HV 1200-101-R applied first surface

Rule Line	Reflective vinyl graphics 1/4"h x 34"w left justified Avery Dennison white reflective vinyl HV 1200-101-R applied first surface
-----------	---

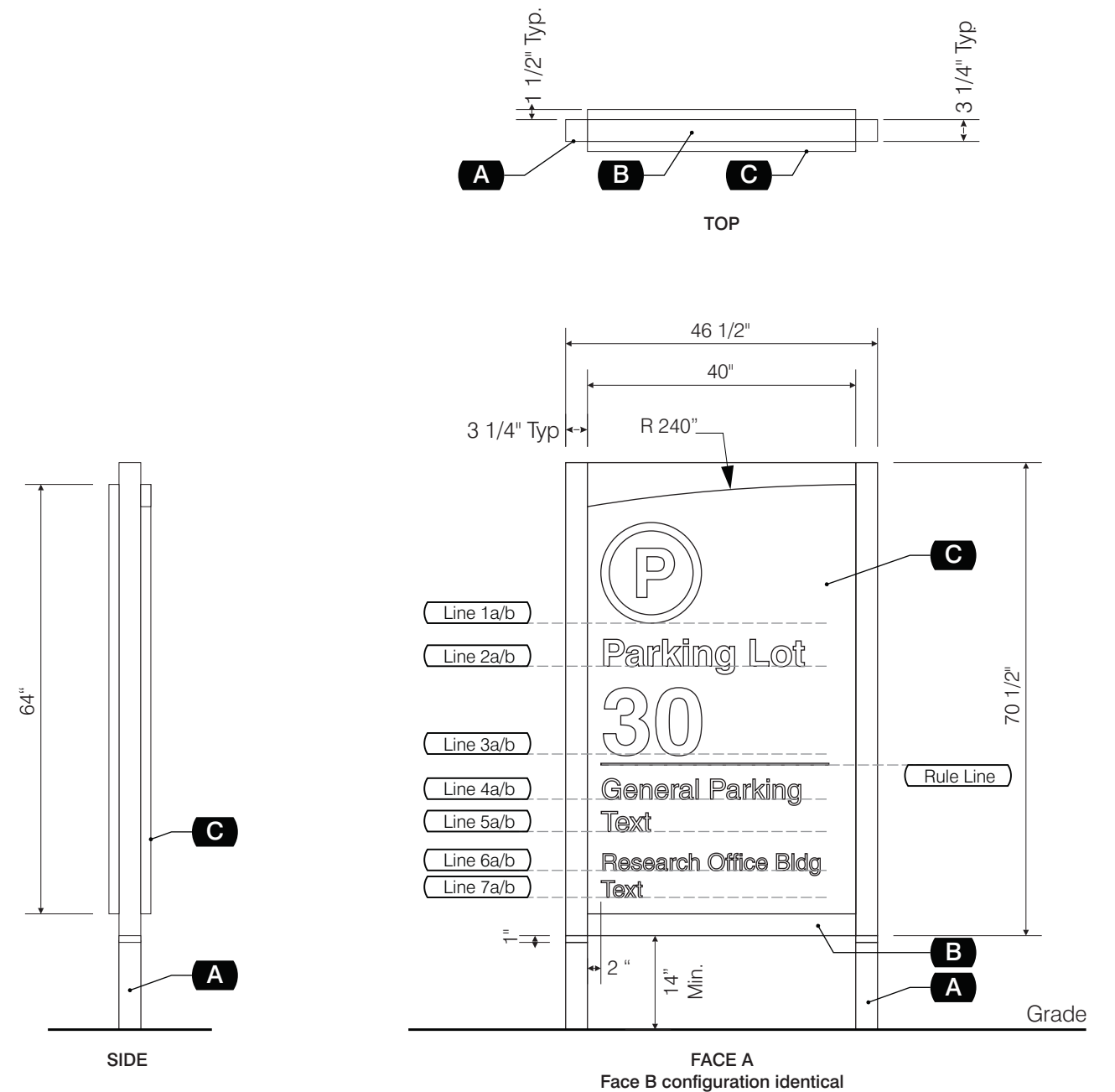
Line 4,5 a/b

Reflective vinyl graphics
3"h Helvetica Regular, left justified
Avery Dennison white reflective vinyl HV 1200-101-R applied first surface

Line 6,7 a/b

Reflective vinyl graphics
2 1/2" h Helvetica Regular, left justified
Avery Dennison yellow reflective vinyl HV 1200-235-R applied first surface

- See separate written specifications and engineering sheets for additional info and requirements
- Graphics shown are for demonstrative purposes only. Sign Message schedule is to be followed for exact text and graphics.



SIGN TYPE UX-i2

Scale: 1/2"=1'

Sign Summary

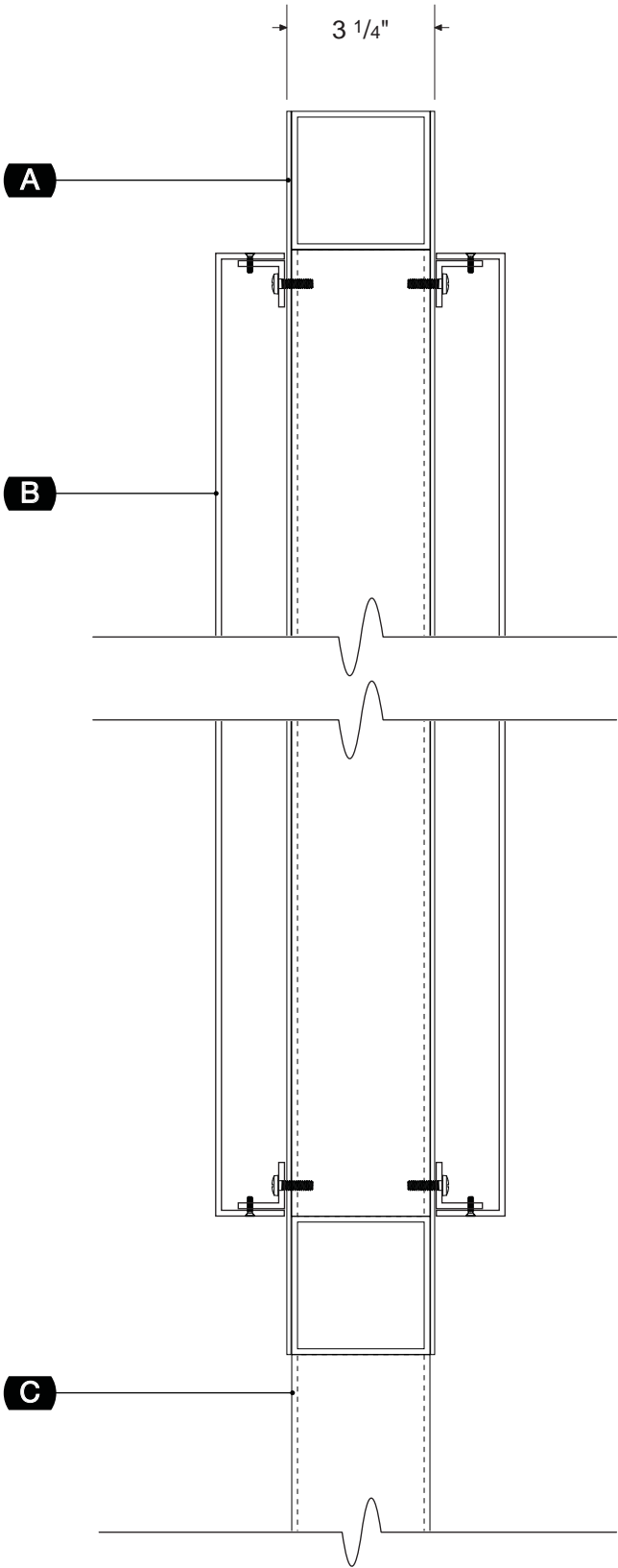
Basis of Design: Custom Fabricated Components
2-Sided aluminum sign cabinet, direct-bury post base

Components

A	Descrip:	Central Cabinet
	Process:	3" x 3" x 1/8" Fabricated aluminum tube construction w/ 1/8" Aluminum Skin + cross-bracing as required to support Sign Panels
	Color(s):	Matthews #MP18099 "Platinum Sparkle Metallic" High Gloss
B	Descrip:	Custom Curved Sign Panel
	Process:	1 1/2" D Formed Aluminum Pan Construction secured to concealed 1" x 1" aluminum angles mounted to Central Cabinet w/ flathead + countersunk fasteners
	Color(s):	Matthews #MP05480 "Asgard Wall" Satin Finish
C	Descrip:	Support Legs
	Process:	3" x 3" x 1/8" Fabricated aluminum tube construction to extend beyond Central Cabinet Direct Bury installation to footer, below grade
	Color(s):	Mask + Spray Matthews #MP26309 "Wells Fargo Black" High Gloss + Match Buff Brick on existing hospital, High Gloss

Notes

- See separate written specification and engineering sheets for additional info and requirements.
- Detail Typical of UX-i2



SECTION - SIDE VIEW

Scale: 3"=1'

Sign Summary

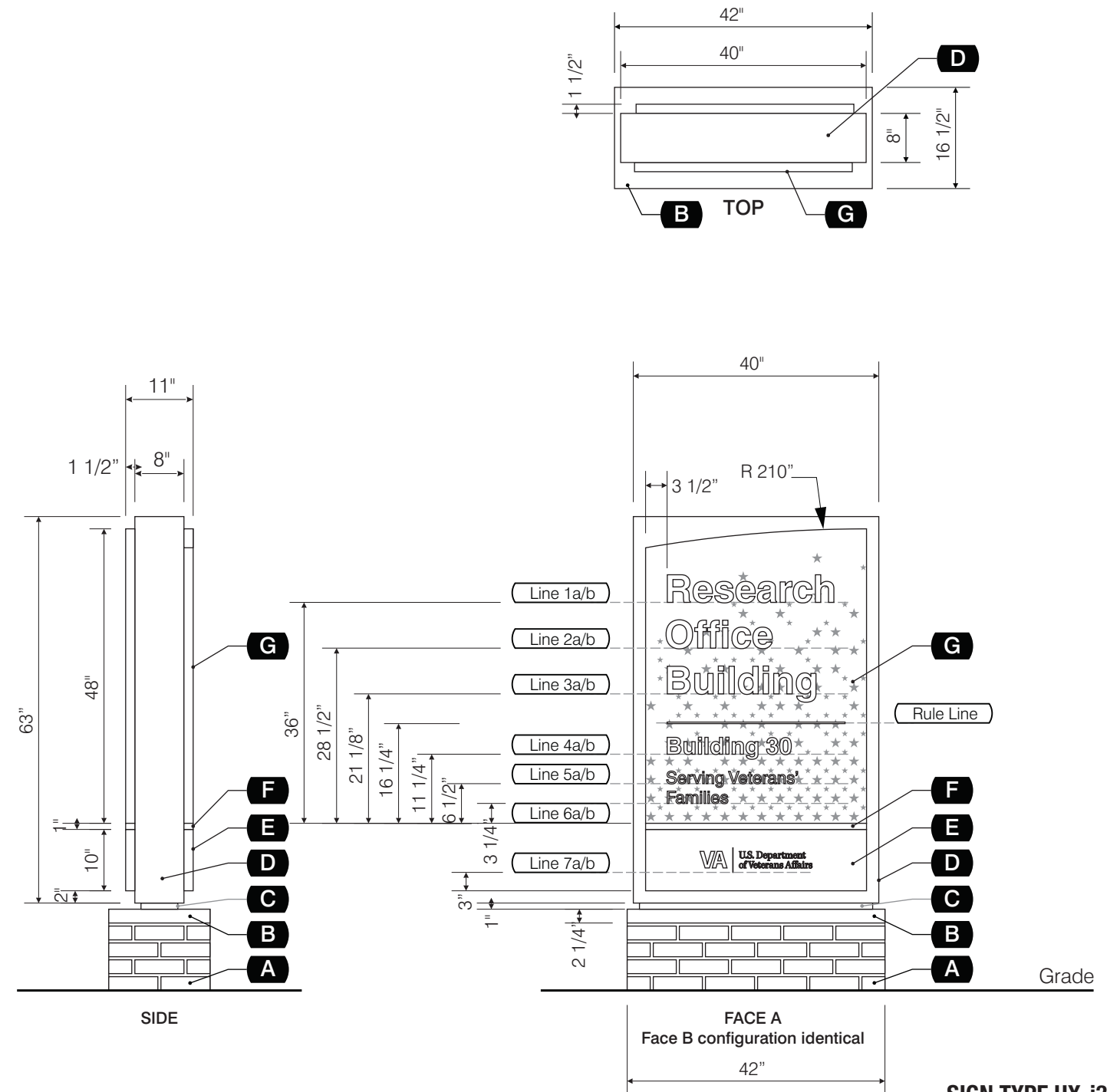
Basis of Design: SignComp Sign Extrusion & Systems
2-Sided aluminum sign cabinet, LED internal illumination, with removable panels mounted on masonry base

Components

A	Descrip: Masonry base Size: See dimensions Color(s): Match brick and mortar used on existing hospital
B	Descrip: Aluminum cap for masonry base Size: See dimensions Quantity: 1 Color(s): Paint to match brick, satin finish
C	Descrip: Aluminum reveal Size: See dimensions Quantity: 1 Color(s): Matthews Paint MP26309 Wells Fargo Black, high gloss
D	Descrip: Central aluminum monolith Size: See dimensions Quantity: 1 Color(s): Matthews Paint MP18099 Platinum Sparkle Metallic, high gloss
E	Descrip: Bleed body frame with removable face/frame (SignComp Insert Panel System or equal) aluminum face panel with flush push-thru translucent acrylic logo Size: See dimensions Quantity: Face/Frame - 2 (1 on each face) Color(s): Aluminum frame and face - Matthews Paint MP05480 Asgard Wall, satin finish
<div style="border: 1px solid black; border-radius: 10px; padding: 2px 10px; display: inline-block;">Line 7a/b</div> Flush Push-thru translucent white acrylic Logotype - 8"h, centered	
F	Descrip: Aluminum divider Size: See dimensions Quantity: 2 (1 on each face) Color(s): Matthews Paint MP18099 Platinum Sparkle Metallic, high gloss
G	Descrip: Removable aluminum bleed face/frame with flush push-thru translucent acrylic text and rule line. Size: See dimensions Quantity: 2 (1 on each face) Color(s): Aluminum face/frame - Match Matthews Paint MP05480 Asgard Wall, satin finish Star pattern graphics - Match Matthews Paint MP07081 In the Twilight, satin finish
<div style="border: 1px solid black; border-radius: 10px; padding: 2px 10px; display: inline-block;">Line 1-3 a/b</div> Flush Push-thru translucent white acrylic 4 1/2"h Helvetica Medium, left justified	
<div style="border: 1px solid black; border-radius: 10px; padding: 2px 10px; display: inline-block;">Line 4 a/b</div> Flush Push-thru translucent white acrylic with Avery Dennison Pantone 109 C UC 900-216-T applied first surface 2 3/4"h Helvetica Medium, left justified	
<div style="border: 1px solid black; border-radius: 10px; padding: 2px 10px; display: inline-block;">Line 5,6 a/b</div> Flush Push-thru translucent white acrylic 2"h Helvetica Regular, left justified	

Notes

- See separate written specifications and engineering sheets for additional info and requirements
- Minimum 4 courses of brick above grade on all faces. Minimum 3 brick courses below grade.
- Graphics shown are for demonstrative purposes only. Sign Message schedule is to be followed for exact text and graphics.



SIGN TYPE UX-i3

Scale: 1/2"=1'

Sign Summary

Basis of Design: SignComp Sign Extrusions and Custom Fabricated Components
2-Sided aluminum sign cabinet, dimmable LED internal illumination on timer w/ removable directional panels + masonry base

Components

- A

Descrip:
Process:
Color(s):

SignComp Part #1612 - Series 12 Hinge Body
split + separated lengthwise to create face offset consistent with design intent.
Matthews #MP07081 "In the Twilight" Satin Finish
- B

Descrip:

Color(s):

SignComp Cabinet Hardware
SignComp Part #5280 - Hinge Screws - As Reqd.
SignComp Part #5230 - Closure Screws - As Reqd.
Matthews #MP07081 "In the Twilight" Satin Finish
- C

Descrip:
Process:

Color(s):

SignComp Part #1626 - 3/4" Slide Retainer
Mitre-cut + join at corners to create hinged cabinet face
per manufacturers recommendation
Matthews #MP07081 "In the Twilight" Satin Finish
- D

Descrip:
Process:
Color(s):

SignComp Part #1662 - 1 1/4" Insert Divider
Mechanically fastened to Slide Retainer Frame
Matthews #MP07081 "In the Twilight" Satin Finish
- E

Descrip:
Process:
Color(s):

Acrylic Inserts
Plaskolite #2406 White Translucent Acrylic
Applied Cut Vinyl / Mask + Spray - Per Elevation Drawings
- F

Descrip:

LED Panel
1/8" thk. aluminum panel ptd. White, all surfaces w/ perimeter
T-Bracket secured to Sign Cabinet
White L.E.D Modules, 5000K Standard "Cool White" Lighting
w/ installed dimmer for adjustable light levels and photocell on/off timer.
- G

Descrip:
Process:

Color(s):

Custom Curved Header Panel
1 1/2" D Formed Aluminum Pan Construction w/ Rounded Face
secured to concealed 1" x 1" aluminum angles mounted to Central Cabinet
and SignComp Cabinet w/ flathead + countersunk fasteners
Matthews #MP07081 "In the Twilight" Satin Finish
- H

Descrip:
Process:

Color(s):

Central Cabinet
2" x 3" x 1/8" Fabricated aluminum tube construction w/ /090" Aluminum Skin
to create "surround" for SignComp Cabinet / removable insert panels.
Matthews #MP18099 "Platinum Sparkle Metallic" High Gloss
- I

Descrip:
Process:

Color(s):

Routed Aluminum Insert Panel
1/8" thk. routed aluminum insert panel w/ break form flange at top edge for SignComp
Insert Divider and appropriate SignComp adapter for Slide Retainer at B, L + R Sides.
Matthews #MP07081 "In the Twilight" Satin Finish
- J

Descrip:
Process:

Color(s):

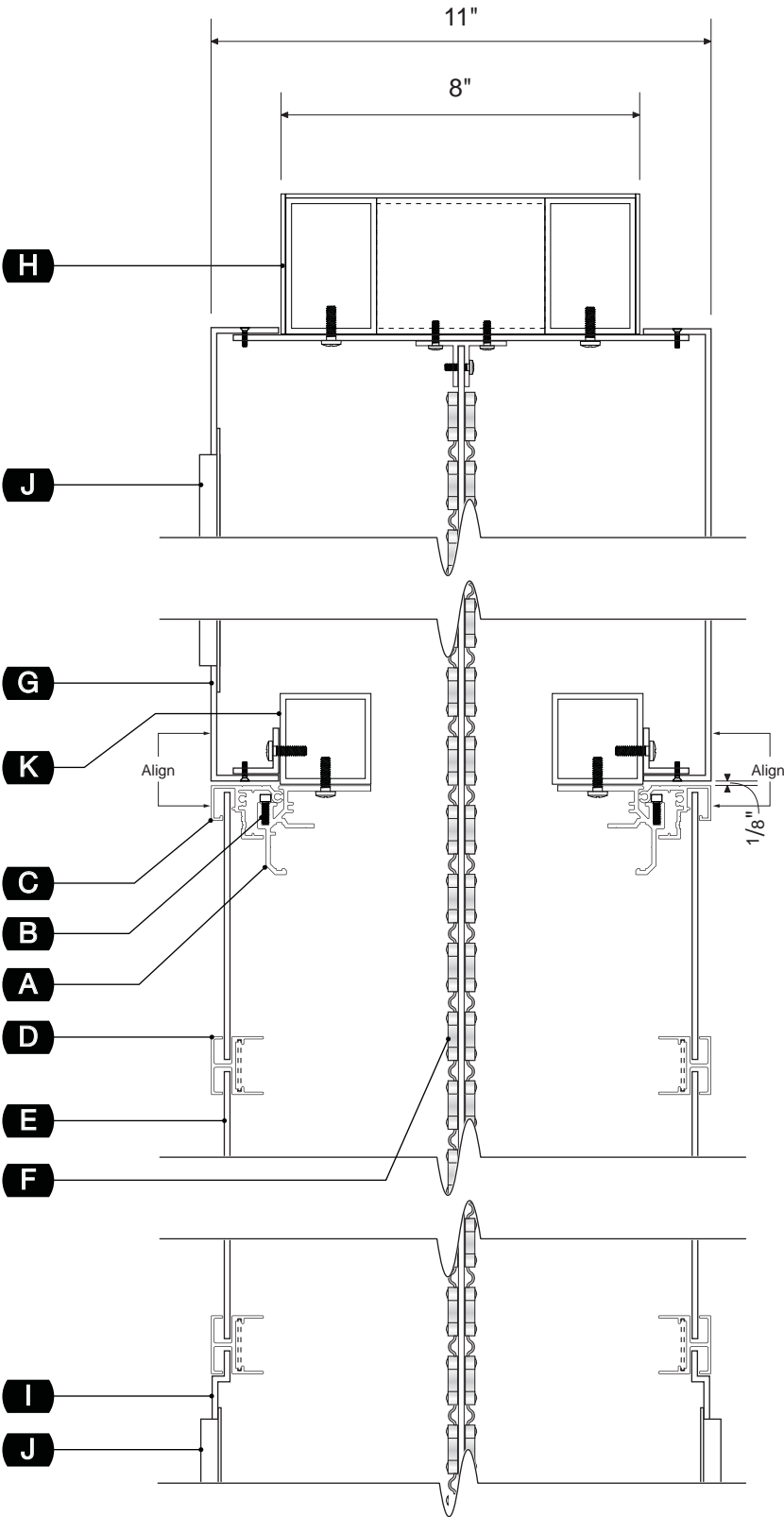
Push-Thru Copy
1/2" thk. Plaskolite #2406 White Translucent Acrylic push-thru lettering w/
1/16" D routed flange at 2nd surface
Applied Cut Vinyl (where reqd.) - Per Elevation Drawings
- K

Descrip:
Process:

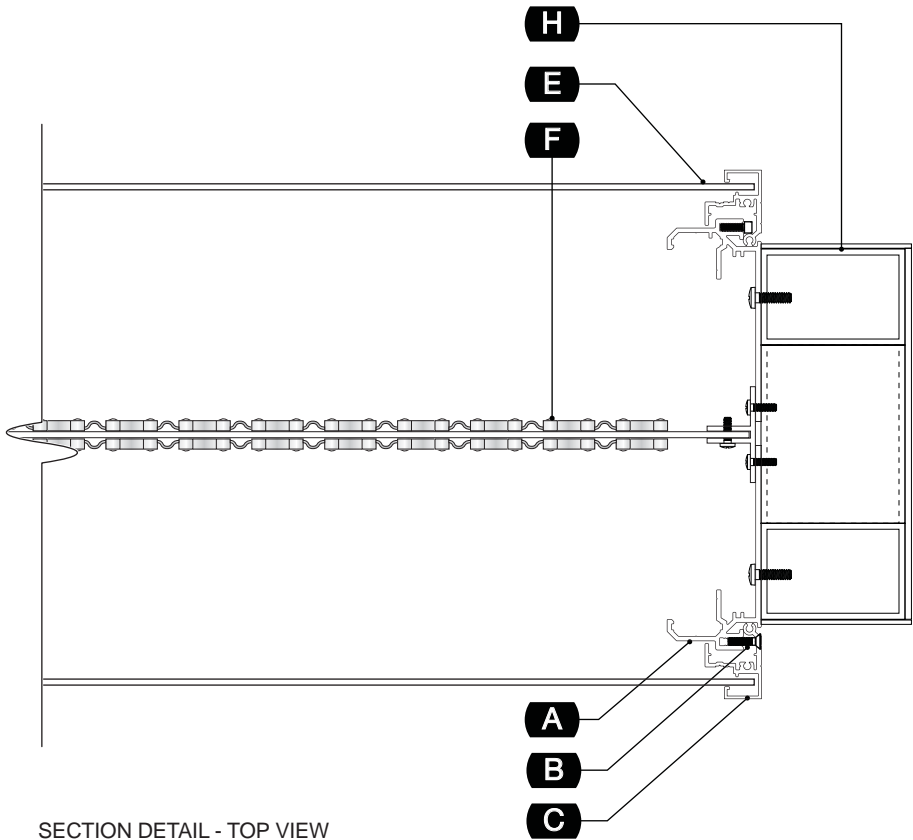
Cross-Bracing
2" x 2" aluminum tube cross-bracing, welded to Central Cabinet as required to
support Curved Header Panel and SignComp Cabinet.

Notes

- See separate written specification and engineering sheets for additional info and requirements.
- Detail Typical of UX-i3



SECTION - SIDE VIEW



SECTION DETAIL - TOP VIEW

Scale: 3"=1'

Sign Summary

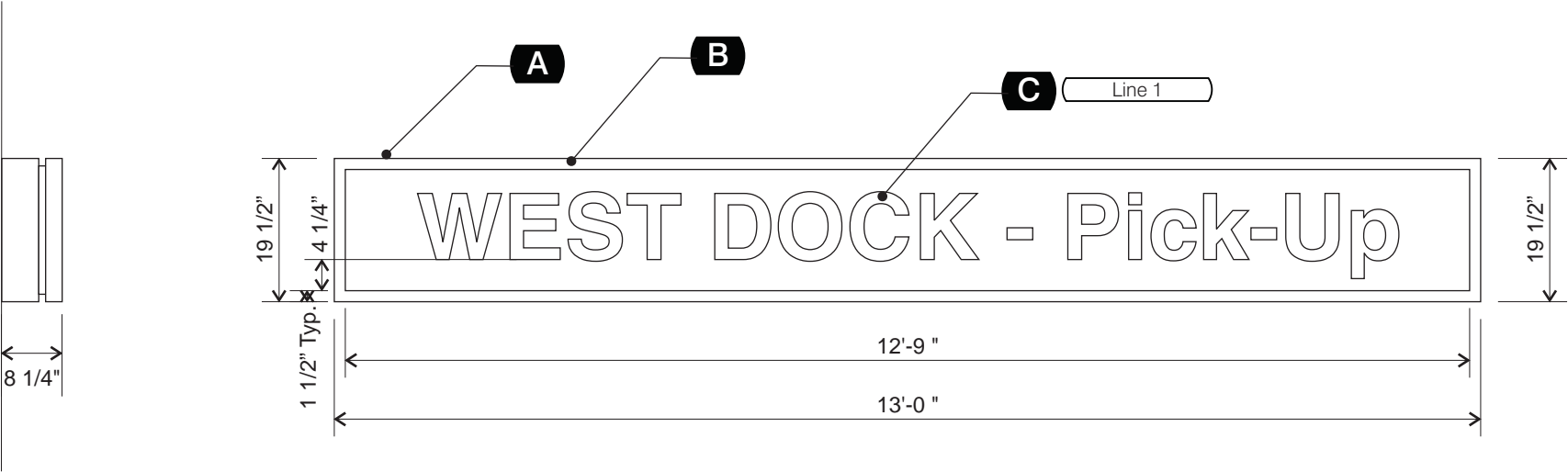
Internally-illuminated SignComp Series 7 single face hinge body and frame retainer

Components

A	Descrip:	Series 7 aluminum sign cabinet
	Size:	See dimensions
	Quantity:	1
	Color(s):	Match Matthews Paint MP05480 Asgard Wall, satin finish LED's - US LED Tandem 2 Cabinet Light - Bright White or equal
B	Descrip:	Series 7 single face hinge body with bleed retainer
	Size:	See dimensions
	Color(s):	Match Matthews Paint MP05480 Asgard Wall, satin finish
C	Descrip:	White acrylic lens, 3/16" thick, opaque background applied to first surface
	Size:	(vinyl or paint) Sized to fit part B
	Color(s):	Match Matthews Paint MP05480 Asgard Wall, satin finish
	Line 1	9"h Helvetica Medium, centered, translucent White acrylic, dropped out of background color

Notes

- See separate written specifications and engineering sheets for additional info and requirements
- Graphics shown are for demonstrative purposes only.
 - Sign Message schedule is to be followed for exact text and graphics.



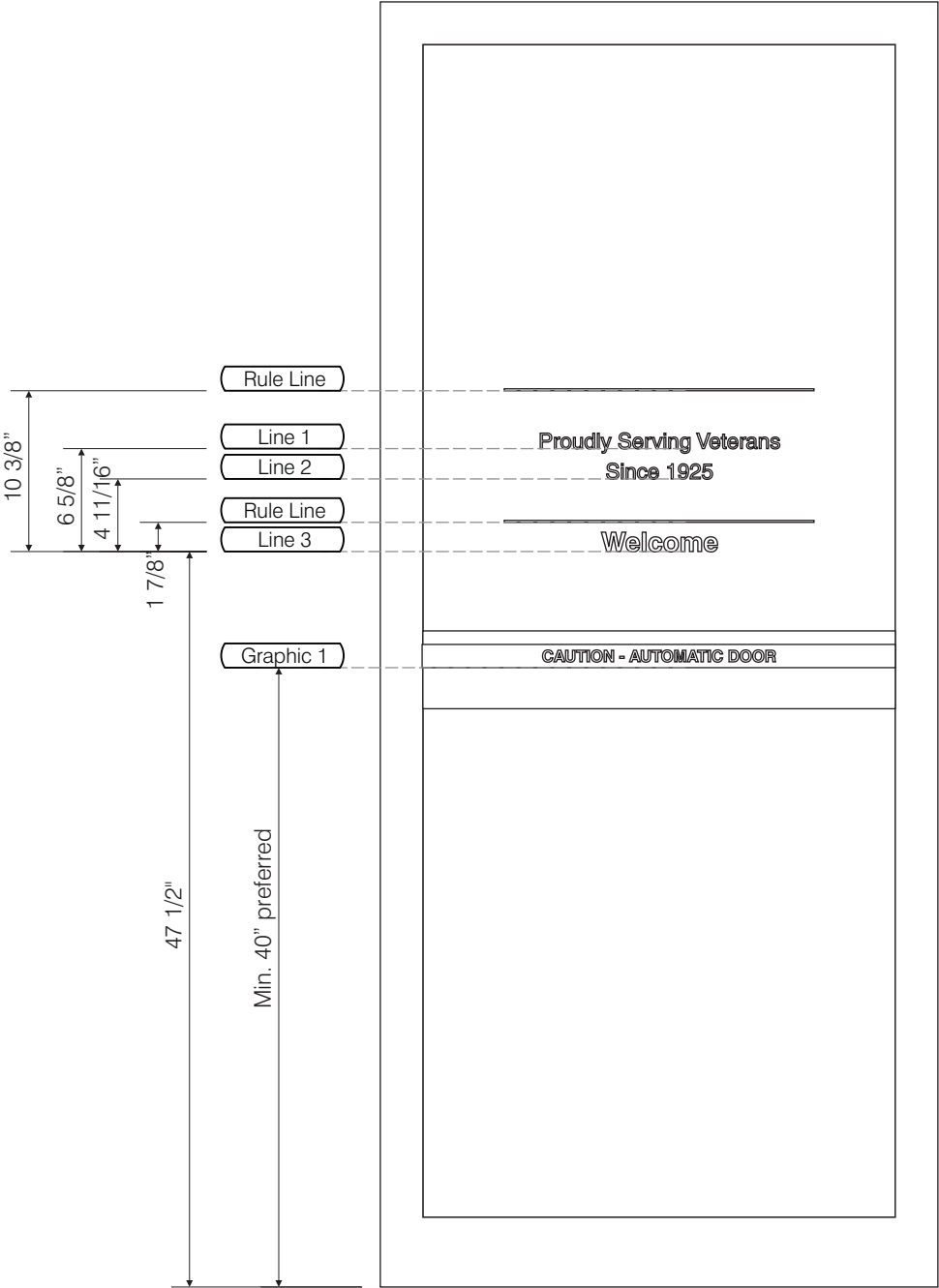
SIGN TYPE UX-i5B
Scale: 1/2"=1"

Sign Summary

High performance cast vinyl graphics, forward-cut

Components

Rule Line	1/8"h x 20"w centered on glazing, Avery Dennison vinyl Matte White SC 900-101-O, typ
Line 1,2	1"h Helvetica Regular, centered on glazing, Avery Dennison vinyl Matte White SC 900-101-O, typ
Line 3	1 1/4"h Helvetica Medium, centered on glazing, Avery Dennison vinyl Pantone 109 C (yellow) SC 900-216-O , typ
Graphic 1	Field - 1 1/2"h x 44"w (trim width to fit) Avery Dennison vinyl Pantone 109 C (yellow) SC 900-216-O Text - 1" Helvetica Medium, centered on field, Avery Dennison vinyl Black SC 900-190-O



Entrance Door Graphics

SIGN TYPE UX-i6.1

Scale: 1"=1'

Sign Summary

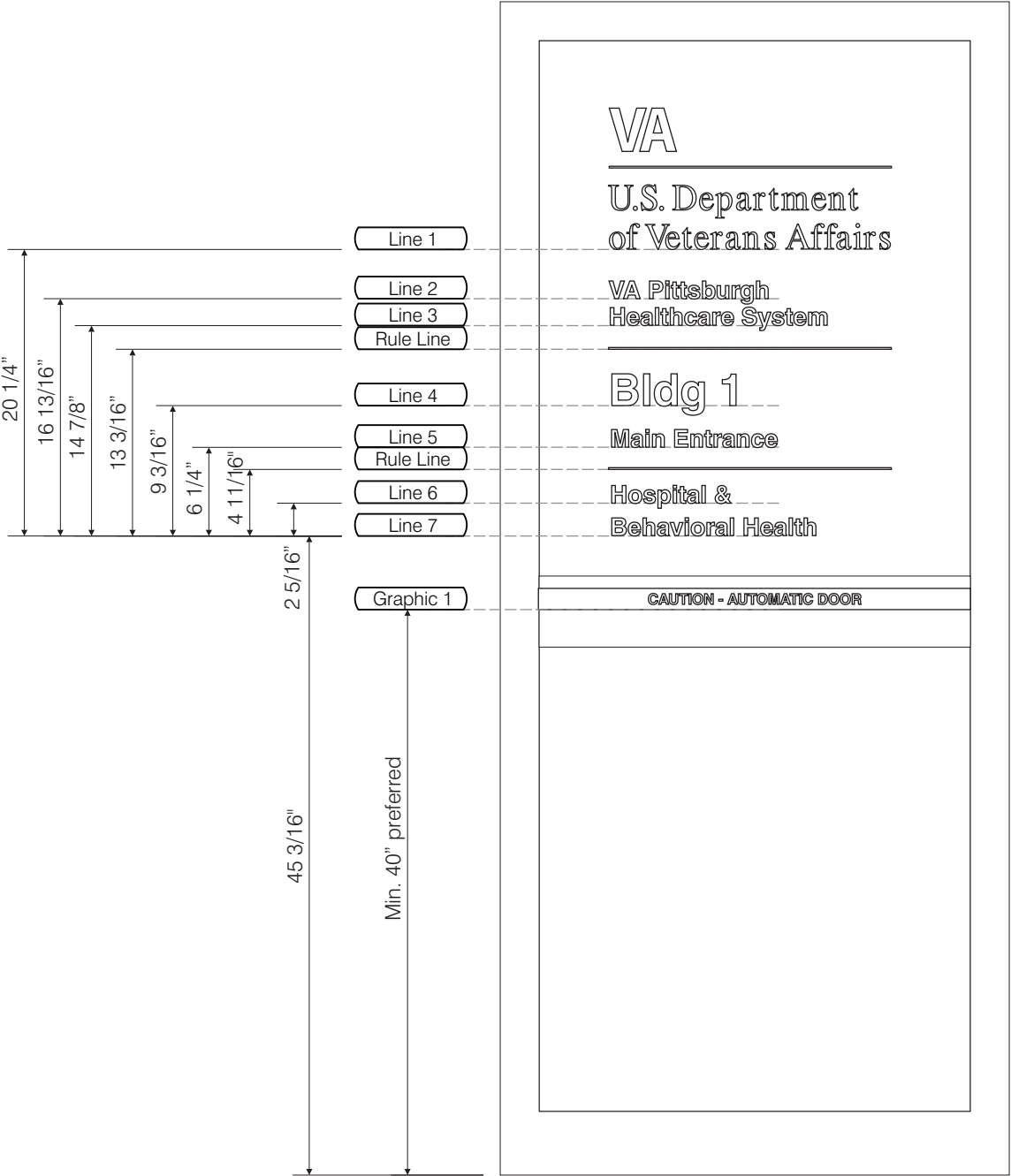
High performance cast vinyl graphics, forward-cut

Components

Line 1	10"h logo, centered on glazing, Avery Dennison vinyl Matte White SC 900-101-O, typ
Line 2,3	1 1/4"h Helvetica Medium, left justified with logo, Avery Dennison vinyl Matte White SC 900-101-O, typ
Rule Line	1/8"h x 20.0"w, centered on glazing, Avery Dennison vinyl Matte White SC 900-101-O, typ
Line 4	2 1/4"h Helvetica Medium, left justified with logo, Avery Dennison vinyl Matte White SC 900-101-O, typ
Line 5	1 1/4"h Helvetica Medium, left justified with logo, Avery Dennison vinyl Matte White SC 900-101-O, typ
Line 6,7	1 1/4"h Helvetica Medium, left justified with logo, Avery Dennison vinyl Pantone 109 C (yellow) SC 900-216-O, typ
Graphic 1	Field - 1 1/2"h x 44"w (trim width to fit) Avery Dennison vinyl Pantone 109 C (yellow) SC 900-216-O Text - 1" Helvetica Medium, centered on field, Avery Dennison vinyl Black SC 900-190-O

Notes

- Lines 4-7 graphics shown are for demonstrative purposes only. Sign Message schedule is to be followed for exact text and graphics, verify with VA Interior Design & COR.
- Retainer screws on top and bottom of sign allow sign to be removed from mount surface to maintain graphic panels.



Entrance Door Graphics

SIGN TYPE UX-i6.2

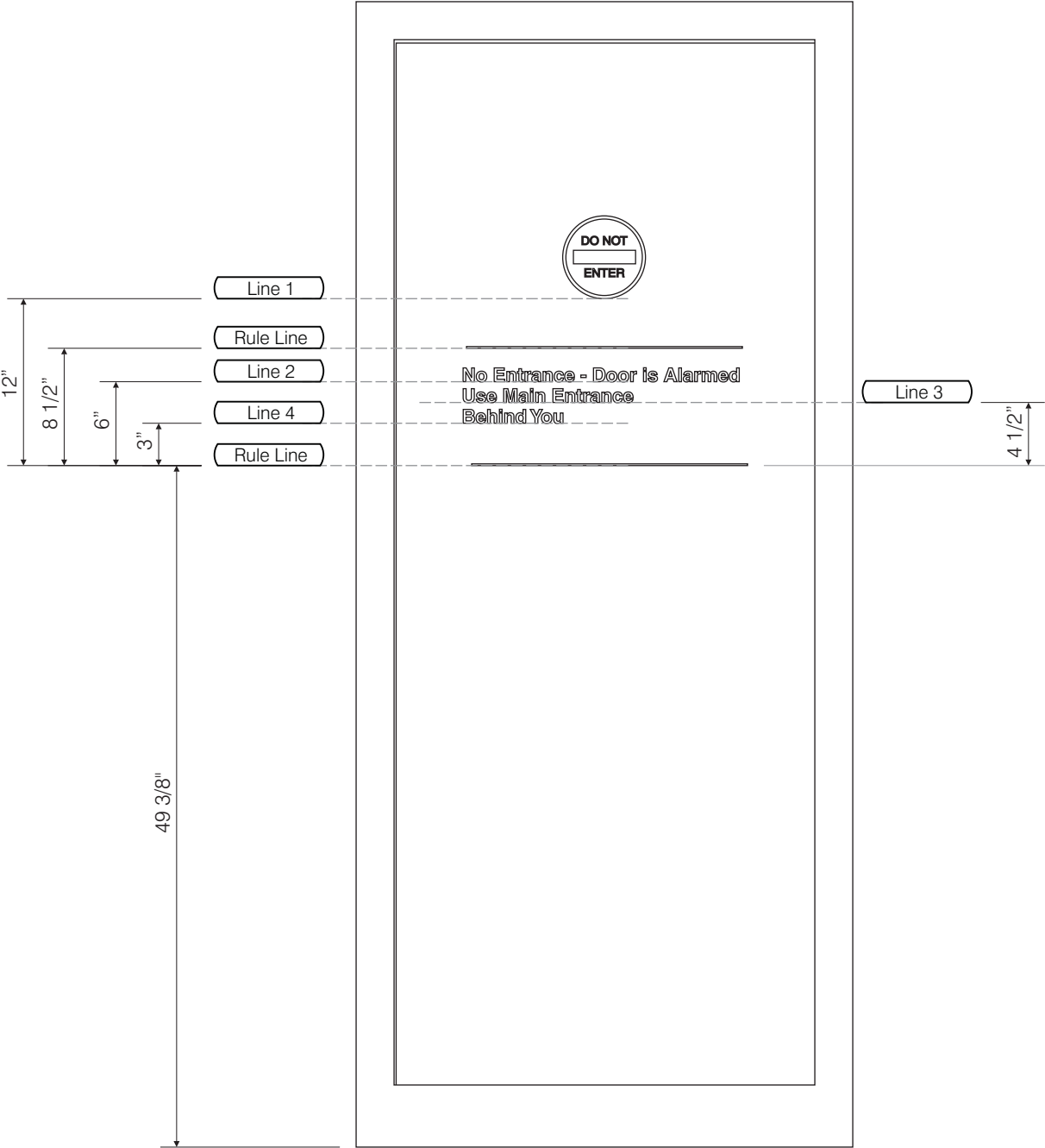
Scale: 1"=1'

Sign Summary

High performance cast vinyl graphics, forward-cut

Components

Line 1	6"h centered on glazing White elements - Avery Dennison vinyl Matte White SC 900-101-O, typ Red elements - Avery Dennison vinyl Real Red SC 900-417-O, typ
Rule Line	1/8"h x 20"w, centered on glazing, Avery Dennison vinyl Matte White SC 900-101-O, typ
Line 1-3	1"h Helvetica Medium, left justified with rule lines, Avery Dennison vinyl Matte White SC 900-101-O, typ



Entrance Door Graphics

SIGN TYPE UX-i6.3

Scale: 1"=1'

Sign Summary

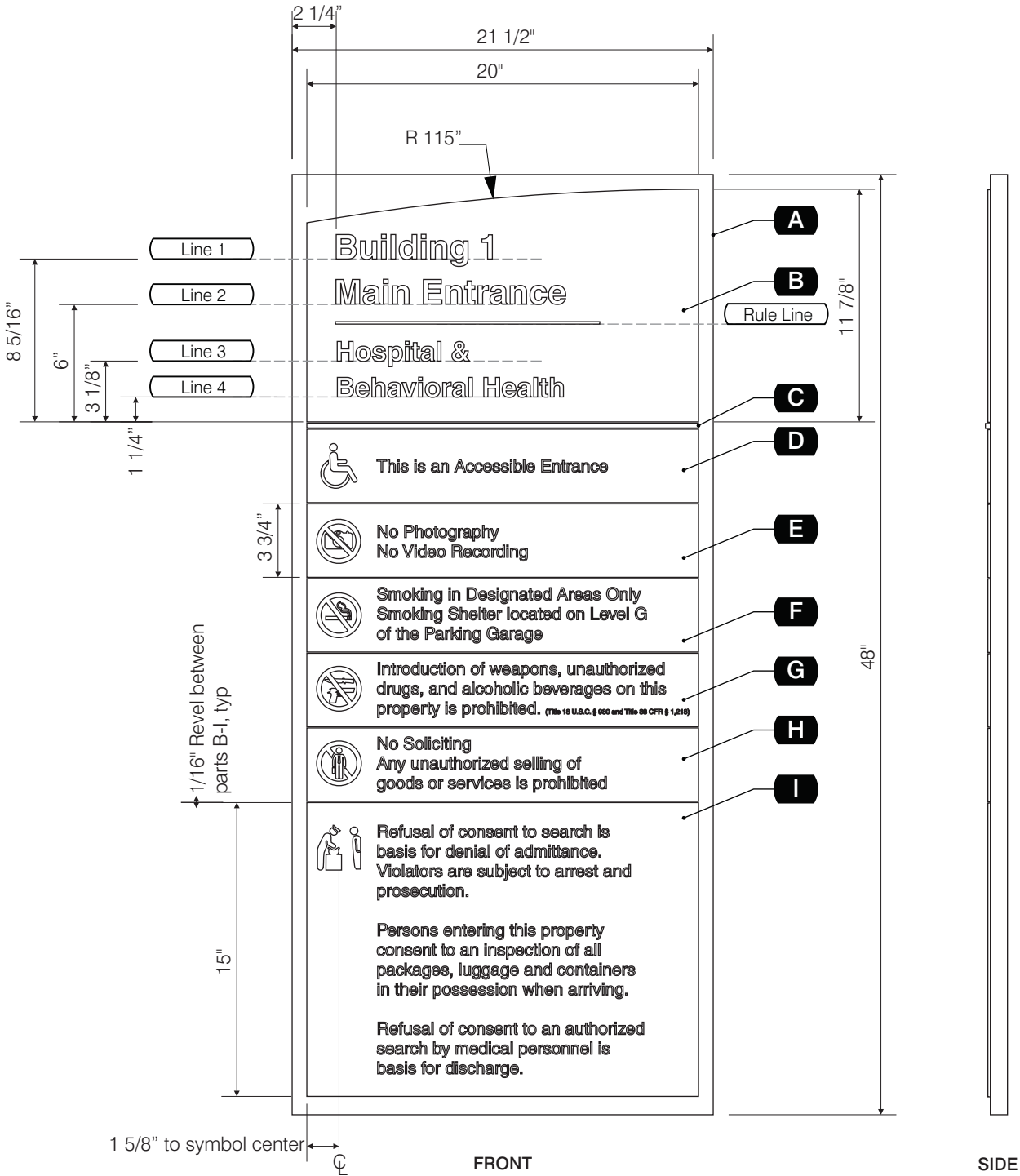
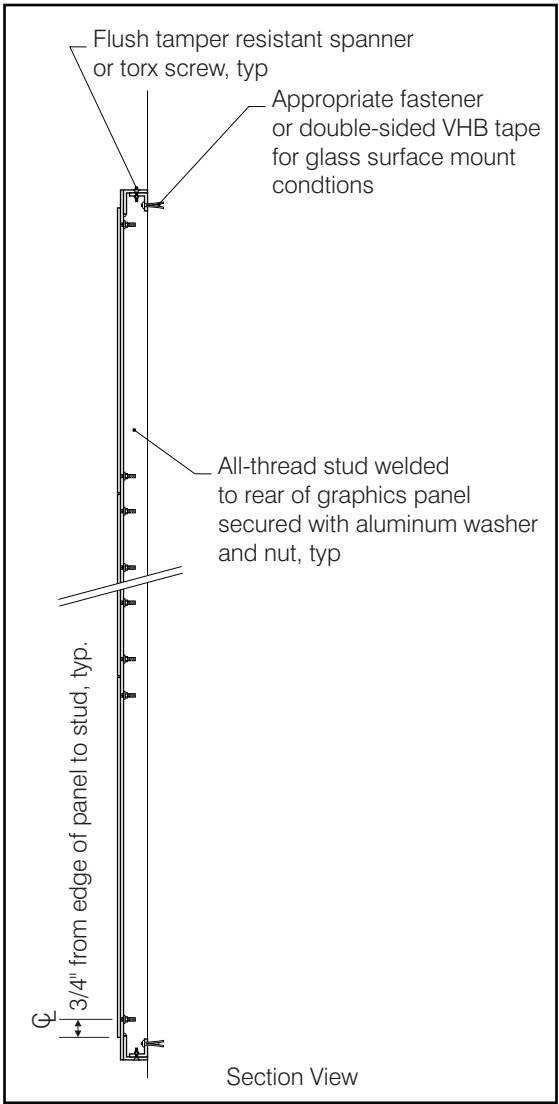
Exterior grade aluminum sign pan with removable blind-mounted graphics panels

Components

A	Descrip:	Aluminum sign base pan
	Size:	See dimensions
	Quantity:	1
	Color(s):	Match Matthews Paint MP18099 Platinum Sparkle Metallic, high gloss
B	Descrip:	Removable aluminum sign panel with welded studs for blind mounting
	Size:	See dimensions
	Color(s):	Match Matthews Paint MP05480 Asgard Wall, satin finish
Line 1,2		1 1/4"h Helvetica Medium, left justified Avery Dennison vinyl Matte White SC 900-101-O
Rule Line		1/8"h x 13 1/2"w left justified, Avery Dennison vinyl Matte White SC 900-101-O
Line 3,4		1"h Helvetica Medium, left justified Avery Dennison vinyl Pantone 109 C (yellow) SC 900-216-O
C	Descrip:	Aluminum Accent Bar with welded studs for blind mounting to part A
	Size:	See dimensions
	Color(s):	Match Matthews Paint MP18099 Platinum Sparkle Metallic, high gloss
D	Descrip:	Removable aluminum sign panel with welded studs for blind mounting to part A
	Size:	See dimensions
	Color(s):	Match Matthews Paint MP05480 Asgard Wall, satin finish
Symbol		2 1/4"h left justified Avery Dennison vinyl Matte White SC 900-101-O
Text		5/8"h Helvetica Regular, left justified Avery Dennison vinyl Matte White SC 900-101-O
E-H	Descrip:	Removable aluminum sign panel with welded studs for blind mounting to part A
	Size:	See dimensions
	Color(s):	Match Matthews Paint MP05480 Asgard Wall, satin finish
Symbol		2 1/4"h center on established centerline Icon - Avery Dennison vinyl Matte White SC 900-101-O Circle Slash - Avery Dennison vinyl Real Red SC 900-417-O
Text		5/8"h Helvetica Regular, left justified Avery Dennison vinyl Matte White SC 900-101-O
I	Descrip:	Removable aluminum sign panel with welded studs for blind mounting to part A
	Size:	See dimensions
	Color(s):	Match Matthews Paint MP05480 Asgard Wall, satin finish
Symbol		2 1/4"h center on established centerline Avery Dennison vinyl Matte White SC 900-101-O
Text		5/8"h Helvetica Regular, left justified Avery Dennison vinyl Matte White SC 900-101-O

Notes

- Electronic artwork of text and graphics for panels D,E,F,G,H,I to be provided to fabricator upon request
- Lines 1-4 graphics shown are for demonstrative purposes only. Sign Message schedule is to be followed for exact text and graphics, verify with VA Interior Design & COR prior to fabrication.
- Retainer screws on top and bottom of sign allow sign to be removed from mount surface to maintain graphic panels.



SIGN TYPE UX-i7

Scale: 1/8"=1"

Sign Summary

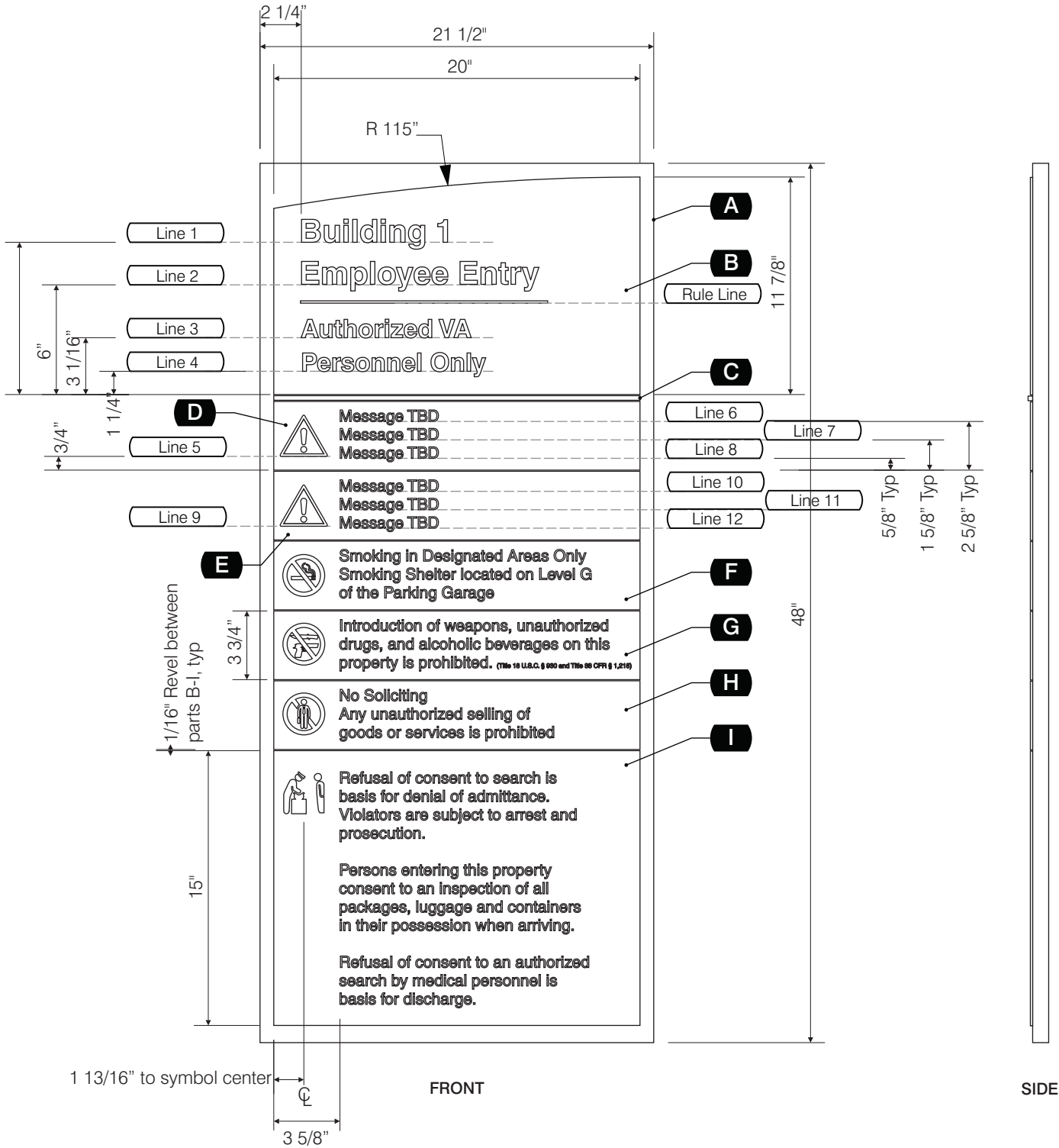
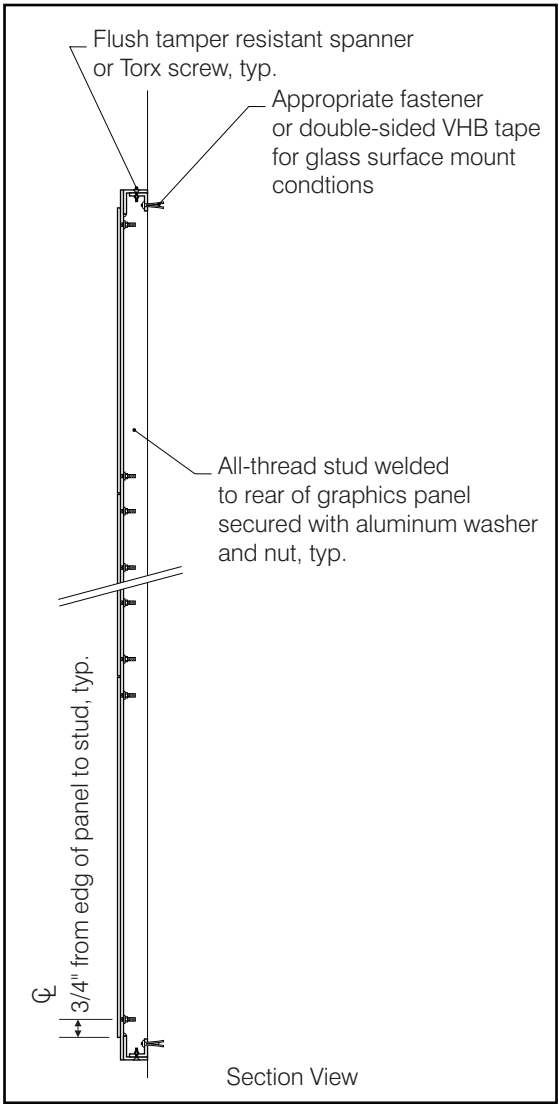
Exterior grade aluminum sign pan with removable blind-mounted graphics panels

Components

A	Descrip: Aluminum sign base pan Size: See dimensions Quantity: 1 Color(s): Match Matthews Paint MP18099 Platinum Sparkle Metallic, high gloss
B	Descrip: Removable aluminum sign panel with welded studs for blind mounting Size: See dimensions Color(s): Match Matthews Paint MP05480 Asgard Wall, satin finish
Line 1,2	1 1/4"h Helvetica Medium, left justified Avery Dennison vinyl Matte White SC 900-101-O
Rule Line	1/8"h x 13 1/2"w left justified, Avery Dennison vinyl Matte White SC 900-101-O
Line 3,4	1"h Helvetica Medium, left justified Avery Dennison vinyl Pantone 109 C (yellow) SC 900-216-O
C	Descrip: Aluminum Accent Bar with welded studs for blind mounting to part A Size: See dimensions Color(s): Match Matthews Paint MP18099 Platinum Sparkle Metallic, high gloss
D,E	Descrip: Removable aluminum sign panel with welded studs for blind mounting to part A Size: See dimensions Color(s): Match Matthews Paint MP05480 Asgard Wall, satin finish
Symbol	2 1/4"h left justified Black elements - Avery Dennison vinyl Black SC 900-190-O Yellow elements - Avery Dennison vinyl Pantone 109 C SC 900-216-O
Text	5/8"h Helvetica Regular, left justified, center specified text vertically on panel Avery Dennison vinyl Matte White SC 900-101-O
F-H	Descrip: Removable aluminum sign panel with welded studs for blind mounting to part A Size: See dimensions Color(s): Match Matthews Paint MP05480 Asgard Wall, satin finish
Symbol	2 1/4"h center on established centerline Icon - Avery Dennison vinyl Matte White SC 900-101-O Circle Slash - Avery Dennison vinyl Real Red SC 900-417-O
Text	5/8"h Helvetica Regular, left justified Avery Dennison vinyl Matte White SC 900-101-O Removable aluminum sign panel with welded studs for blind mounting to part A See dimensions
I	Descrip: Removable aluminum sign panel with welded studs for blind mounting to part A Size: See dimensions Color(s): Match Matthews Paint MP05480 Asgard Wall, satin finish
Symbol	2 1/4"h center on established centerline Avery Dennison vinyl Matte White SC 900-101-O
Text	5/8"h Helvetica Regular, left justified Avery Dennison vinyl Matte White SC 900-101-O

Notes

- Electronic artwork of text and graphics for panels F,G,H,I to be provided to fabricator upon request
- Lines 1-12 graphics shown are for demonstrative purposes only. Sign Message schedule is to be followed for exact text and graphics, verify with VA Interior Design & COR prior to fabrication.
- Retainer screws on top and bottom of sign allow sign to be removed from mount surface to maintain graphic panels.



SIGN TYPE UX-i7R

Scale: 1/8"=1"

Sign Summary

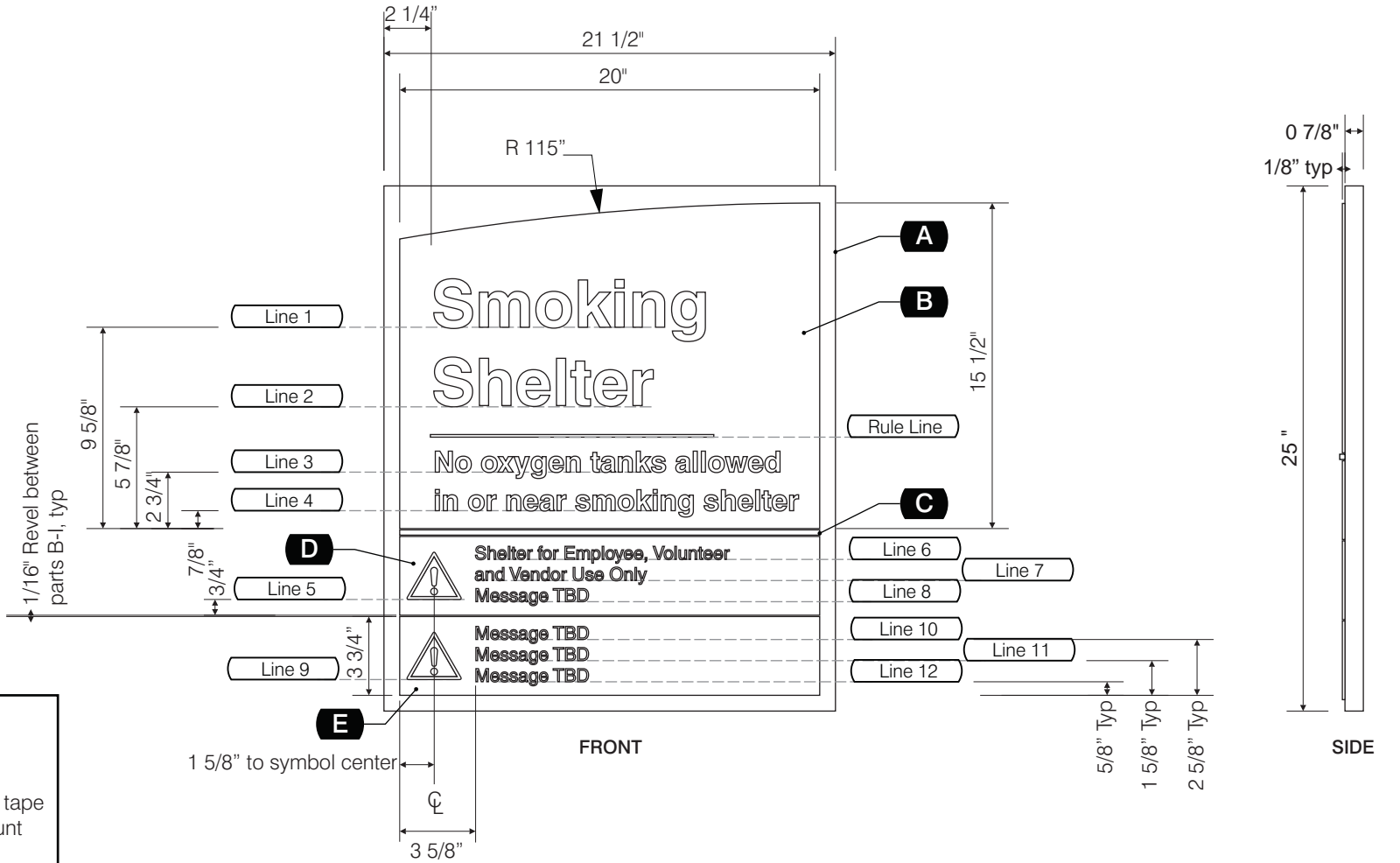
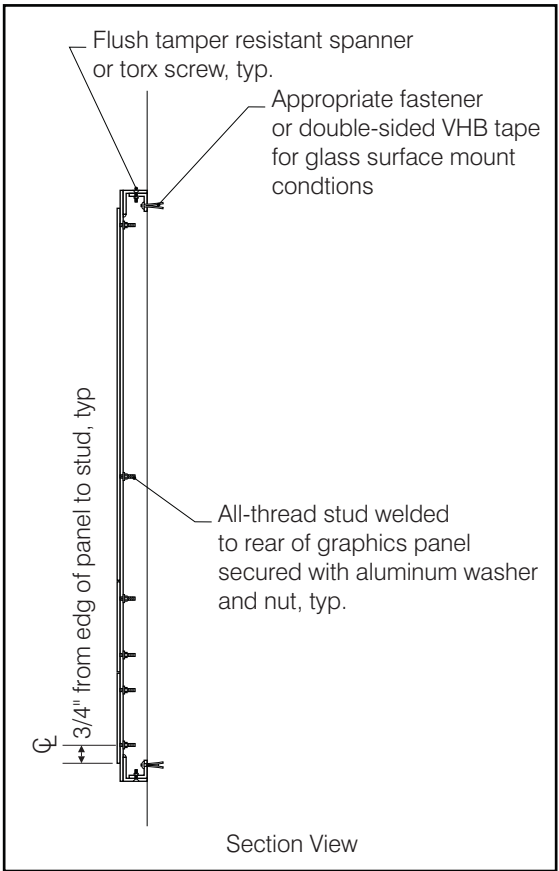
Exterior grade aluminum sign pan with removable blind-mounted graphics panels

Components

A	<p>Descr^{ic}: Aluminum sign base pan</p> <p>Size: See dimensions</p> <p>Quantity: 1</p> <p>Color(s): Match Matthews Paint MP18099 Platinum Sparkle Metallic, high gloss</p>
B	<p>Descr^{ic}: Removable aluminum sign panel with welded studs for blind mounting</p> <p>Size: See dimensions</p> <p>Color(s): Match Matthews Paint MP05480 Asgard Wall, satin finish</p>
	<p>Line 1,2</p> <p>2 1/4" h Helvetica Medium, left justified</p> <p>Avery Dennison vinyl Matte White SC 900-101-O</p>
	<p>Rule Line</p> <p>1/8" h x 13 1/2" w left justified, Avery Dennison vinyl Matte White SC 900-101-O</p>
	<p>Line 3,4</p> <p>1" h Helvetica Medium, left justified</p> <p>Avery Dennison vinyl Pantone 109 C (yellow) SC 900-216-O</p>
C	<p>Descr^{ic}: Aluminum Accent Bar with welded studs for blind mounting to part A</p> <p>Size: 1/4" d</p> <p>Color(s): Match Matthews Paint MP18099 Platinum Sparkle Metallic, high gloss</p>
D,E	<p>Descr^{ic}: Removable aluminum sign panel with welded studs for blind mounting to part A</p> <p>Size: See dimensions</p> <p>Color(s): Match Matthews Paint MP05480 Asgard Wall, satin finish</p>
	<p>Symbol</p> <p>2 1/4" h left justified</p> <p>Black elements - Avery Dennison vinyl Black SC 900-190-O</p> <p>Yellow elements - Avery Dennison vinyl Pantone 109 C SC 900-216-O</p>
	<p>Text</p> <p>5/8" h Helvetica Regular, left justified, center specified text vertically on panel</p> <p>Avery Dennison vinyl Matte White SC 900-101-O</p>

Notes

- Graphics shown are for demonstrative purposes only. Sign Message Schedule is to be followed for exact text and graphics.
- Retainer screws on top and bottom of sign allow sign to be removed from mount surface to maintain graphic panels.



SIGN TYPE UX-i7S


Scale: $1/8"=1"$

Sign Summary

Vinyl backer for UD-i7 Series Signs mounted on glass surfaces

Components

A	Descrip:	Vinyl applique
	Size:	See dimensions
	Quantity:	1
	Color(s):	Avery Dennison vinyl Silver SC 900-801-M



SIGN TYPE UX-i7V
Scale: 1/8"=1"

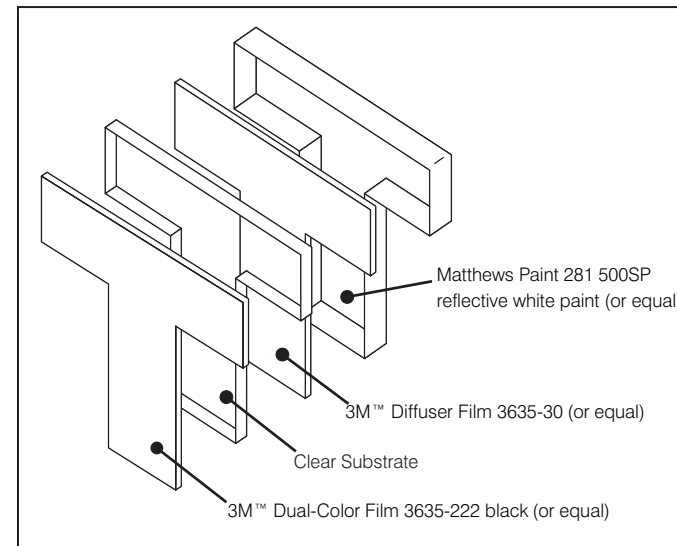
age 15 of 39

Exterior grade channel letters with internal LED illumination on timer and translucent acrylic lenses mounted on shared aluminum raceways

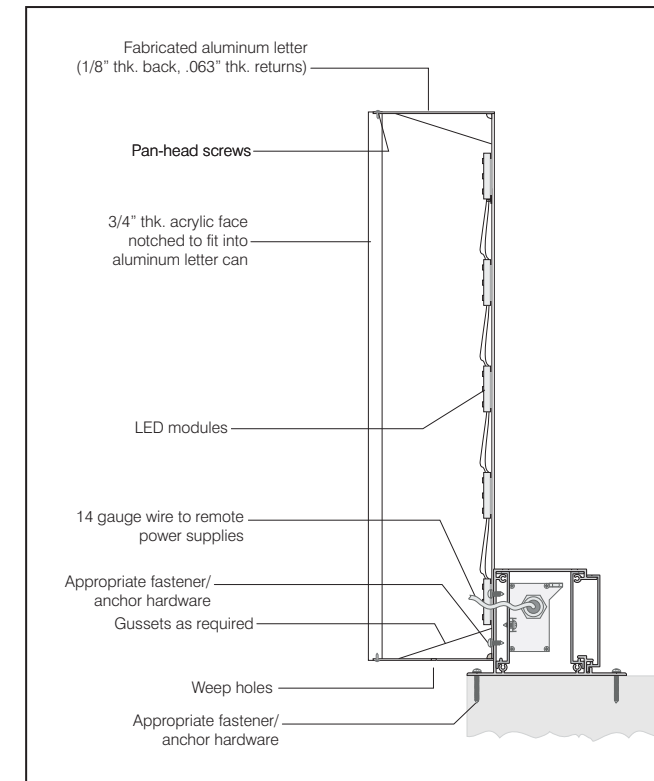
A	Describe:	Fabricated exterior grade aluminum channel letter form with internal LED illumination
	Size:	Helvetica Condensed, see dimensions
	Color(s):	Outside surfaces of channel letter form - Match Matthews Paint MP18099 Platinum Sparkle Metallic, high gloss
		Interior of channel elements - Matthews Paint 281 500SP reflective white paint
		LED's - US LED Bright White or equal

- | | | |
|----------|-----------|---|
| C | Descrip: | Aluminum raceways onto which channel letters are mounted |
| | Size: | Width varies, see dimensions |
| | Quantity: | 1 |
| | Color(s): | Match Matthews Paint MP18099 Platinum Sparkle
Metallic, high gloss |

- See separate written specifications and engineering sheets for additional info and requirements

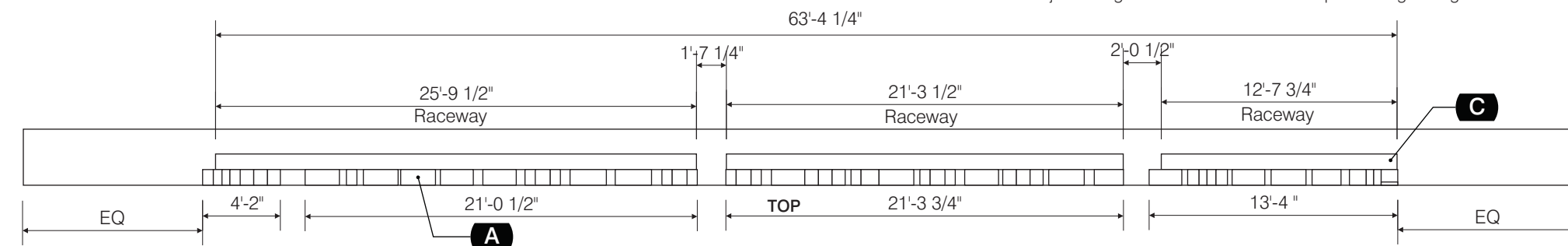


LENS DUAL COLOR DETAIL

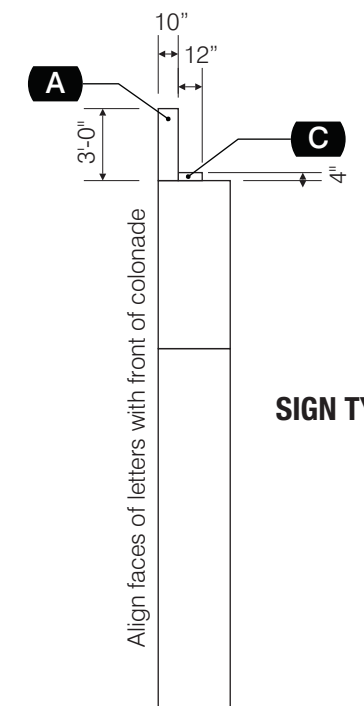


TYPICAL CHANNEL LETTER ON RACEWAY SECTION

Adjust configuration and sizes to match specified sign design as needed



FRONT



SIGN TYPE UX-i10
Scale: 1/8"=1'

Sign Summary

Exterior grade channel letters with internal LED illumination on timer, clear lenses with light diffuser film (2nd surface) and perforated day/night film (1st surface). Letters mounted on shared aluminum raceway.

Components

- A

Descrip:

Size:

Color(s):

Fabricated exterior grade aluminum channel letter form with internal LED illumination

Helvetica Condensed, see dimensions

Outside surfaces of channel letter form - Match Matthews Paint MP18099 Platinum Sparkle Metallic, high gloss

Interior of channel elements - Matthews Paint 281 500SP reflective white paint

LED's - US LED Bright White or equal
- B

Descrip:

Size:

Color(s):

Clear acrylic lens

N/A

Lenses - Clear acrylic - DO NOT USE WHITE LENS MATERIAL

Lenses first surface - 3M Dual Color Film 3635-222 (black) or equal

Lenses second surface - 3M Diffuser Film 3635-30 or equal
- C

Descrip:

Size:

Quantity:

Color(s):

Aluminum raceways onto which channel letters are mounted

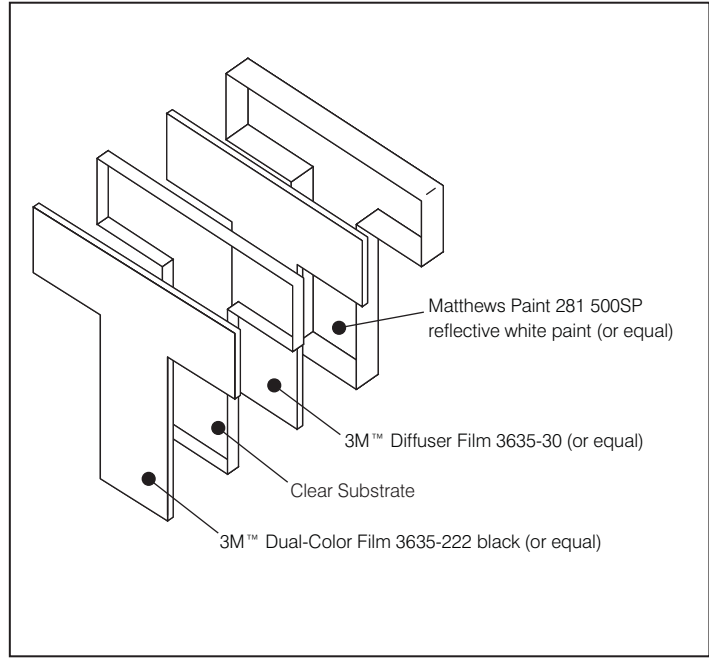
See dimensions

1

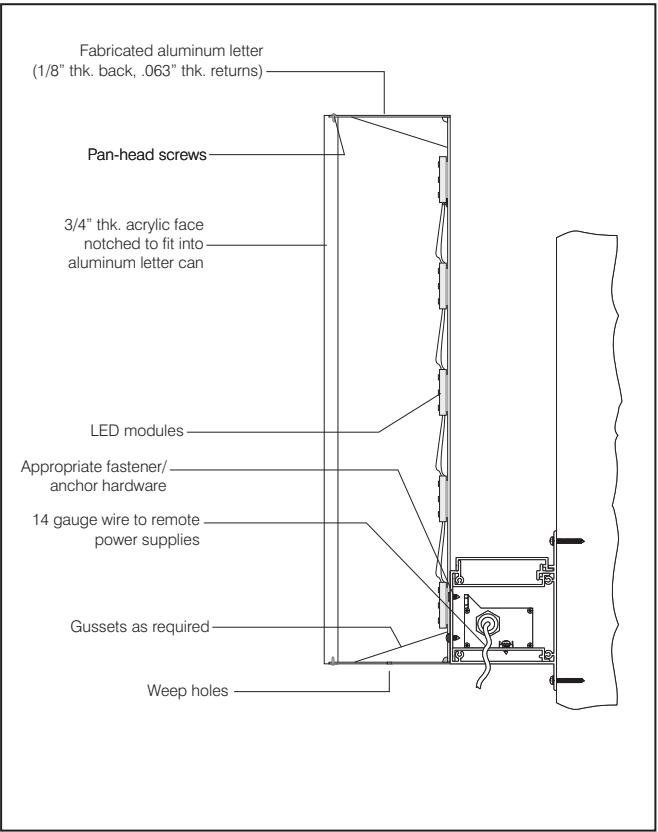
Paint to match mounting surface, satin finish

Notes

- See separate written specifications and engineering sheets for additional info and requirements



LENS DUAL COLOR DETAIL



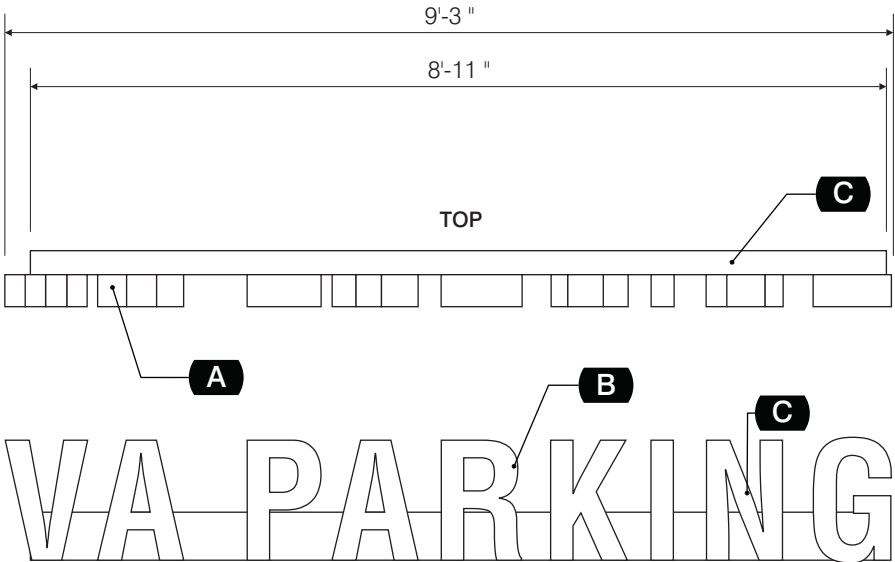
TYPICAL CHANNEL LETTER ON RACEWAY SECTION

Adjust configuration and sizes to match specified sign design

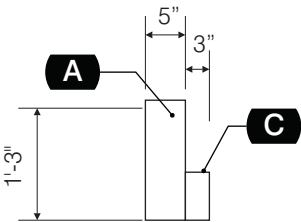


INSTALLATION MOCK-UP

Center sign horizontally with vehicle portal
Position top of sign 4" below decorative metal frame
Existing clearance and 'do not enter' tubes to remain



FRONT



SIDE

SIGN TYPE UX-i13

Scale: 1/2"=1'

Sign Summary

Exterior grade channel letters with internal LED illumination on timer and clear lenses with translucent vinyl film (1st surface). Letters mounted on shared aluminum raceway.

Components

- A

Descrip:

Size:

Color(s):

Fabricated exterior grade aluminum channel letter form with internal LED illumination

Helvetica Medium, see dimensions

Outside surfaces of channel letter form - Match Matthews Paint MP09251 Red (OSHA), high gloss

Interior of channel elements - Matthews Paint 281 500SP reflective white paint

LED's - US LED Bright White or equal
- B

Descrip:

Size:

Color(s):

Translucent white acrylic lens

N/A

Lenses - Translucent white acrylic

Lenses first surface - Avery Dennison Red UC 900-440-T full bleed
- C

Descrip:

Size:

Quantity:

Color(s):

Aluminum raceways onto which channel letters are mounted

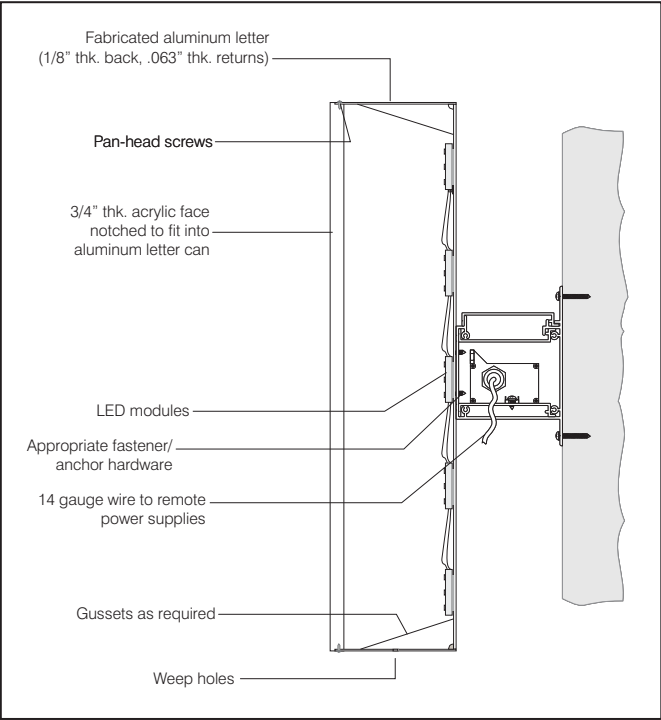
See dimensions

1

Paint to match mounting surface, satin finish

Notes

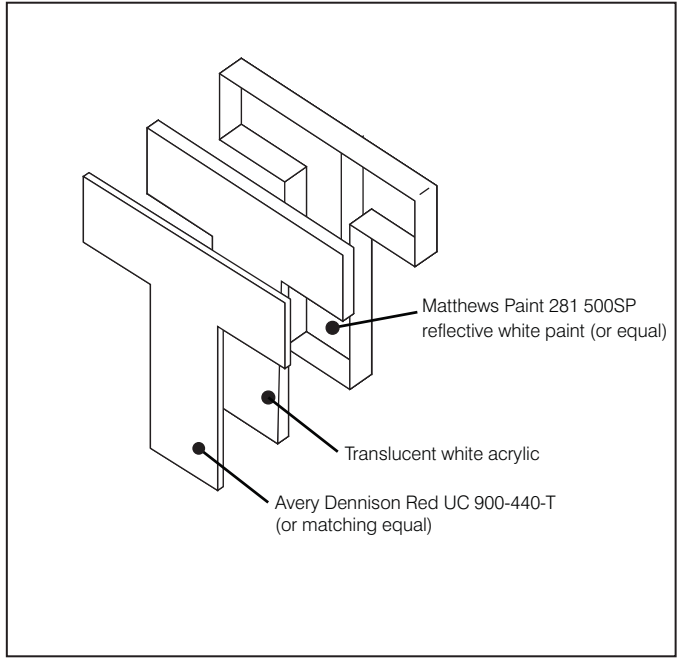
- See separate written specifications and engineering sheets for additional info and requirements



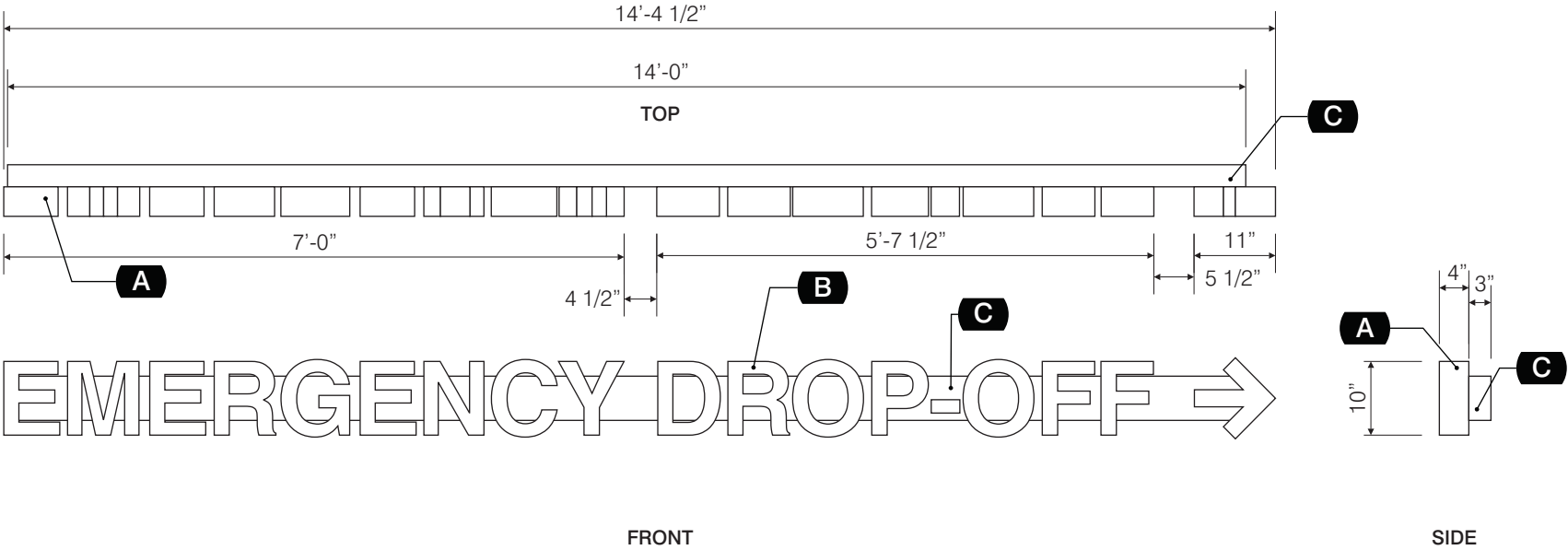
TYPICAL CHANNEL LETTER ON RACEWAY SECTION
Adjust configuration and sizes to match specified sign design



INSTALLATION MOCK-UP
Center sign horizontally with vehicle portal
Position directly above bullnose of entry portal



LENS TRANSLUCENT COLOR DETAIL



SIGN TYPE UX-i14
Scale: 1/2"=1'

Sign Summary

Exterior grade channel letters with internal LED illumination on timer, clear lenses with light diffuser film (2nd surface) and perforated day/night film (1st surface). Letters mounted on shared aluminum raceway.

Components

- A

Descrip:

Size:

Color(s):

Fabricated exterior grade aluminum channel letter form with internal LED illumination

Helvetica Condensed, see dimensions

Outside surfaces of channel letter form - Match Matthews Paint MP18099 Platinum Sparkle Metallic, high gloss

Interior of channel elements - Matthews Paint 281 500SP reflective white paint

LED's - US LED Bright White or equal
- B

Descrip:

Size:

Color(s):

Clear acrylic lens

N/A

Lenses - Clear acrylic - DO NOT USE WHITE LENS MATERIAL

Lenses first surface - 3M Dual Color Film 3635-222 (black) or equal

Lenses second surface - 3M Diffuser Film 3635-30 or equal
- C

Descrip:

Size:

Quantity:

Color(s):

Aluminum raceways onto which channel letters are mounted

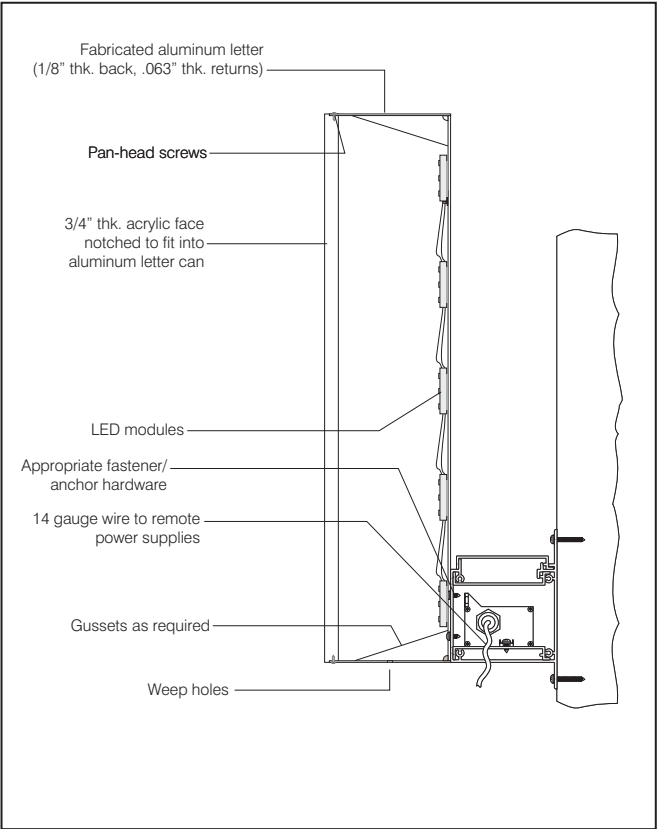
See dimensions

1

Paint to match mounting surface, satin finish

Notes

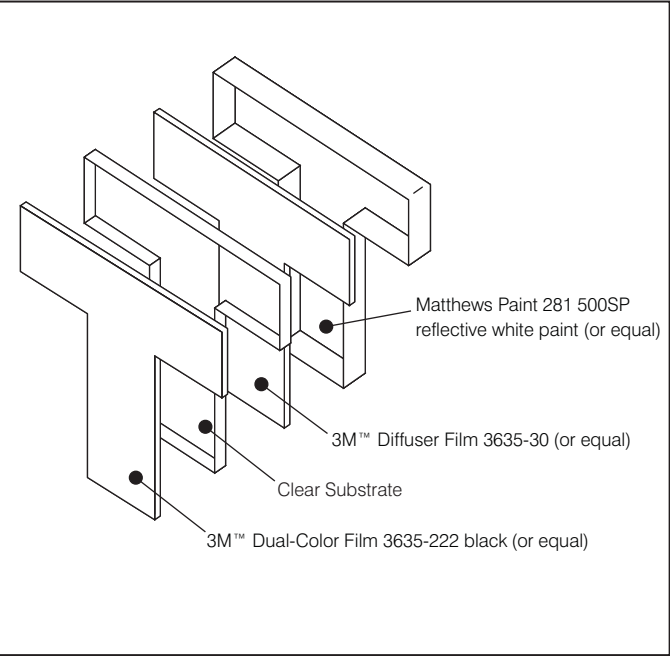
- See separate written specifications and engineering sheets for additional info and requirements



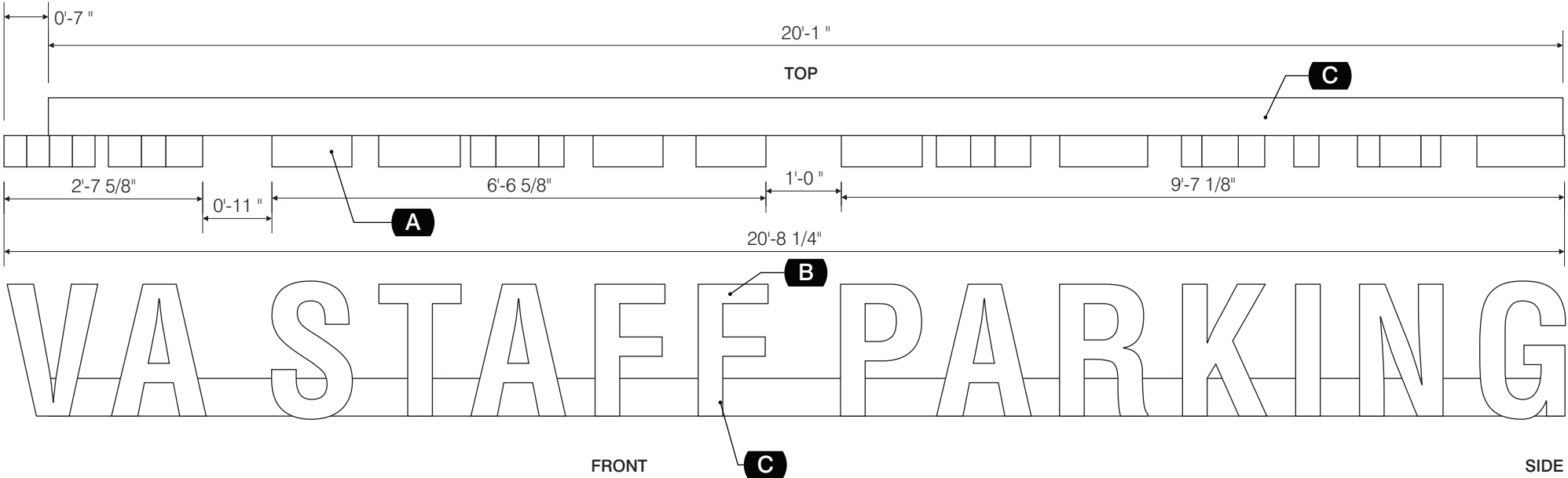
TYPICAL CHANNEL LETTER ON RACEWAY SECTION
Adjust configuration and sizes to match specified sign design



INSTALLATION MOCK-UP
Center sign horizontally with vehicle portal
Position sign centered vertically on center band of facade
Existing clearance and 'do not enter' tubes and hardware to remain



LENS DUAL COLOR DETAIL



SIGN TYPE UX-i15
Scale: 1/2"=1'

