

Sign Summary

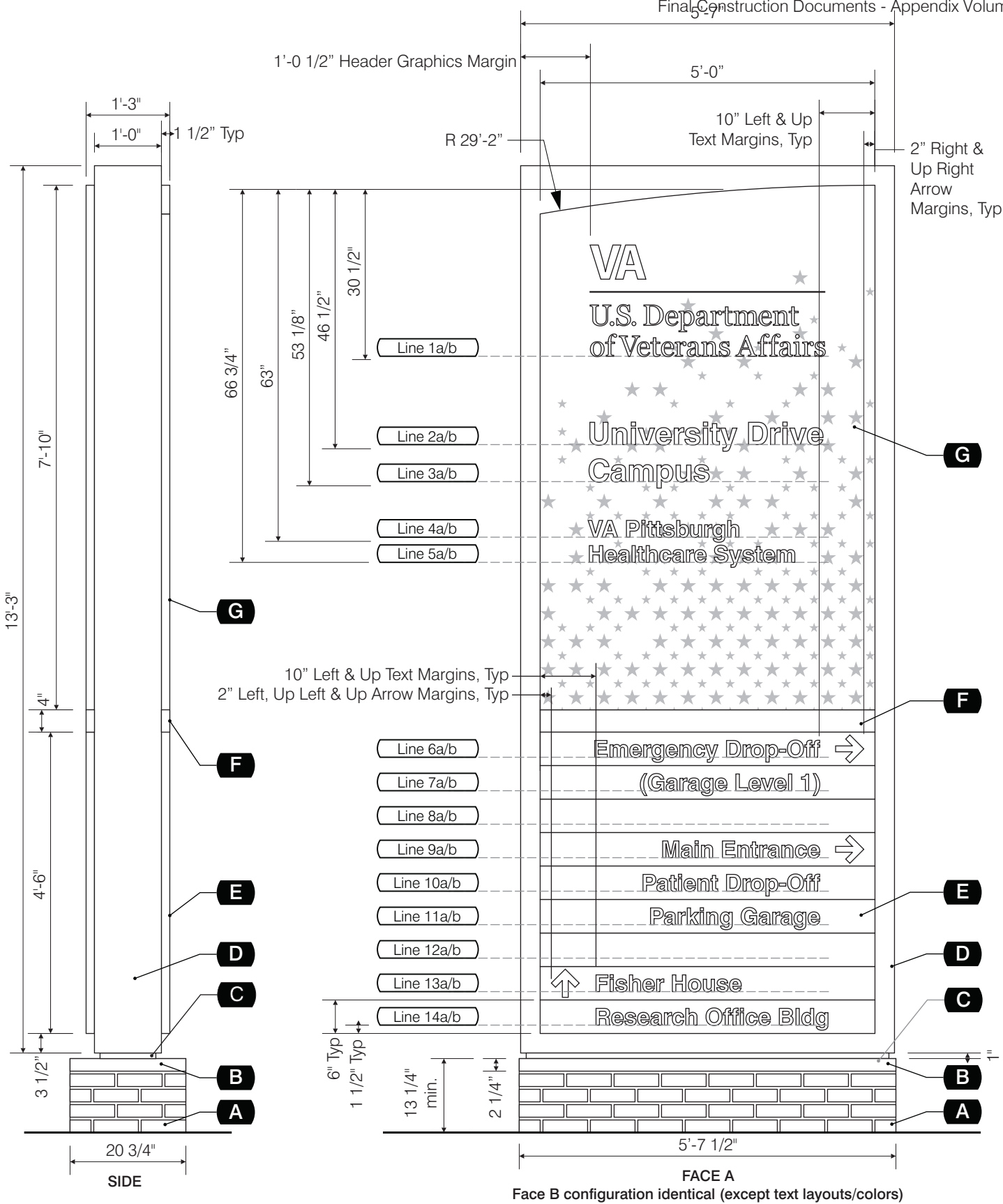
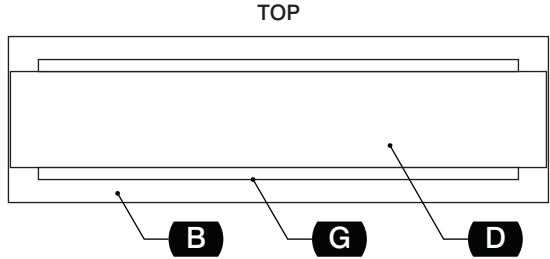
Basis of Design: SignComp Sign Extrusion & Systems
2-Sided aluminum sign cabinet, dimmable LED internal illumination on timer, with removable directional panels mounted on masonry base

Components

| | |
|--------------|---|
| A | Descrip: Masonry base Size: See dimensions Color(s): Match brick and mortar used on existing hospital |
| B | Descrip: Aluminum cap for masonry base Size: See dimensions Quantity: 1 Color(s): Paint to match brick, satin finish |
| C | Descrip: Aluminum reveal Size: See dimensions Quantity: 1 Color(s): Match Matthews Paint MP26309 Wells Fargo Black, high gloss |
| D | Descrip: Central aluminum monolith Size: See dimensions Quantity: 1 Color(s): Match Matthews Paint MP18099 Platinum Sparkle Metallic, high gloss |
| E | Descrip: Insert panel system with removable 1/8" acrylic panels on aluminum insert adapters (SignComp Insert Panel System or equal) Size: See dimensions Quantity: Directional Inserts - 18 (9 on each face) Color(s): Acrylic panel for Non-Emergency Directional Inserts - Background Matthews Paint MP05480 Asgard Wall, satin finish on translucent white acrylic Acrylic Emergency Directional Inserts - Background Avery Dennison Red UC 900-440-T on translucent white acrylic Acrylic Ambulance Directional Inserts - Background Avery Dennison Pantone 3005 C UC 900-6610-T on translucent white acrylic Aluminum insert adapters - Matthews Paint MP05480 Asgard Wall, satin finish |
| Line 6-14a/b | Arrows - 5" tip to tail, left justified, center vertically on insert Text - 3"h Helvetica Medium, left justified Translucent white (exposed acrylic), typ. |
| F | Descrip: Fixed aluminum divider Size: See dimensions Quantity: 2 (1 on each face) Color(s): Match Matthews Paint MP18099 Platinum Sparkle Metallic, high gloss |
| G | Descrip: Removable aluminum bleed face/frame with flush push-thru translucent acrylic logotype and text. Size: See dimensions Quantity: Cabinet - 2 Logo Inserts - 2 (1 on each face) Color(s): Aluminum pan - Match Matthews Paint MP05480 Asgard Wall, satin finish Star pattern graphics - Match Matthews Paint MP07081 In the Twilight, satin finish |
| Line 1a/b | Flush Push-thru translucent white acrylic Logotype - 20"h, left justified |
| Line 2,3 a/b | Flush Push-thru translucent white acrylic with Avery Dennison Pantone 109 C UC 900-216-T applied first surface 4"h Helvetica Medium, left justified |
| Line 4,5 a/b | Flush Push-thru translucent white acrylic 3"h Helvetica Medium, left justified |
| H | Descrip: RAB Lighting Spotlight Model HNLED26NA/D10 or equal on in-line dimmer (not shown) Size: See dimensions Quantity: 2 (one for each face) Color(s): Bronze |

Notes

- See separate written specifications and engineering sheets for additional info and requirements
- Minimum 4 courses of brick above grade on all faces. Minimum 3 brick courses below grade.
- Graphics shown are for demonstrative purposes only. Sign Message schedule is to be followed for exact text and graphics.



SIGN TYPE UX-iw1

Scale: 1/2"=1'

Sign Summary

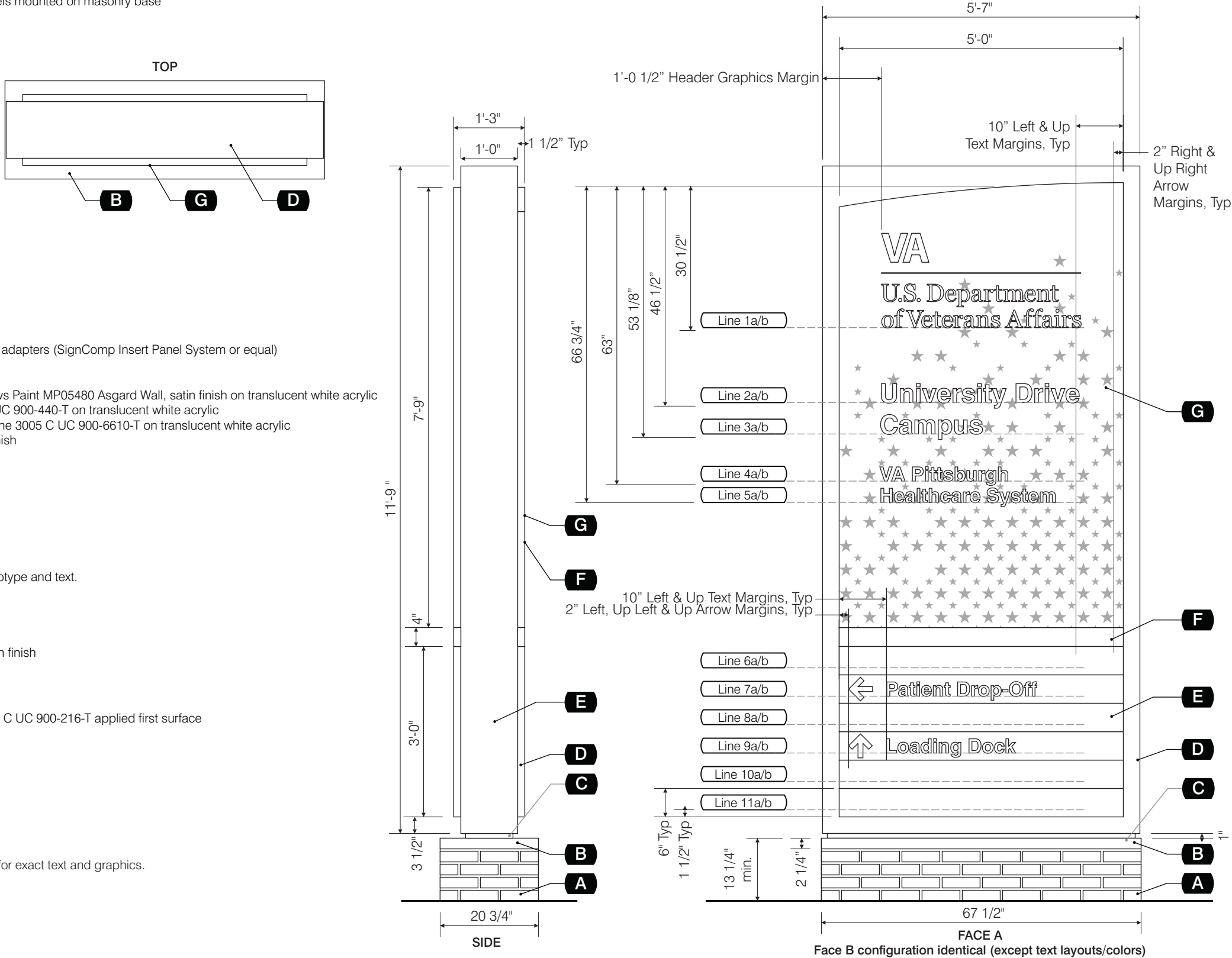
Basis of Design: SignComp Sign Extrusion & Systems
2-Sided aluminum sign cabinet, LED internal illumination on timer, with removable directional panels mounted on masonry base

Components

| | |
|-------------------------|---|
| A | Descrip: Masonry base Size: See dimensions Color(s): Match brick and mortar used on existing hospital |
| B | Descrip: Aluminum cap for masonry base Size: See dimensions Quantity: 1 Color(s): Paint to match brick, satin finish |
| C | Descrip: Aluminum reveal Size: See dimensions Quantity: 1 Color(s): Matthews Paint MP26309 Wells Fargo Black, high gloss |
| D | Descrip: Central aluminum monolith Size: See dimensions Quantity: 1 Color(s): Match Matthews Paint MP18099 Platinum Sparkle Metallic, high gloss |
| E | Descrip: Insert panel system with removable 1/8" acrylic panels on aluminum insert adapters (SignComp Insert Panel System or equal) Size: See dimensions Quantity: Directional Inserts - 12 (6 on each face) Color(s): Acrylic panel for Non-Emergency Directional Inserts - Background Matthews Paint MP05480 Asgard Wall, satin finish on translucent white acrylic Acrylic Emergency Directional Inserts - Background Avery Dennison Red UC 900-440-T on translucent white acrylic Acrylic Ambulance Directional Inserts - Background Avery Dennison Pantone 3005 C UC 900-6610-T on translucent white acrylic Aluminum insert adapters - Matthews Paint MP05480 Asgard Wall, satin finish |
| <div>Line 6-11a/b</div> | Arrows - 5" tip to tail, left justified, center vertically on insert Text - 3"h Helvetica Medium, left justified Translucent white (exposed acrylic), typ. |
| F | Descrip: Fixed aluminum divider Size: See dimensions Quantity: 2 (1 on each face) Color(s): Match Matthews Paint MP18099 Platinum Sparkle Metallic, high gloss |
| G | Descrip: Removable aluminum pan face with flush push-thru translucent acrylic logotype and text. Size: See dimensions Quantity: Cabinet - 2 Logo Inserts - 2 (1 on each face) Color(s): Aluminum pan - Match Matthews Paint MP05480 Asgard Wall, satin finish Star pattern graphics - Match Matthews Paint MP07081 In the Twilight, satin finish |
| <div>Line 1a/b</div> | Flush Push-thru translucent white acrylic Logotype - 20"h, left justified |
| <div>Line 2,3 a/b</div> | Flush Push-thru translucent white acrylic with Avery Dennison Pantone 109 C UC 900-216-T applied first surface 4"h Helvetica Medium, left justified |
| <div>Line 4,5 a/b</div> | Flush Push-thru translucent white acrylic 3"h Helvetica Medium, left justified |

Notes

- See separate written specifications and engineering sheets for additional info and requirements
- Minimum 4 courses of brick above grade on all faces. Minimum 3 brick courses below grade.
- Graphics shown are for demonstrative purposes only. Sign Message schedule is to be followed for exact text and graphics.



SIGN TYPE UX-iW2

Scale: 1/2"=1'

Sign Summary

Basis of Design: SignComp Sign Extrusions and Custom Fabricated Components
2-Sided aluminum sign cabinet, dimmable LED internal illumination on timer w/ removable directional panels + masonry base

Components

- A

Descrip:
Process:
Color(s):

SignComp Part #1612 - Series 12 Hinge Body
split + separated lengthwise to create face offset consistent with design intent.
Matthews #MP07081 "In the Twilight" Satin Finish
- B

Descrip:

Color(s):

SignComp Cabinet Hardware
SignComp Part #5280 - Hinge Screws - As Reqd.
SignComp Part #5230 - Closure Screws - As Reqd.
Matthews #MP07081 "In the Twilight" Satin Finish
- C

Descrip:
Process:

Color(s):

SignComp Part #1626 - 3/4" Slide Retainer
Mitre-cut + join at corners to create hinged cabinet face
per manufacturers recommendation
Matthews #MP07081 "In the Twilight" Satin Finish
- D

Descrip:
Process:
Color(s):

SignComp Part #1662 - 1 1/4" Insert Divider
Mechanically fastened to Slide Retainer Frame
Matthews #MP07081 "In the Twilight" Satin Finish
- E

Descrip:
Process:
Color(s):

Acrylic Inserts
Plaskolite #2406 White Translucent Acrylic
Applied Cut Vinyl / Mask + Spray - Per Elevation Drawings
- F

Descrip:

LED Panel
1/8" thk. aluminum panel ptd. White, all surfaces w/ perimeter
T-Bracket secured to Sign Cabinet
White L.E.D Modules, 5000K Standard "Cool White" Lighting
w/ installed dimmer for adjustable light levels and photocell on/off timer.
- G

Descrip:
Process:

Color(s):

Custom Curved Header Panel
1 1/2" D Formed Aluminum Pan Construction w/ Rounded Face
secured to concealed 1" x 1" aluminum angles mounted to Central Cabinet
and SignComp Cabinet w/ flathead + countersunk fasteners
Matthews #MP07081 "In the Twilight" Satin Finish
- H

Descrip:
Process:

Color(s):

Central Cabinet
2" x 3" x 1/8" Fabricated aluminum tube construction w/ /090" Aluminum Skin
to create "surround" for SignComp Cabinet / removable insert panels.
Matthews #MP18099 "Platinum Sparkle Metallic" High Gloss
- I

Descrip:
Process:

Color(s):

Routed Aluminum Insert Panel
1/8" thk. routed aluminum insert panel w/ break form flange at top edge for SignComp
Insert Divider and appropriate SignComp adapter for Slide Retainer at B, L + R Sides.
Matthews #MP07081 "In the Twilight" Satin Finish
- J

Descrip:
Process:

Color(s):

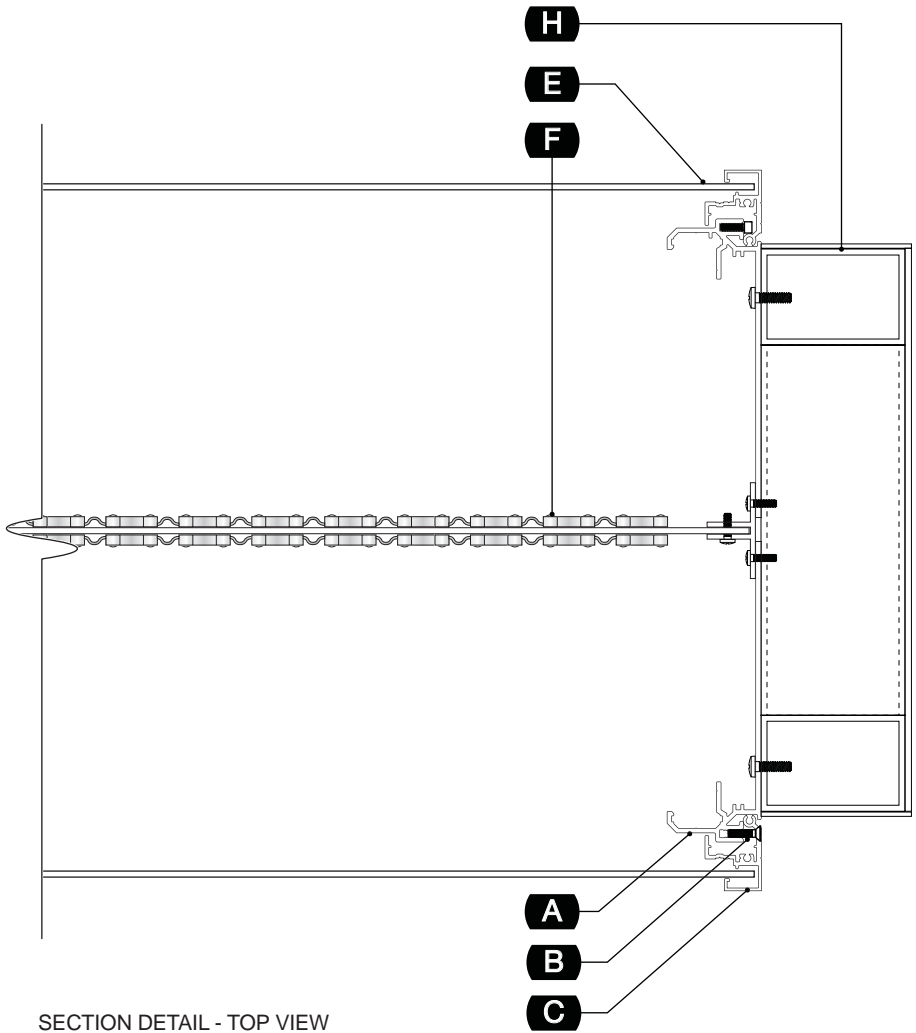
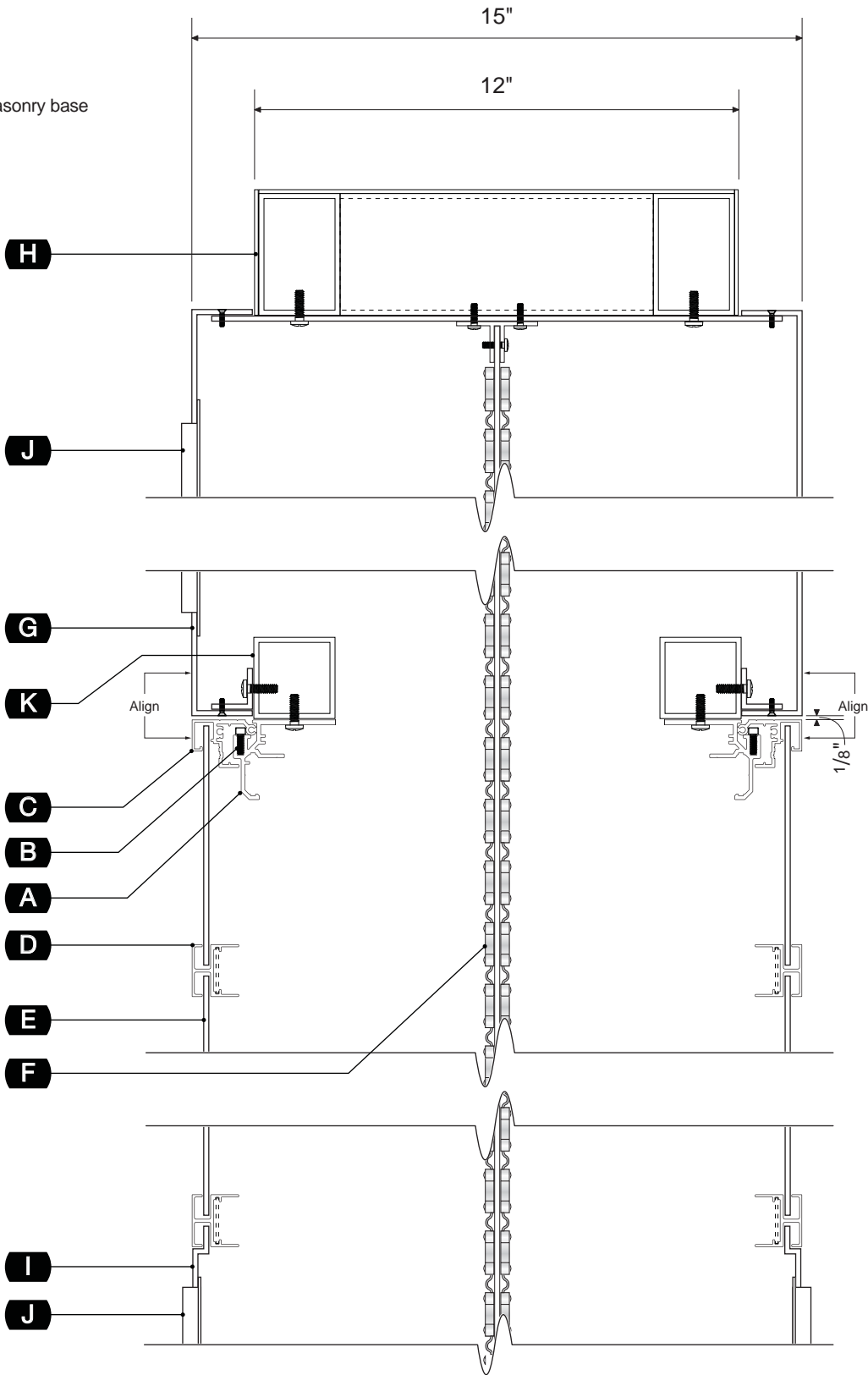
Push-Thru Copy
1/2" thk. Plaskolite #2406 White Translucent Acrylic push-thru lettering w/
1/16" D routed flange at 2nd surface
Applied Cut Vinyl (where reqd.) - Per Elevation Drawings
- K

Descrip:
Process:

Cross-Bracing
2" x 2" aluminum tube cross-bracing, welded to Central Cabinet as required to
support Curved Header Panel and SignComp Cabinet.

Notes

- See separate written specification and engineering sheets for additional info and requirements.
- Detail Typical of UX-iW1 / UX-iW2



Scale: 3"=1'

Sign Summary

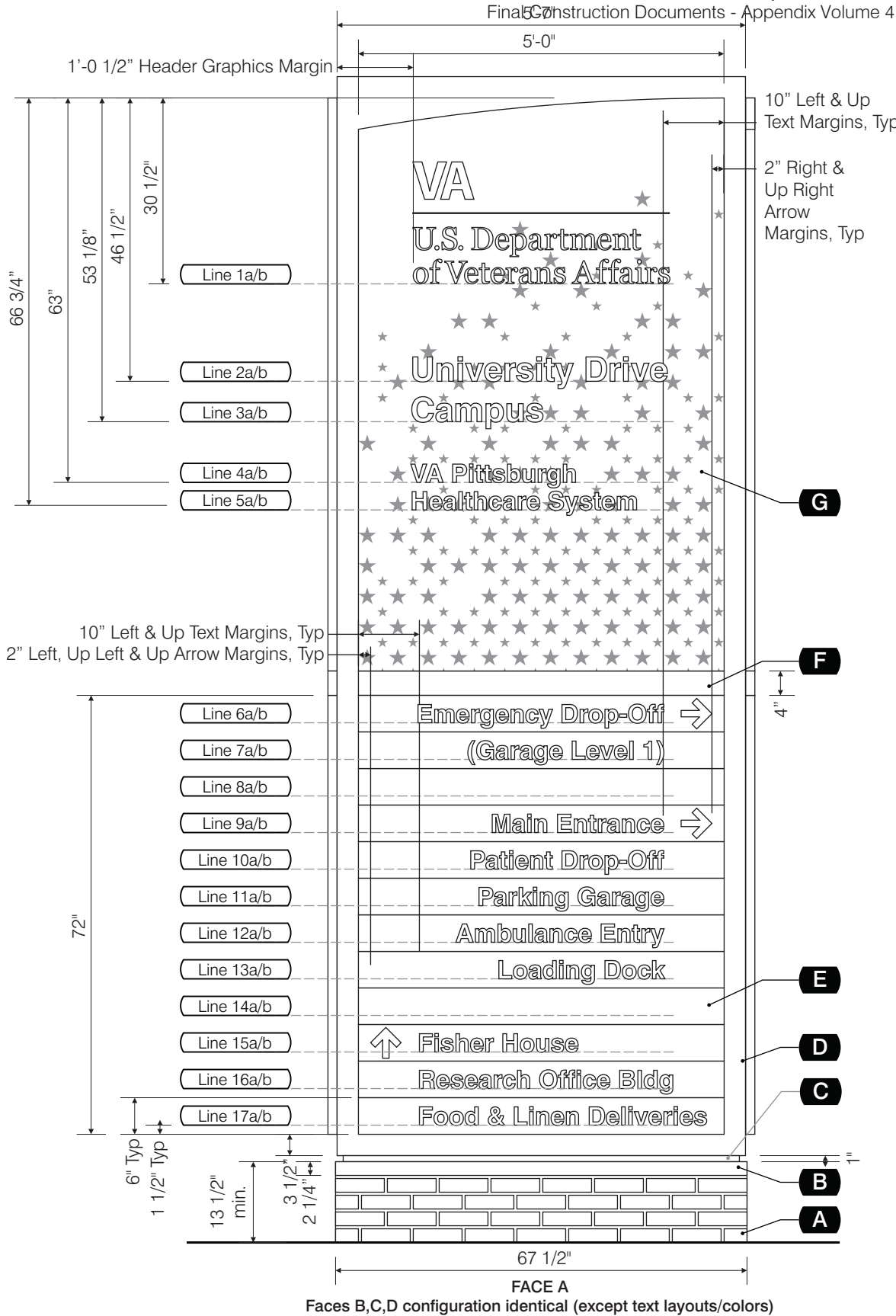

Basis of Design: SignComp Sign Extrusion & Systems
4-Sided aluminum sign cabinet, LED internal illumination on timer, with removable directional panels mounted on masonry base

Components

| | | |
|-------------------------|---|---|
| A | Descrip: Size: Color(s): | Masonry base See dimensions Match brick and mortar used on existing hospital |
| B | Descrip: Size: Quantity: Color(s): | Aluminum cap for masonry base See dimensions 1 Paint to match brick, satin finish |
| C | Descrip: Size: Quantity: Color(s): | Aluminum reveal See dimensions 1 Matthews Paint MP26309 Wells Fargo Black, high gloss |
| D | Descrip: Size: Quantity: Color(s): | Central aluminum monolith See dimensions 1 Match Matthews Paint MP18099 Platinum Sparkle Metallic, high gloss |
| E | Descrip: Size: Quantity: Color(s): | Insert panel system with removable 1/8" acrylic panels on aluminum insert adapters (SignComp Insert Panel System or equal) See dimensions Directional Inserts - 48 (12 on each face) Acrylic panel for Non-Emergency Directional Inserts - Background Match Matthews Paint MP05480 Asgard Wall, satin finish on translucent white acrylic Acrylic Emergency Directional Inserts - Background Avery Dennison Red UC 900-440-T on translucent white acrylic Acrylic Ambulance Directional Inserts - Background Avery Dennison Pantone 3005 C UC 900-6610-T on translucent white acrylic Aluminum insert adapters - Match Matthews Paint MP05480 Asgard Wall, satin finish |
| Line 6-17a/b/c/d | | Arrows - 5" tip to tail, left justified, center vertically on insert Text - 3"h Helvetica Medium, left justified Translucent white (exposed acrylic), typ. |
| F | Descrip: Size: Quantity: Color(s): | Fixed aluminum divider See dimensions 2 (1 on each face) Match Matthews Paint MP18099 Platinum Sparkle Metallic, high gloss |
| G | Descrip: Size: Quantity: Color(s): | Removable aluminum pan face with flush push-thru translucent acrylic logotype and text. See dimensions Cabinet - 2 Logo Inserts - 2 (1 on each face) Aluminum pan - Match Matthews Paint MP05480 Asgard Wall, satin finish Star pattern graphics - Match Matthews Paint MP07081 In the Twilight, satin finish |
| Line 1a/b/c/d | | Flush Push-thru translucent white acrylic Logotype - 20"h, left justified |
| Line 2,3a/b/c/d | | Flush Push-thru translucent white acrylic with Avery Dennison Pantone 109 C UC 900-216-T applied first surface 4"h Helvetica Medium, left justified |
| Line 4,5a/b/c/d | | Flush Push-thru translucent white acrylic 3"h Helvetica Medium, left justified |

Notes

- See separate written specifications and engineering sheets for additional info and requirements
- Minimum 4 courses of brick above grade on all faces. Minimum 3 brick courses below grade.
- Graphics shown are for demonstrative purposes only. Sign Message schedule is to be followed for exact text and graphics.



SIGN TYPE UX-iW3

Scale: 1/2"=1'

Sign Summary

Basis of Design: SignComp Sign Extrusions and Custom Fabricated Components
4-Sided aluminum sign cabinet, dimmable LED internal illumination on timer w/ removable directional panels + masonry base

Components

- A

Descrip:
Process:
Color(s):

SignComp Part #1612 - Series 12 Hinge Body
split + separated lengthwise to create face offset consistent with design intent.
Matthews #MP07081 “In the Twilight” Satin Finish
- B

Descrip:

Color(s):

SignComp Cabinet Hardware
SignComp Part #5280 - Hinge Screws - As Reqd.
SignComp Part #5230 - Closure Screws - As Reqd.
Matthews #MP07081 “In the Twilight” Satin Finish
- C

Descrip:
Process:

Color(s):

SignComp Part #1626 - 3/4” Slide Retainer
Mitre-cut + join at corners to create hinged cabinet face
per manufacturers recommendation
Matthews #MP07081 “In the Twilight” Satin Finish
- D

Descrip:
Process:
Color(s):

SignComp Part #1662 - 1 1/4” Insert Divider
Mechanically fastened to Slide Retainer Frame
Matthews #MP07081 “In the Twilight” Satin Finish
- E

Descrip:
Process:
Color(s):

Acrylic Inserts
Plaskolite #2406 White Translucent Acrylic
Applied Cut Vinyl / Mask + Spray - Per Elevation Drawings
- F

Descrip:

LED Panel
1/8” thk. aluminum panel ptd. White, all surfaces w/ perimeter
T-Bracket secured to Central Aluminum Monolith Frame
White L.E.D Modules, 5000K Standard “Cool White” Lighting
w/ installed dimmer for adjustable light levels and photocell on/off timer.
- G

Descrip:
Process:

Color(s):

Custom Curved Header Panel
1 1/2” D Formed Aluminum Pan Construction w/ Routed Face
secured to concealed 1” x 1” aluminum angles mounted to Central Cabinet
and SignComp Cabinet w/ flathead + countersunk fasteners
Matthews #MP07081 “In the Twilight” Satin Finish
- H

Descrip:
Process:

Color(s):

Central Aluminum Monolith
3 1/2” x 3 1/2” x 1/8” Fabricated aluminum tube construction w/ /090” Aluminum Skin
to create “surround” for SignComp Cabinet / removable insert panels.
Matthews #MP18099 “Platinum Sparkle Metallic” High Gloss
- I

Descrip:
Process:

Color(s):

Routed Aluminum Insert Panel
1/8” thk. routed aluminum insert panel w/ break form flange at top edge for SignComp
Insert Divider and appropriate SignComp adapter for Slide Retainer at B, L + R Sides.
Matthews #MP07081 “In the Twilight” Satin Finish
- J

Descrip:
Process:

Color(s):

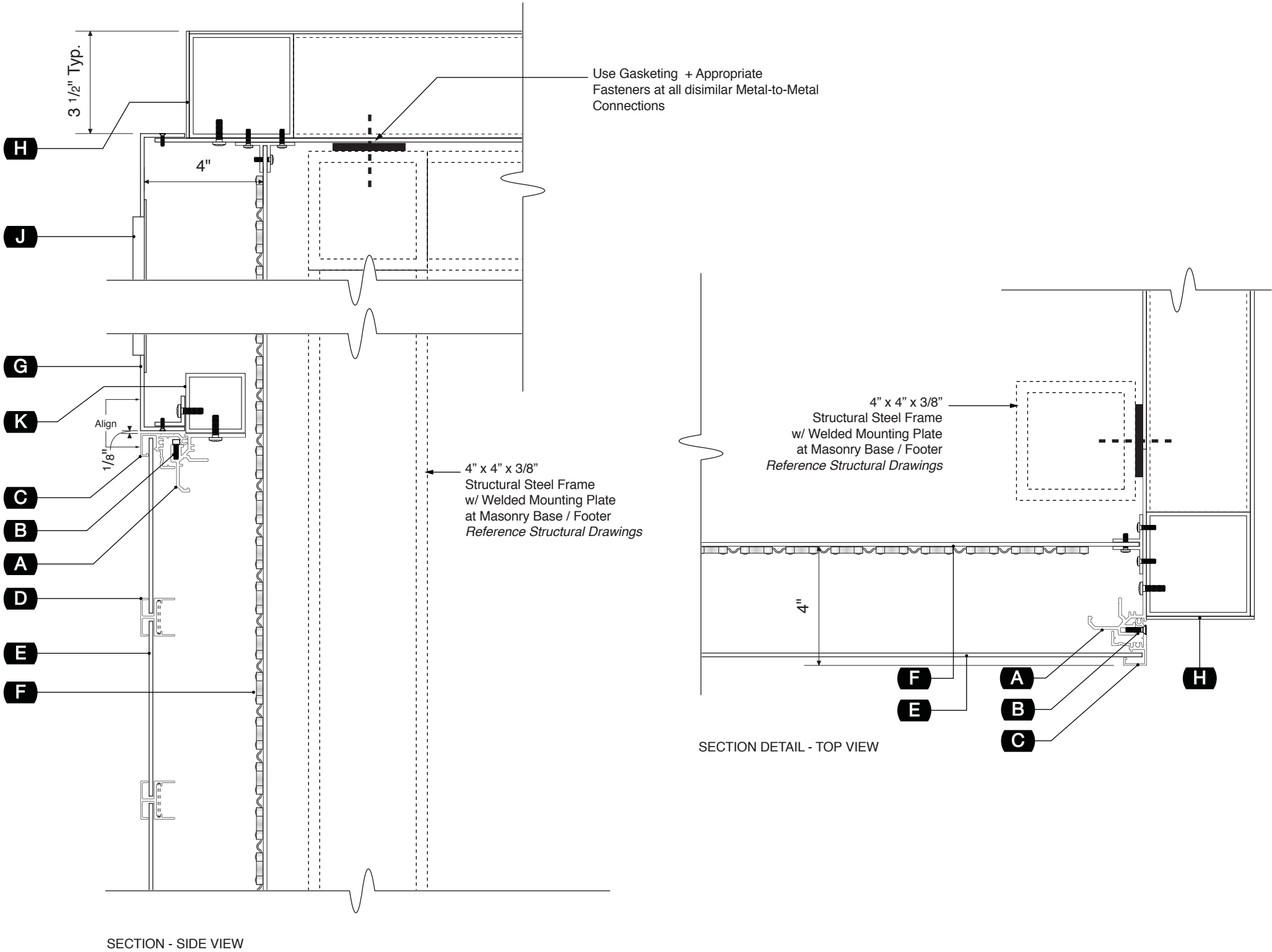
Push-Thru Copy
1/2” thk. Plaskolite #2406 White Translucent Acrylic push-thru lettering w/
1/16” D routed flange at 2nd surface
Applied Cut Vinyl (where reqd.) - Per Elevation Drawings
- K

Descrip:
Process:

Cross-Bracing
2” x 2” aluminum tube cross-bracing, welded to Central Cabinet as required to
support Curved Header Panel and SignComp Cabinet.

Notes

- See separate written specification and engineering sheets for additional info and requirements.
- Detail Typical of UX-iW1 / UX-iW2



Scale: 3"=1'

Sign Summary

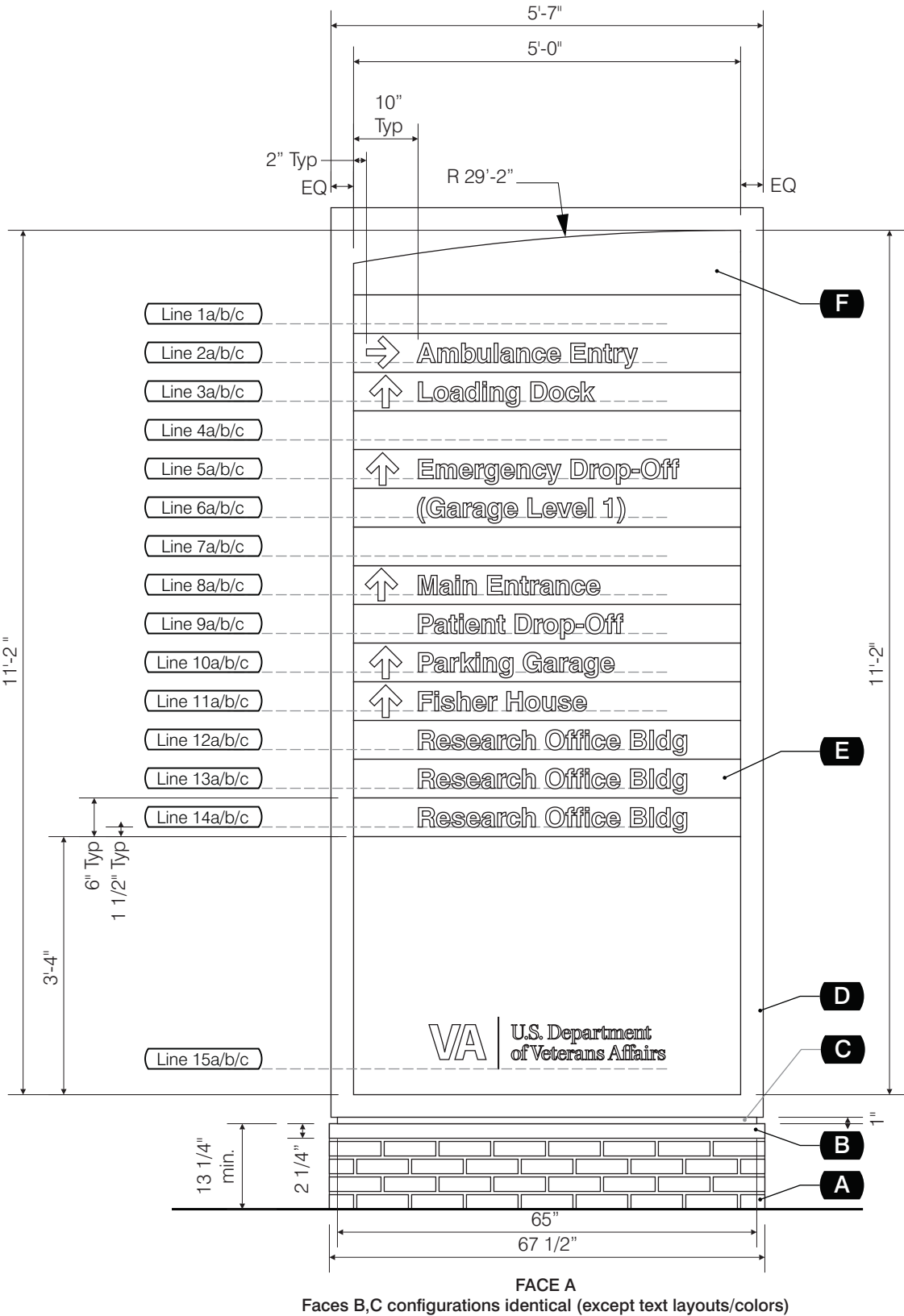
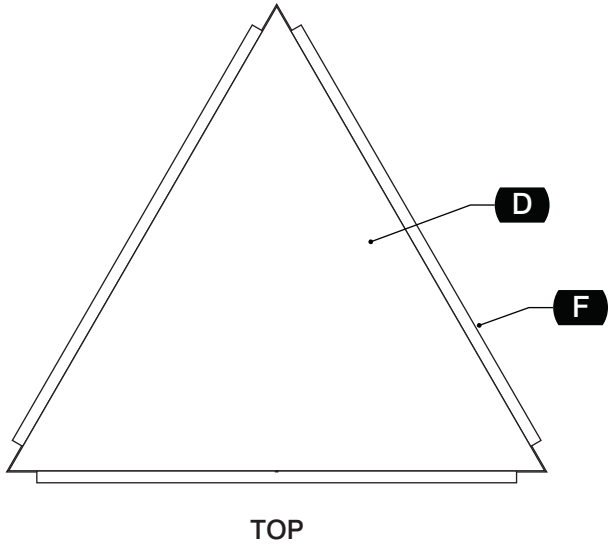
Basis of Design: SignComp Sign Extrusion & Systems
3-Sided aluminum sign cabinet, LED internal illumination on timer, with removable directional panels mounted on masonry base

Components

| | |
|-----------------------|--|
| A | Descrip: Masonry base Size: See dimensions Color(s): Match brick and mortar used on existing hospital |
| B | Descrip: Aluminum cap for masonry base Size: See dimensions Quantity: 1 Color(s): Paint to match brick, satin finish |
| C | Descrip: Aluminum reveal Size: See dimensions, equilateral triangle Quantity: 1 Color(s): Matthews Paint MP26309 Wells Fargo Black, high gloss |
| D | Descrip: Central aluminum monolith Size: See dimensions, equilateral triangle Quantity: 1 Color(s): Matthews Paint MP18099 Platinum Sparkle Metallic, high gloss |
| E | Descrip: Removable 1/8" acrylic panel on aluminum insert adapters (SignComp Insert Panel System or equal) Size: See dimensions Quantity: Directional Inserts - 42 (14 on each face) Color(s): Acrylic panel for Non-Emergency Directional Inserts - Background Matthews Paint MP05480 Asgard Wall, satin finish on translucent white acrylic Acrylic Emergency Directional Inserts - Background Avery Dennison Red UC 900-440-T on translucent white acrylic Acrylic Ambulance Directional Inserts - Background Avery Dennison Pantone 3005 C UC 900-6610-T on translucent white acrylic Aluminum insert adapters - Matthews Paint MP05480 Asgard Wall, satin finish |
| Line 1-14a/b/c | Arrows - 5" tip to tail, left justified Text - 3"h Helvetica Medium, left justified Translucent white (exposed acrylic), typ. |
| F | Descrip: Insert panel system with side retainers and fixed curved header (SignComp Insert Panel System or equal) Size: See dimensions Header - 10"h Logo Inserts - 40"h Quantity: Cabinet - 3 Logo Inserts - 3 (1 on each face) Color(s): Aluminum cabinet, header and retainers - Matthews Paint MP05480 Asgard Wall, satin finish Aluminum Logo Inserts - Matthews Paint MP05480 Asgard Wall, satin finish with flush push-thru translucent white acrylic logo |
| Line 15a/b/c | Flush Push-thru translucent white acrylic Logotype - 8"h, centered |

Notes

- See separate written specifications and engineering sheets for additional info and requirements
- Minimum 4 courses of brick above grade on all faces. Minimum 3 brick courses below grade.
- Graphics shown are for demonstrative purposes only. Sign Message schedule is to be followed for exact text and graphics.



Sign Summary

Basis of Design: SignComp Sign Extrusions and Custom Fabricated Components
3-Sided aluminum sign cabinet, dimmable LED internal illumination on timer w/ removable directional panels + masonry base

Components

- A

Descrip:
Process:
Color(s):

SignComp Part #1612 - Series 12 Hinge Body
split + separated lengthwise to create face offset consistent with design intent.
Matthews #MP07081 "In the Twilight" Satin Finish
- B

Descrip:

Color(s):

SignComp Cabinet Hardware
SignComp Part #5280 - Hinge Screws - As Reqd.
SignComp Part #5230 - Closure Screws - As Reqd.
Matthews #MP07081 "In the Twilight" Satin Finish
- C

Descrip:
Process:

Color(s):

SignComp Part #1626 - 3/4" Slide Retainer
Mitre-cut + join at corners to create hinged cabinet face
per manufacturers recommendation
Matthews #MP07081 "In the Twilight" Satin Finish
- D

Descrip:
Process:
Color(s):

SignComp Part #1662 - 1 1/4" Insert Divider
Mechanically fastened to Slide Retainer Frame
Matthews #MP07081 "In the Twilight" Satin Finish
- E

Descrip:
Process:
Color(s):

Acrylic Inserts
Plaskolite #2406 White Translucent Acrylic
Applied Cut Vinyl / Mask + Spray - Per Elevation Drawings
- F

Descrip:

LED Panel
1/8" thk. aluminum panel ptd. White, all surfaces w/ perimeter
T-Bracket secured to Central Aluminum Monolith Frame
White L.E.D Modules, 5000K Standard "Cool White" Lighting
w/ installed dimmer for adjustable light levels and photocell on/off timer.
- G

Descrip:
Process:

Color(s):

Custom Curved Header Panel
1 1/2" D Formed Aluminum Pan Construction w/ Rounded Face
secured to concealed 1" x 1" aluminum angles mounted to Central Cabinet
and SignComp Cabinet w/ flathead + countersunk fasteners
Matthews #MP07081 "In the Twilight" Satin Finish
- H

Descrip:
Process:

Color(s):

Central Aluminum Monolith
Custom fabricated "triangular" aluminum tube construction w/ /090" Aluminum Skin
to create "surround" for SignComp Cabinet / removable insert panels.
Matthews #MP18099 "Platinum Sparkle Metallic" High Gloss
- I

Descrip:
Process:

Color(s):

Routed Aluminum Insert Panel
1/8" thk. routed aluminum insert panel w/ break form flange at top edge for SignComp
Insert Divider and appropriate SignComp adapter for Slide Retainer at B, L + R Sides.
Matthews #MP07081 "In the Twilight" Satin Finish
- J

Descrip:
Process:

Color(s):

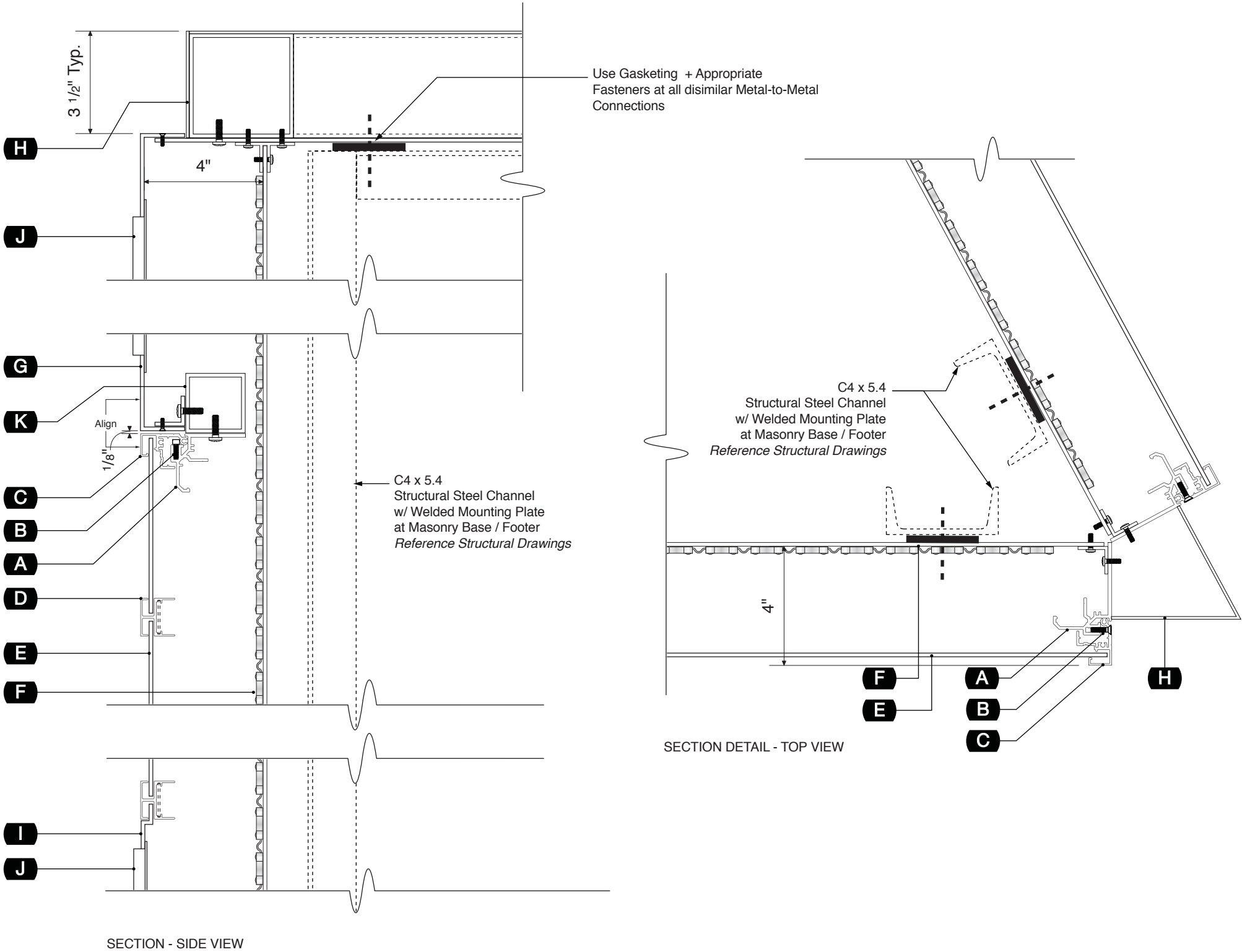
Push-Thru Copy
1/2" thk. Plaskolite #2406 White Translucent Acrylic push-thru lettering w/
1/16" D routed flange at 2nd surface
Applied Cut Vinyl (where reqd.) - Per Elevation Drawings
- K

Descrip:
Process:

Cross-Bracing
2" x 2" aluminum tube cross-bracing, welded to Central Cabinet as required to
support Curved Header Panel and SignComp Cabinet.

Notes

- See separate written specification and engineering sheets for additional info and requirements.
- Detail Typical of UX-iW1 / UX-iW2



Scale: 3"=1'

Sign Summary

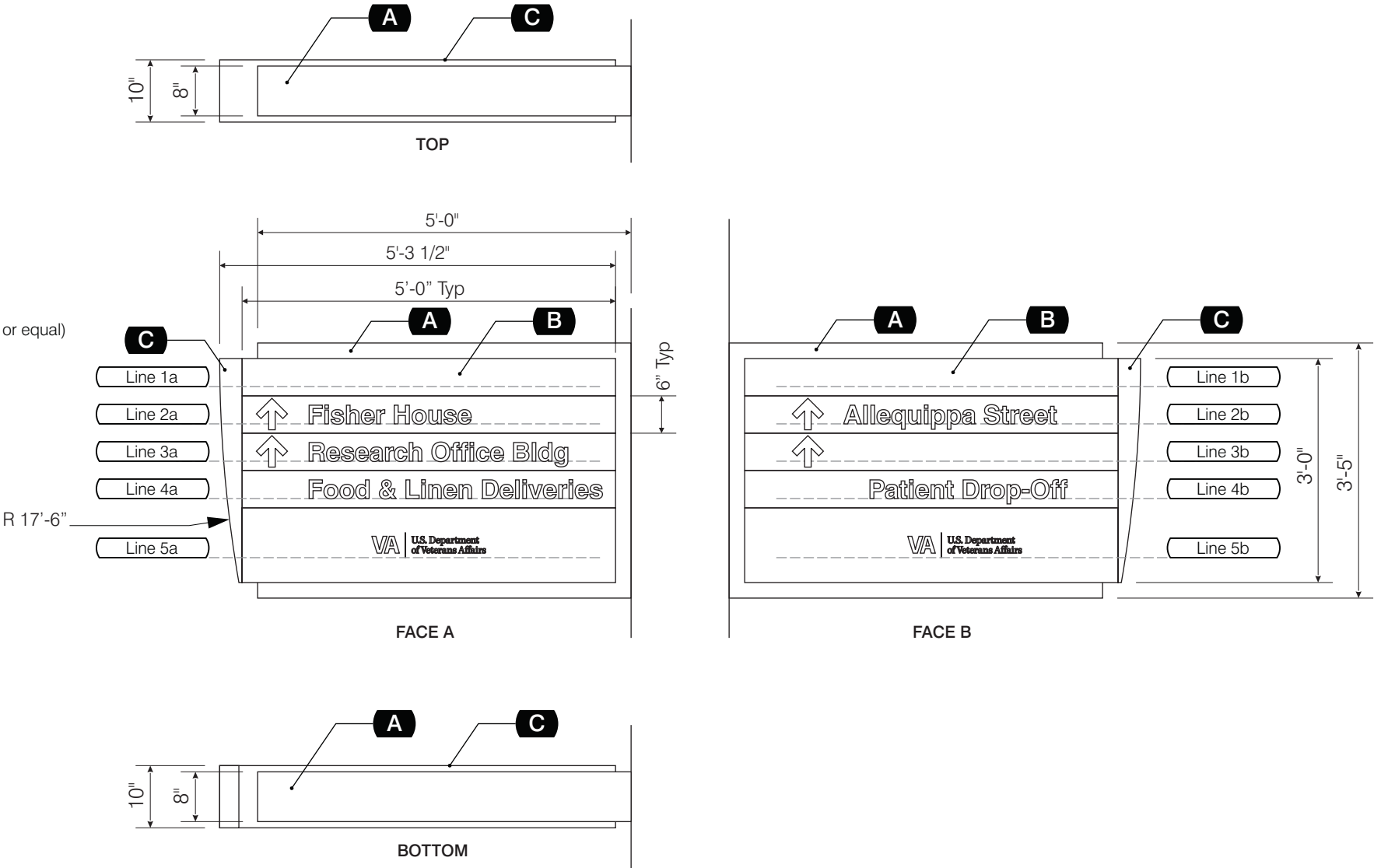
Basis of Design: SignComp Sign Extrusion & Systems
2-Sided aluminum sign cabinet, LED internal illumination on timer, with removable directional panels

Components

| | | |
|------------------------|---|--|
| A | Descrip: Size: Quantity: Color(s): | Central aluminum monolith See dimensions 1 Matthews Paint MP18099 Platinum Sparkle Metallic, high gloss |
| B | Descrip: Size: Quantity: Color(s): | Removable 1/8" acrylic panel on aluminum insert adapters (SignComp Insert Panel System or equal) See dimensions Directional Inserts - 8 (4 on each face) Acrylic panel Directional Inserts - Background Matthews Paint MP05480 Asgard Wall, satin finish on translucent white acrylic Aluminum insert adapters - Matthews Paint MP05480 Asgard Wall, satin finish |
| <div>Line 1-4a/b</div> | | Arrows - 5" tip to tail, left justified Text - 3"h Helvetica Medium, left justified Translucent white (exposed acrylic), typ. |
| C | Descrip: Size: Quantity: Color(s): | Hinged top insert panel system with side retainers and fixed curved header (SignComp Insert Panel System or equal) See dimensions Logo Inserts - 40"h Cabinet - 1 Logo Inserts - 2 (1 on each face) Aluminum cabinet, header and retainers - Matthews Paint MP05480 Asgard Wall, satin finish Aluminum Logo Inserts - Matthews Paint MP05480 Asgard Wall, satin finish with flush push-thru translucent white acrylic logo |
| <div>Line 5a/b</div> | | Flush Push-thru translucent white acrylic Logotype - 8"h, centered |

Notes

- See separate written specifications and engineering sheets for additional info and requirements
- Graphics shown are for demonstrative purposes only. Sign Message schedule is to be followed for exact text and graphics.



SIGN TYPE UX-W2

Scale: 1/2"=1'

Sign Summary

Basis of Design: SignComp Sign Extrusion & Systems
2-Sided aluminum sign cabinet, LED internal illumination on timer, with removable directional panels mounted on masonry base

Components

- A

Descrip:

Size:

Color(s):

Masonry base

See dimensions

Match brick and mortar used on existing hospital
- B

Descrip:

Size:

Quantity:

Color(s):

Aluminum cap for masonry base

See dimensions

1

Paint to match brick, satin finish
- C

Descrip:

Size:

Quantity:

Color(s):

Aluminum reveal

See dimensions

1

Matthews Paint MP26309 Wells Fargo Black, high gloss
- D

Descrip:

Size:

Quantity:

Color(s):

Central aluminum monolith

See dimensions

1

Matthews Paint MP18099 Platinum Sparkle Metallic, high gloss
- E

Descrip:

Size:

Quantity:

Color(s):

Removable 1/8" acrylic panel on aluminum insert adapters (SignComp Insert Panel System or equal)

See dimensions

Directional Inserts - 12 (6 on each face)

Acrylic panel for Non-Emergency Directional Inserts - Background Matthews Paint MP05480 Asgard Wall, satin finish on translucent white acrylic
Acrylic Emergency Directional Inserts - Background Avery Dennison Red UC 900-440-T on translucent white acrylic
Acrylic Ambulance Directional Inserts - Background Avery Dennison Pantone 3005 C UC 900-6610-T on translucent white acrylic
Aluminum insert adapters - Matthews Paint MP05480 Asgard Wall, satin finish
- Line 1-6a/b

Arrows - 5" tip to tail, left justified

Text - 3"h Helvetica Medium, left justified

Translucent white (exposed acrylic), typ.
- F

Descrip:

Size:

Quantity:

Color(s):

Insert panel system with side retainers and fixed curved header (SignComp Insert Panel System or equal)

See dimensions

Header - 10"h
Logo Inserts - 40"h
Cabinet - 2
Logo Inserts - 2 (1 on each face)

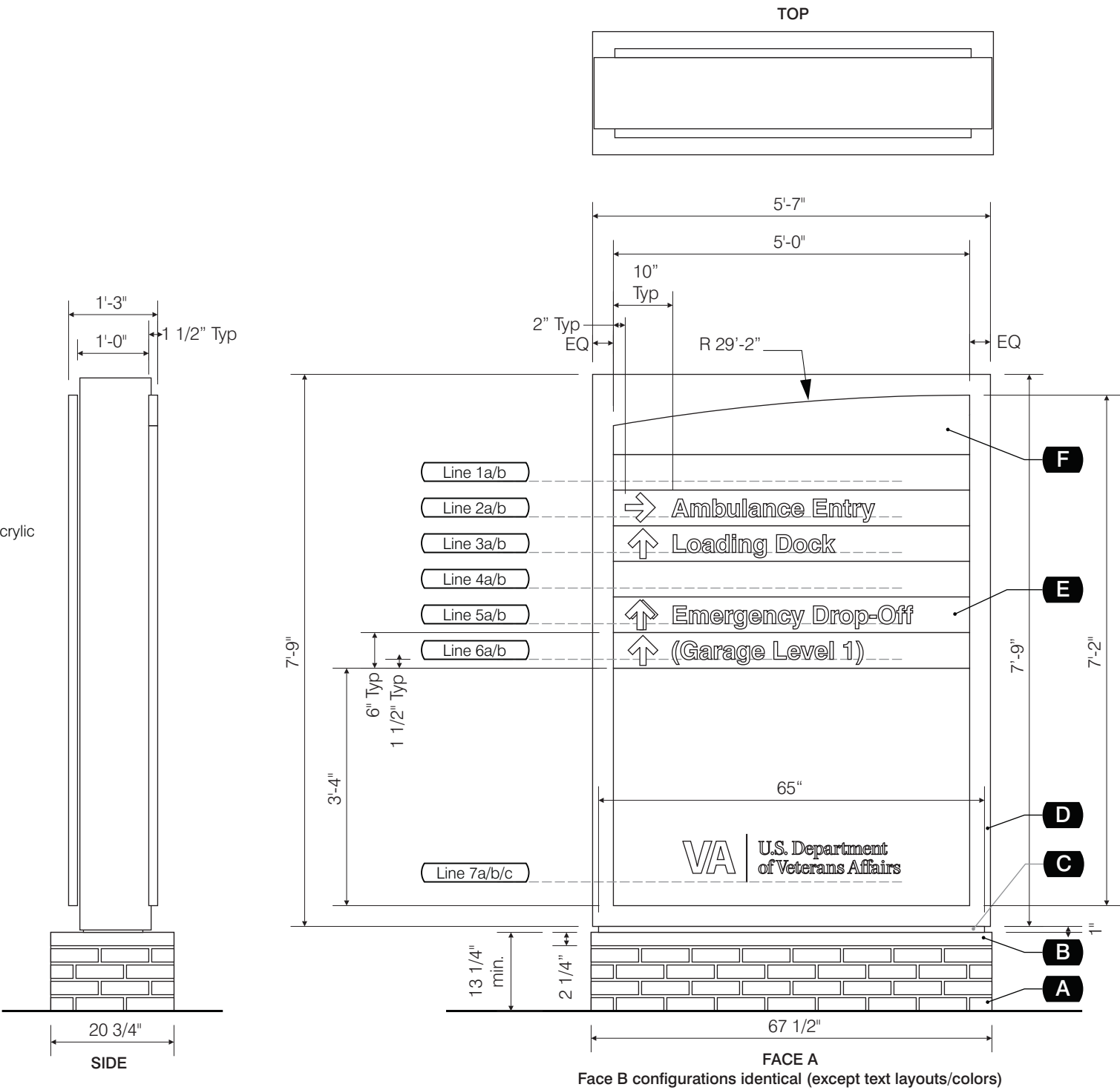
Aluminum cabinet, header and retainers - Matthews Paint MP05480 Asgard Wall, satin finish
Aluminum Logo Inserts - Matthews Paint MP05480 Asgard Wall, satin finish with flush push-thru translucent white acrylic logo
- Line 7a/b

Flush Push-thru translucent white acrylic

Logotype - 8"h, centered

Notes

- See separate written specifications and engineering sheets for additional info and requirements
- Minimum 4 courses of brick above grade on all faces. Minimum 3 brick courses below grade.
- Graphics shown are for demonstrative purposes only. Sign Message schedule is to be followed for exact text and graphics.



SIGN TYPE UX-W3

Scale: 1/2"=1'

2-Sided aluminum sign cabinet, LED internal illumination on timer, with removable directional panels mounted on masonry base

- A** Descrip: Masonry base
Size: See dimensions
Color(s): Match brick and mortar used on existing hospital

B Descrip: Aluminum cap for masonry base
Size: See dimensions
Quantity: 1
Color(s): Paint to match brick, satin finish

C Descrip: Aluminum reveal
Size: See dimensions
Quantity: 1
Color(s): Matthews Paint MP26309 Wells Fargo Black, high gloss

D Descrip: Central aluminum monolith
Size: See dimensions
Quantity: 1
Color(s): Matthews Paint MP18099 Platinum Sparkle Metallic, high gloss

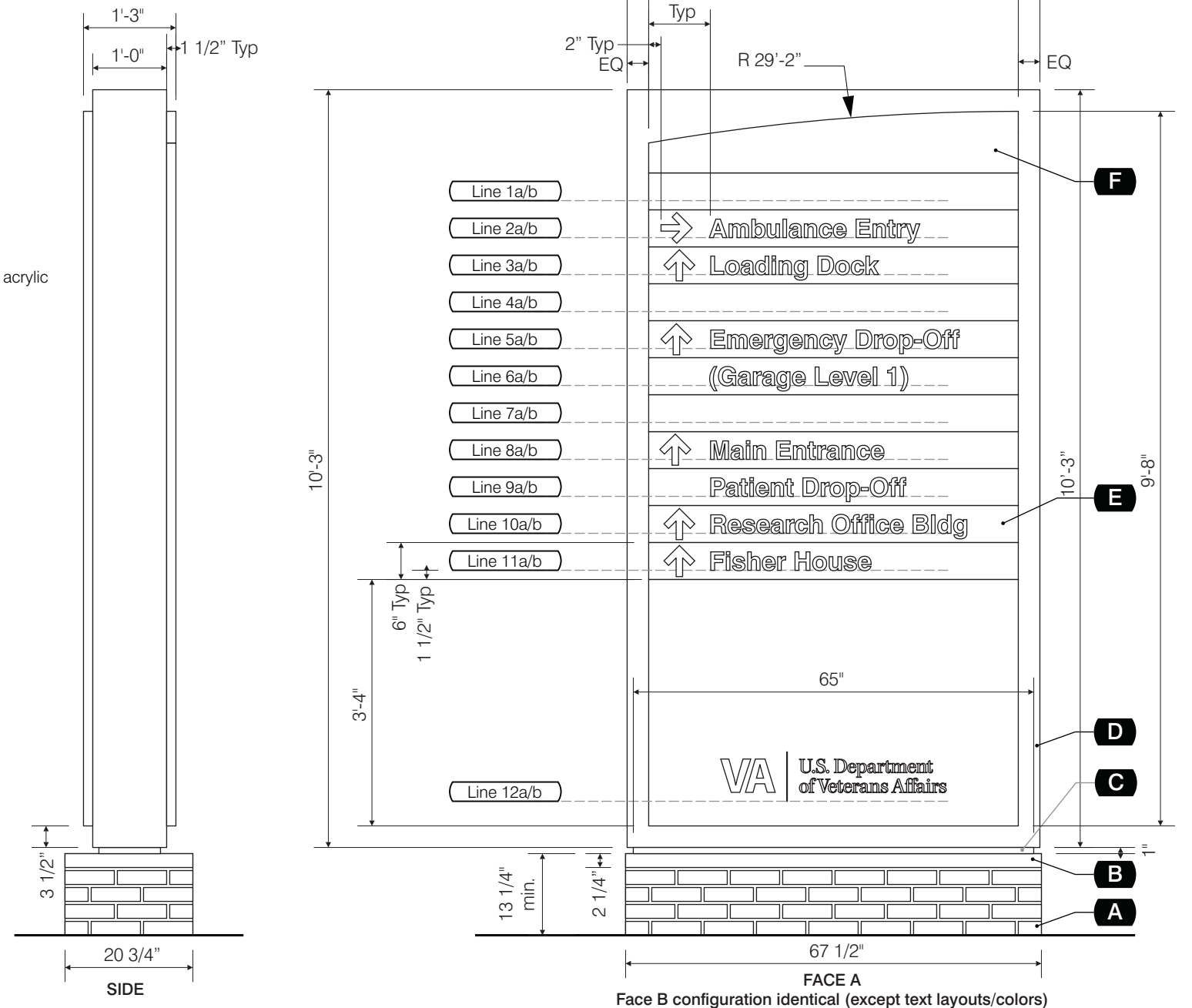
E Descrip: Removable 1/8" acrylic panel on aluminum insert adapters (SignComp Insert Panel System or equal)
Size: See dimensions
Quantity: Directional Inserts - 22 (11 on each face)
Color(s): Acrylic panel for Non-Emergency Directional Inserts - Background Matthews Paint MP05480 Asgard Wall, satin finish on translucent white acrylic
Acrylic Emergency Directional Inserts - Background Avery Dennison Red UC 900-440-T on translucent white acrylic
Acrylic Ambulance Directional Inserts - Background Avery Dennison Pantone 3005 C UC 900-6610-T on translucent white acrylic
Aluminum insert adapters - Matthews Paint MP05480 Asgard Wall, satin finish

Line 1-11a/b Arrows - 5" tip to tail, left justified
Text - 3"h Helvetica Medium, left justified
Translucent white (exposed acrylic), typ.

F Descrip: Insert panel system with side retainers and fixed curved header (SignComp Insert Panel System or equal)
Size: See dimensions
Header - 10"h
Logo Inserts - 40"h
Quantity: Cabinet - 2
Logo Inserts - 2 (1 on each face)
Color(s): Aluminum cabinet, header and retainers - Matthews Paint MP05480 Asgard Wall, satin finish
Aluminum Logo Inserts - Matthews Paint MP05480 Asgard Wall, satin finish with flush push-thru translucent white acrylic logo

Line 12a/b Flush Push-thru translucent white acrylic
Logotype - 8"h, centered

- See separate written specifications and engineering sheets for additional info and requirements
- Minimum 4 courses of brick above grade on all faces. Minimum 3 brick courses below grade.
- Graphics shown are for demonstrative purposes only. Sign Message schedule is to be followed for exact text and graphics.



Scale: 1/2"=1'

Sign Summary

Basis of Design: SignComp Sign Extrusions and Custom Fabricated Components
2-Sided aluminum sign cabinet, dimmable LED internal illumination on timer w/ removable directional panels + masonry base

Components

- A

Descrip:
Process:
Color:

Base Reveal
1" x 1" x 1/8" Fabricated aluminum tube construction
Matthews #MP26309 "Wells Fargo Black" High Gloss
- B

Descrip:
Process:

Anchor Bolt(s)
w/ exposed Threads for Central Cabinet Mounting
Tied to Rebar. Size/Depth/Placement
T.B.D. by Structural Engineer
- C

Descrip:
Process:

CMU Block - Standard + Half Block
Alternating courses for offset, (3) courses high
- D

Descrip:
Process:

Concrete Infill
Concrete Infill core of CMU Block at Rebar / Anchor Bolt Suports
- E

Descrip:
Process:

#6 Rebar w/ 90° Bend in Footer
Size/Depth/Placement T.B.D. by Structural Engineer
- F

Descrip:
Process:

Poured Concrete Footer
Size/Depth below grade T.B.D. by Structural Engineer
- G

Descrip:

Additional rebar cage in Concrete Footer
As reqd. by Structural Engineer
- H

Descrip:

Sand Layer below footer for Drainage - if Reqd.
- I

Descrip:
Process:

Power Feed
120VAC Power supply via 1" dia. conduit through Masonry Base - By GC
- J

Descrip:
Process:

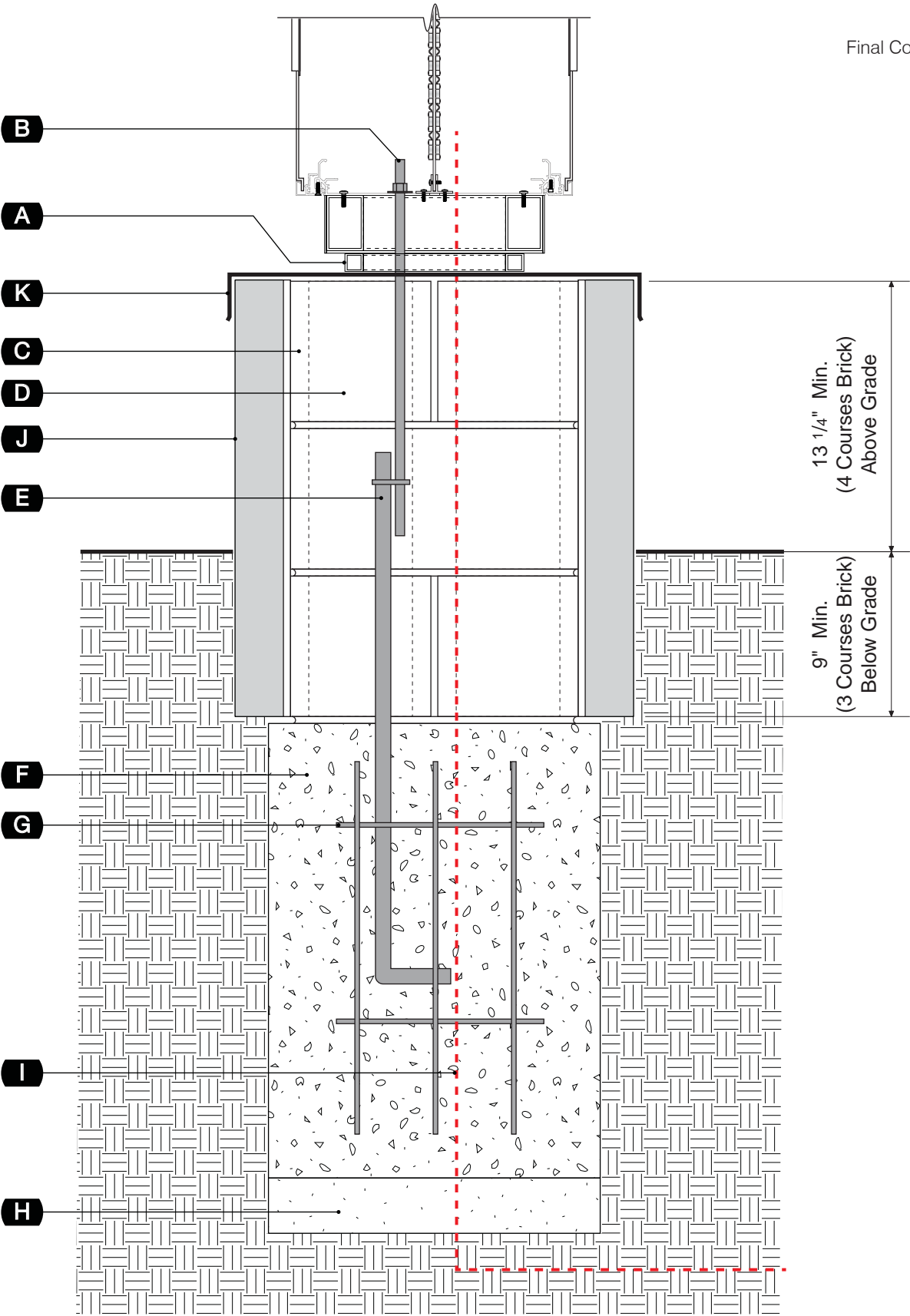
Decorative Brick Surfacing
3" thk. (+/-) Brick Surfacing - to match existing brick + mortar on Hospital
- K

Descrip:
Process:
Color:

Aluminum Cap for Masonry Base
1/8" thk. break form aluminum pan construction, 2 1/2" High
Painted to match brick, satin finish

Notes

- See separate written specification and engineering sheets for additional info and requirements.
- Detail Typical of UX-W3 / UX-W4



SECTION - MASONRY BASE - SIDE VIEW

Scale: 1 1/2"=1'

Sign Summary

Basis of Design: SignComp Sign Extrusions and Custom Fabricated Components
2-Sided aluminum sign cabinet, dimmable LED internal illumination on timer w/ removable directional panels + masonry base

Components

- A

Descrip:
Process:
Color(s):

SignComp Part #1612 - Series 12 Hinge Body
split + separated lengthwise to create face offset consistent with design intent.
Matthews #MP07081 "In the Twilight" Satin Finish
- B

Descrip:

Color(s):

SignComp Cabinet Hardware
SignComp Part #5280 - Hinge Screws - As Req'd.
SignComp Part #5230 - Closure Screws - As Req'd.
Matthews #MP07081 "In the Twilight" Satin Finish
- C

Descrip:
Process:

Color(s):

SignComp Part #1626 - 3/4" Slide Retainer
Mitre-cut + join at corners to create hinged cabinet face
per manufacturers recommendation
Matthews #MP07081 "In the Twilight" Satin Finish
- D

Descrip:
Process:
Color(s):

SignComp Part #1662 - 1 1/4" Insert Divider
Mechanically fastened to Slide Retainer Frame
Matthews #MP07081 "In the Twilight" Satin Finish
- E

Descrip:
Process:
Color(s):

Acrylic Inserts
Plaskolite #2406 White Translucent Acrylic
Applied Cut Vinyl / Mask + Spray - Per Elevation Drawings
- F

Descrip:

LED Panel
1/8" thk. aluminum panel ptd. White, all surfaces w/ perimeter
T-Bracket secured to Sign Cabinet
White L.E.D Modules, 5000K Standard "Cool White" Lighting
w/ installed dimmer for adjustable light levels and photocell on/off timer.
- G

Descrip:
Process:

Color(s):

Custom Curved Header Panel
1 1/2" D Formed Aluminum Pan Construction
secured to concealed 1" x 1" aluminum angles mounted to Central Cabinet
w/ flathead + countersunk fasteners
Matthews #MP07081 "In the Twilight" Satin Finish
- H

Descrip:
Process:

Color(s):

Central Cabinet
2" x 3" x 1/8" Fabricated aluminum tube construction w/ .090" Aluminum Skin
to create "surround" for SignComp Cabinet / removable insert panels.
Matthews #MP18099 "Platinum Sparkle Metallic" High Gloss
- I

Descrip:
Process:

Color(s):

Routed Aluminum Insert Panel
1/8" thk. routed aluminum insert panel w/ break form flange at top edge for SignComp
Insert Divider and appropriate SignComp adapter for Slide Retainer at B, L + R Sides.
Matthews #MP07081 "In the Twilight" Satin Finish
- J

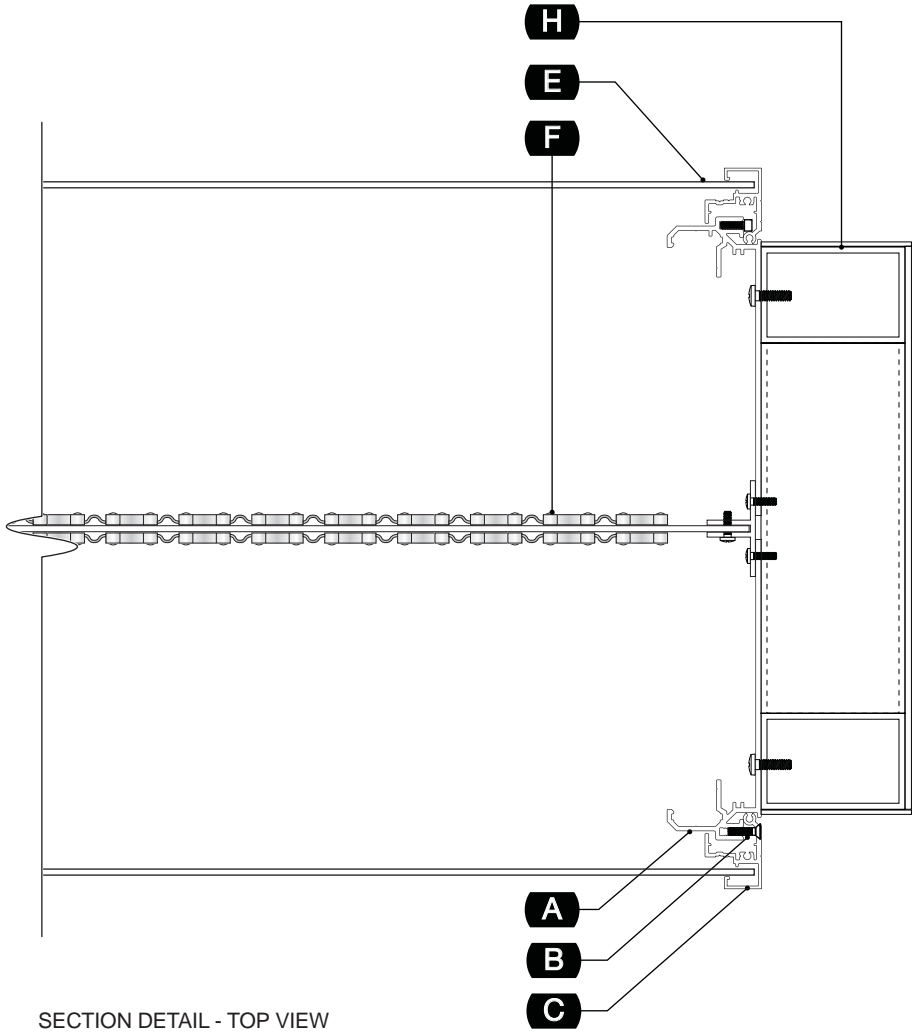
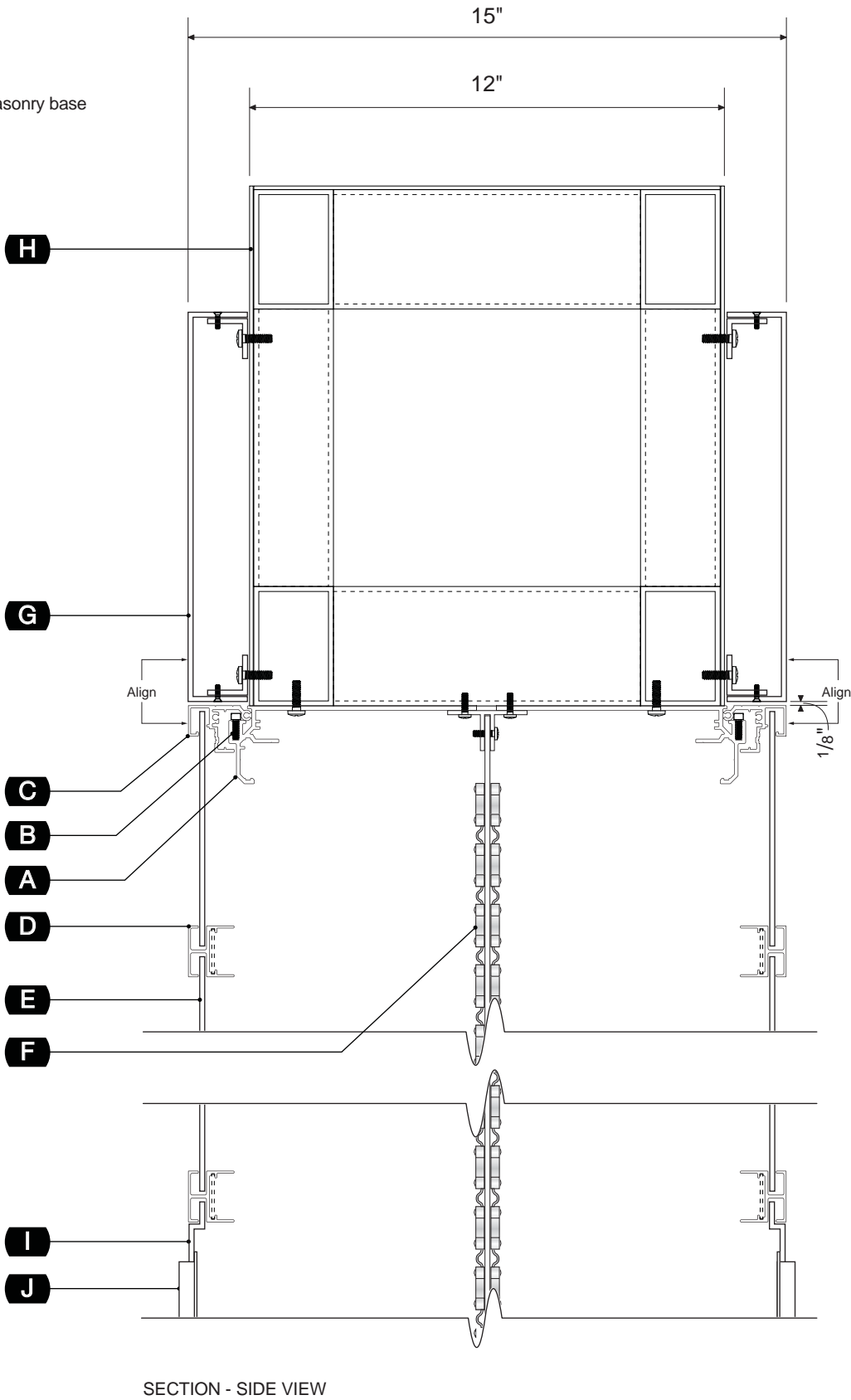
Descrip:
Process:

Color(s):

Push-Thru Copy
1/2" thk. Plaskolite #2406 White Translucent Acrylic push-thru lettering w/
1/16" D routed flange at 2nd surface
Applied Cut Vinyl (where reqd.) - Per Elevation Drawings

Notes

- See separate written specification and engineering sheets for additional info and requirements.
- Detail Typical of UX-W3 / UX-W4



Scale: 3"=1'

| REVISION | LOCATION | SIGN NO. | SIGN TYPE | COPY LINE | SIGN MESSAGE | INSTALLATION METHOD | INSTALLATION SURFACE | ILLUMINATION | NOTES |
|---------------------------------|----------|------------|---------------|--|--|---------------------|----------------------|--------------|-------|
| Begin University Drive Exterior | | | | | | | | | |
| Revised 12-19-17 | UD | 1 (Face A) | UX-IW3 Face A | 1a 2a 3a 4a 5a 6a 7a 8a 9a 10a 11a 12a 13a 14a 15a 16a 17a | [logo 3] University Drive Campus VA Pittsburgh Healthcare System [left] Fisher House Research Office Bldg West & ROB Docks [up] Emergency Drop-Off (Garage Level 1) [up] Main Entrance Patient Drop-Off VA Parking Garage Ambulance Entry North Dock | Base | Soil | Internal | |
| Revised 12-19-17 | UD | 1 (Face B) | UX-IW3 Face B | 1b 2b 3b 4b 5b 6b 7b 8b 9b 10b 11b 12b 13b 14b 15b 16b 17b | [logo 3] University Drive Campus VA Pittsburgh Healthcare System [left] Emergency Drop-Off (Garage Level 1) [left] Main Entrance Patient Drop-Off VA Parking Garage Ambulance Entry North Dock | | | | |
| Revised 12-19-17 | UD | 1 (Face C) | UX-IW3 Face C | 1 2 3 4 5 6 7 8 9 10 11 12 13 14 15 16 17 | [logo 3] University Drive Campus VA Pittsburgh Healthcare System [right] Fisher House Research Office Bldg West & ROB Docks | | | | |
| Revised 12-19-17 | UD | 1 (Face D) | UX-IW3 Face D | 1c 2c 3c 4c 5c 6c 7c 8c 9c 10c 11c 12c 13c 14c 15c 16c 17c | [logo 3] University Drive Campus VA Pittsburgh Healthcare System [right] Emergency Drop-Off (Garage Level 1) [right] Main Entrance Patient Drop-Off VA Parking Garage Ambulance Entry North Dock [up] Fisher House Research Office Bldg West & ROB Docks | | | | |
| Removed from Scope 8-05-16 | UD | 2 | Removed | | | | | | |

| REVISION | LOCATION | SIGN NO. | SIGN TYPE | COPY LINE | SIGN MESSAGE | INSTALLATION METHOD | INSTALLATION SURFACE | ILLUMINATION | NOTES |
|----------------------------|----------|----------|-----------|-----------|---|---------------------|----------------------|--------------|-------|
| | UD | 3 | UX-B1 | | Banner w/ Seal - see sign type for details | Strap | Light Pole | None | |
| | UD | 4 | UX-B2 | | Banner w/ Message - see sign type for details | Strap | Light Pole | None | |
| | UD | 5 | UX-B1 | | Banner w/ Seal - see sign type for details | Strap | Light Pole | None | |
| | UD | 6 | UX-B2 | | Banner w/ Message - see sign type for details | Strap | Light Pole | None | |
| | UD | 7 | UX-B1 | | Banner w/ Seal - see sign type for details | Strap | Light Pole | None | |
| | UD | 8 | UX-B2 | | Banner w/ Message - see sign type for details | Strap | Light Pole | None | |
| Removed from Scope 8-05-16 | UD | 9 | Removed | | | | | | |
| Removed from Scope 8-05-16 | UD | 10 | Removed | | | | | | |
| Removed from Scope 8-05-16 | UD | 10A | Removed | | | | | | |
| Removed from Scope 8-05-16 | UD | 11 | Removed | | | | | | |
| | UD | 12 | UX-B1 | | Banner w/ Seal - see sign type for details | Strap | Light Pole | None | |
| | | 12A | UX-B2 | | Banner w/ Message - see sign type for details | Strap | Light Pole | None | |
| | UD | 12A | UX-B2 | | Banner w/ Message - see sign type for details | Strap | Light Pole | None | |
| | UD | 13 | UX-B1 | | Banner w/ Seal - see sign type for details | Strap | Light Pole | None | |
| | UD | 14 | UX-B2 | | Banner w/ Message - see sign type for details | Strap | Light Pole | None | |
| Removed from Scope 8-05-16 | UD | 15 | Removed | | | | | | |
| Removed from Scope 8-05-16 | UD | 16 | Removed | | | | | | |
| Removed from Scope 8-05-16 | UD | 17 | Removed | | | | | | |
| Removed from Scope 8-05-16 | UD | 18 | Removed | | | | | | |
| Removed from Scope 8-05-16 | UD | 19 | Removed | | | | | | |
| Removed from Scope 8-05-16 | UD | 20 | Removed | | | | | | |

| REVISION | LOCATION | SIGN NO. | SIGN TYPE | COPY LINE | SIGN MESSAGE | INSTALLATION METHOD | INSTALLATION SURFACE | ILLUMINATION | NOTES |
|----------------------------|----------|----------|-----------|--|--|---------------------|----------------------|-------------------|-------|
| Revised 12-19-17 | UD | 21 | UX-W4 | 1a 2a 3a 4a 5a 6a 7a 8a 9a 10a 11a 12a 1b 2b 3b 4b 5b 6b 7b 8b 9b 10b 11b 12b | [up] Emergency Drop-Off (Garage Level 1) [up] Main Entrance Patient Drop-Off VA Parking Garage [up] Ambulance Entry North Dock [up] Fisher House Research Office Bldg West & ROB Docks | Base | Soil | Internal | |
| | UD | 22 | UX-B1 | | Banner w/ Seal - see sign type for details | Strap | Light Pole | None | |
| | UD | 23 | UX-B2 | | Banner w/ Message - see sign type for details | Strap | Light Pole | None | |
| Revised 12-19-17 | UD | 24 | UX-IW1 | 1a 2a 3a 4a 5a 6a 7a 8a 9a 10a 11a 12a 13a 14a 1b 2b 3b 4b 5b 6b 7b 8b 9b 10b 11b 12b 13b 14b | [logo 3] University Drive Campus VA Pittsburgh Healthcare System [left] Emergency Drop-Off (Garage Level 1) [left] Main Entrance Patient Drop-Off VA Parking Garage [up] Ambulance Entry North Dock [logo 3] University Drive Campus VA Pittsburgh Healthcare System [right] Emergency Drop-Off (Garage Level 1) [right] Main Entrance Patient Drop-Off VA Parking Garage [up] Fisher House Research Office Bldg West & ROB Docks | Base | Soil | Internal & Remote | |
| | UD | 25 | UX-B1 | | Banner w/ Seal - see sign type for details | Strap | Light Pole | None | |
| | UD | 26 | UX-B2 | | Banner w/ Message - see sign type for details | Strap | Light Pole | None | |
| Removed from Scope 8-05-16 | UD | 27 | Removed | | | | | | |
| Removed from Scope 8-05-16 | UD | 28 | Removed | | | | | | |
| Removed from Scope 8-05-16 | UD | 29 | Removed | | | | | | |
| Removed from Scope 8-05-16 | UD | 30 | Removed | | | | | | |
| Removed from Scope 8-05-16 | UD | 31 | Removed | | | | | | |

| REVISION | LOCATION | SIGN NO. | SIGN TYPE | COPY LINE | SIGN MESSAGE | INSTALLATION METHOD | INSTALLATION SURFACE | ILLUMINATION | NOTES |
|----------------------------|----------|----------|-----------|---------------------------------|--|---------------------|----------------------|--------------|------------------------------|
| Removed from Scope 8-05-16 | UD | 32 | Removed | | | | | | |
| Removed from Scope 8-05-16 | UD | 33 | Removed | | | | | | |
| Removed from Scope 8-05-16 | UD | 34 | Removed | | | | | | |
| Removed from Scope 8-05-16 | UD | 35 | Removed | | | | | | |
| Removed from Scope 8-05-16 | UD | 36 | Removed | | | | | | |
| Removed from Scope 8-05-16 | UD | 37 | Removed | | | | | | |
| | UD | 38 | UX-I10 | 1 | VA PITTSBURGH HEALTHCARE SYSTEM | Anchor | Stone | Internal | |
| Removed from Scope 8-05-16 | UD | 39 | Removed | | | | | | |
| Removed from Scope 8-05-16 | UD | 40 | Removed | | | | | | |
| Removed from Scope 8-05-16 | UD | 41 | Removed | | | | | | |
| Removed from Scope 8-05-16 | UD | 42 | Removed | | | | | | |
| | UD | 43 | UX-I7V | | Vinyl Backer | Self | Glass | None | |
| | UD | 44 | UX-I7 | 1 2 3 4 | Building 1 Main Entrance Hospital & Behavioral Health | DS Tape & Silicone | Vinyl | None | Install sign on vinyl backer |
| | UD | 45 | UX-I6.1 | 1 2 3 | Proudly Serving Veterans Since 1925 Welcome | Self | Glass | None | Mount on left entry door |
| | UD | 46 | UX-I6.2 | 1 2 3 4 5 6 7 | [logo 3] VA Pittsburgh Healthcare System Bldg 1 Main Entrance Hospital & Behavioral Health | Self | Glass | None | Mount on right entry door |
| | UD | 47 | UX-I7V | | Vinyl Backer | Self | Glass | None | |
| | UD | 48 | UX-I7 | 1 2 3 4 | Building 1 Main Entrance Hospital & Behavioral Health | DS Tape & Silicone | Vinyl | None | Install sign on vinyl backer |
| Removed from Scope 8-05-16 | UD | 49 | Removed | | | | | | |
| Removed from Scope 8-05-16 | UD | 50 | Removed | | | | | | |
| Removed from Scope 8-05-16 | UD | 51 | Removed | | | | | | |
| Removed from Scope 8-05-16 | UD | 52 | Removed | | | | | | |
| Removed from Scope 8-05-16 | UD | 53 | Removed | | | | | | |
| | UD | 54 | UX-I6.3 | 1 2 3 4 | [no entry white] No Entrance - Door Is Alarmed Use Main Entrance Behind You | Self | Glass | None | |
| Deleted 12-19-17 | UD | 55 | Deleted | | | | | | |

| REVISION | LOCATION | SIGN NO. | SIGN TYPE | COPY LINE | SIGN MESSAGE | INSTALLATION METHOD | INSTALLATION SURFACE | ILLUMINATION | NOTES |
|----------------------------|----------|-------------|----------------|--|--|---------------------|----------------------|--------------|-------|
| Removed from Scope 8-05-16 | UD | 56 | Removed | | | | | | |
| Removed from Scope 8-05-16 | UD | 57 | Removed | | | | | | |
| Removed from Scope 8-05-16 | UD | 58 | Removed | | | | | | |
| Removed from Scope 8-05-16 | UD | 59 | Removed | | | | | | |
| Removed from Scope 8-05-16 | UD | 60 | Removed | | | | | | |
| Removed from Scope 8-05-16 | UD | 61 | Removed | | | | | | |
| Removed from Scope 8-05-16 | UD | 62 | Removed | | | | | | |
| Removed from Scope 8-05-16 | UD | 63 | Removed | | | | | | |
| Removed from Scope 8-05-16 | UD | 64 | Removed | | | | | | |
| Removed from Scope 8-05-16 | UD | 65 | Removed | | | | | | |
| Removed from Scope 8-05-16 | UD | 66 | Removed | | | | | | |
| Removed from Scope 8-05-16 | UD | 67 | Removed | | | | | | |
| Removed from Scope 8-05-16 | UD | 68 | Removed | | | | | | |
| Removed from Scope 8-05-16 | UD | 69 | Removed | | | | | | |
| Deleted 12-19-17 | UD | 70 | Deleted | | | | | | |
| Revised 12-19-17 | UD | 71 | UX-I13 | 1 | VA PARKING | Anchor | Stone | Internal | |
| | UD | 72 | UX-I14 | 1 | EMERGENCY DROP-OFF [right] | Anchor | Stone | Internal | |
| Removed from Scope 8-05-16 | UD | 73 | Removed | | | | | | |
| | UD | 74 | UX-I7R | 1 2 3 4 5 6 7 8 9 10 | Building 1 Restricted Entrance Authorized VA Personnel Only | Anchor | Stone | None | |
| | UD | 75 | UX-B1 | | Banner w/ Seal - see sign type for details | Strap | Light Pole | None | |
| | UD | 76 | UX-B2 | | Banner w/ Message - see sign type for details | Strap | Light Pole | None | |
| Revised 12-19-17 | UD | 77 (Face A) | UX-W1 (Face A) | 1a 2a 3a 4a 5a 6a 7a 8a 9a 10a 11a 12a 13a 14a 15a | [left] Ambulance Entry North Dock [logo 2] | Base | Soil | Internal | |

| REVISION | LOCATION | SIGN NO. | SIGN TYPE | COPY LINE | SIGN MESSAGE | INSTALLATION METHOD | INSTALLATION SURFACE | ILLUMINATION | NOTES |
|----------------------------|----------|-------------|----------------|--|--|---------------------|----------------------|--------------|-------|
| Revised 12-19-17 | UD | 77 (Face B) | UX-W1 (Face B) | 1b 2b 3b 4b 5b 6b 7b 8b 9b 10b 11b 12b 13b 14b 15b | [right] Emergency Drop-Off (Garage Level 1) [right] Main Entrance Patient Drop-Off VA Parking Garage Fisher House Research Office Bldg West & ROB Docks [logo 2] | | | | |
| Revised 12-19-17 | UD | 77 (Face C) | UX-W1 (Face C) | 1c 2c 3c 4c 5c 6c 7c 8c 9c 10c 11c 12c 13c 14c 15c | [left] Ambulance Entry North Dock [up] Emergency Drop-Off (Garage Level 1) [up] Main Entrance Patient Drop-Off VA Parking Garage Fisher House Research Office Bldg West & ROB Docks [logo 2] | | | | |
| Removed from Scope 8-05-16 | UD | 78 | Removed | | | | | | |
| Removed from Scope 8-05-16 | UD | 79 | Removed | | | | | | |
| Removed from Scope 8-05-16 | UD | 80 | Removed | | | | | | |
| Removed from Scope 8-05-16 | UD | 81 | Removed | | | | | | |
| Removed from Scope 8-05-16 | UD | 82 | Removed | | | | | | |
| Removed from Scope 8-05-16 | UD | 83 | Removed | | | | | | |
| Removed from Scope 8-05-16 | UD | 84 | Removed | | | | | | |
| Revised 12-19-17 | UD | 85 | UX-IW2 | 1a 2a 3a 4a 5a 6a 7a 8a 9a 10a 11a 1b 2b 3b 4b 5b 6b 7b 8b 9b 10b 11b | [logo 3] University Drive Campus VA Pittsburgh Healthcare System [left] Ambulance Entry [up] North Dock [logo 3] University Drive Campus VA Pittsburgh Healthcare System [right] Ambulance Entry | Base | Soil | Internal | |
| Removed from Scope 8-05-16 | UD | 86 | Removed | | | | | | |
| Removed from Scope 8-05-16 | UD | 87 | Removed | | | | | | |
| Removed from Scope 8-05-16 | UD | 88 | Removed | | | | | | |

| REVISION | LOCATION | SIGN NO. | SIGN TYPE | COPY LINE | SIGN MESSAGE | INSTALLATION METHOD | INSTALLATION SURFACE | ILLUMINATION | NOTES |
|----------------------------|----------|----------|-----------|---|--|---------------------|----------------------|--------------|---------------------------|
| Removed from Scope 8-05-16 | UD | 89 | Removed | | | | | | |
| | UD | 90 | UX-i8 | 1 | AMBULANCE ENTRY | Anchor | Canopy | Internal | |
| Removed from Scope 8-05-16 | UD | 91 | Removed | | | | | | |
| | UD | 92 | UX-i7R | 1 2 3 4 5 6 7 8 9 10 | Building 1 Ambulance Entry Emergency Department [attention yellow] Press button on intercom [right] to request emergency assistance [attention yellow] Turn off engine - No idling | Anchor | Brick | None | |
| Added 12-19-17 | UD | 92A | UX-i7R | 1 2 3 4 5 6 7 8 9 10 | Building 29 Employee Entry Authorized VA Personnel Only | Anchor | Brick | None | |
| | UD | 93 | UX-i6.1 | 1 2 3 | Proudly Serving Veterans Since 1925 Welcome | Self | Glass | None | Mount on left entry door |
| | UD | 94 | UX-i6.2 | 1 2 3 4 5 6 7 | [logo 3] VA Pittsburgh Healthcare System Bldg 1 Ambulance Entry Emergency Department | Self | Glass | None | Mount on right entry door |
| Removed from Scope 8-05-16 | UD | 95 | Removed | | | | | | |
| | UD | 96 | UX-i7R | 1 2 3 4 5 6 7 8 9 10 | Building 1 Restricted Entrance Authorized VA Personnel Only | Anchor | Stone | None | |
| | UD | 97 | Not Used | | | | | | |
| | UD | 98 | Not Used | | | | | | |
| Removed from Scope 8-05-16 | UD | 99 | Removed | | | | | | |
| Removed from Scope 8-05-16 | UD | 100 | Removed | | | | | | |
| Removed from Scope 8-05-16 | UD | 101 | Removed | | | | | | |
| Removed from Scope 8-05-16 | UD | 102 | Removed | | | | | | |
| Removed from Scope 8-05-16 | UD | 103 | Removed | | | | | | |
| Removed from Scope 8-05-16 | UD | 104 | Removed | | | | | | |
| Removed from Scope 8-05-16 | UD | 105 | Removed | | | | | | |
| Removed from Scope 8-05-16 | UD | 106 | Removed | | | | | | |

| REVISION | LOCATION | SIGN NO. | SIGN TYPE | COPY LINE | SIGN MESSAGE | INSTALLATION METHOD | INSTALLATION SURFACE | ILLUMINATION | NOTES |
|----------------------------|----------|----------|-----------|---|---|---------------------|----------------------|--------------|--|
| Removed from Scope 8-05-16 | UD | 107 | Removed | | | | | | |
| Removed from Scope 8-05-16 | UD | 108 | Removed | | | | | | |
| Removed from Scope 8-05-16 | UD | 109 | Removed | | | | | | |
| Removed from Scope 8-05-16 | UD | 110 | Removed | | | | | | |
| Revised 12-19-17 | UD | 111 | UX-i5B | 1 | NORTH DOCK | Anchor | Brick | Internal | Center 12" above dock door(s) to left of vertical vent shaft, adjust as needed or directed by VAMC |
| Removed from Scope 8-05-16 | UD | 112 | Removed | | | | | | |
| Removed from Scope 8-05-16 | UD | 113 | Removed | | | | | | |
| | UD | 114 | UX-i7R | 1 2 3 4 5 6 7 8 9 10 | Building 1 Restricted Entrance Authorized VA Personnel Only [attention yellow] Turn off engine - No idling | Anchor | Stone | None | |
| Deleted 12-19-17 | UD | 115 | Deleted | | | | | | |
| Deleted 12-19-17 | UD | 116 | Deleted | | | | | | |
| | UD | 116A | UX-i7R | 1 2 3 4 5 6 7 8 9 10 | Building 5 Restricted Entrance Authorized VA Personnel Only | Anchor | Stone | None | |
| | UD | 116B | UX-i7R | 1 2 3 4 5 6 7 8 9 10 | Building 5 Restricted Entrance Authorized VA Personnel Only | Anchor | Stone | None | |
| Removed from Scope 8-05-16 | UD | 116C | Removed | | | | | | |
| Removed from Scope 8-05-16 | UD | 116D | Removed | | | | | | |
| | UD | 116E | UX-i7R | 1 2 3 4 5 6 7 8 9 10 | Building 30 Restricted Entrance Research Office Building | Anchor | Brick | None | |
| Revised 12-19-17 | UD | 117 | UX-i5B | 1 | WEST DOCK - Pick-Up | Anchor | Brick | Internal | Center 12" above dock door, adjust as needed or directed by VAMC |

| REVISION | LOCATION | SIGN NO. | SIGN TYPE | COPY LINE | SIGN MESSAGE | INSTALLATION METHOD | INSTALLATION SURFACE | ILLUMINATION | NOTES |
|----------------------------|----------|----------|-----------|---|--|---------------------|----------------------|--------------|--|
| Added 12-19-17 | UD | 117A | UX-I5B | 1 | WEST DOCK - Delivery | Anchor | Brick | Internal | Center 12" above dock door, adjust as needed or directed by VAMC |
| Removed from Scope 8-05-16 | UD | 118 | Removed | | | | | | |
| Removed from Scope 8-05-16 | UD | 119 | Removed | | | | | | |
| Removed from Scope 8-05-16 | UD | 120 | Removed | | | | | | |
| Removed from Scope 8-05-16 | UD | 121 | Removed | | | | | | |
| | UD | 122 | UX-I7R | 1 2 3 4 5 6 7 8 9 10 | Building 1 Restricted Entrance Authorized VA Personnel Only | Anchor | Brick | None | |
| Added 12-19-17 | UD | 122A | UX-I5B | 1 | ROB DOCK | Anchor | Brick | Internal | Center 12" above dock door, adjust as needed or directed by VAMC |
| | UD | 123 | UX-I7R | 1 2 3 4 5 6 7 8 9 10 | Building 1 Restricted Entrance Authorized VA Personnel Only | Anchor | Brick | None | |
| Removed from Scope 8-05-16 | UD | 124 | Removed | | | | | | |
| Removed from Scope 8-05-16 | UD | 125 | Removed | | | | | | |
| | UD | 126 | UX-I7R | 1 2 3 4 5 6 7 8 9 10 | Building 1 Restricted Entrance Authorized VA Personnel Only | Anchor | Stone | None | |
| Removed from Scope 8-05-16 | UD | 127 | Removed | | | | | | |
| Removed from Scope 8-05-16 | UD | 128 | Removed | | | | | | |
| Removed from Scope 8-05-16 | UD | 129 | Removed | | | | | | |
| Removed from Scope 8-05-16 | UD | 130 | Removed | | | | | | |
| Removed from Scope 8-05-16 | UD | 131 | Removed | | | | | | |
| Removed from Scope 8-05-16 | UD | 132 | Removed | | | | | | |

| REVISION | LOCATION | SIGN NO. | SIGN TYPE | COPY LINE | SIGN MESSAGE | INSTALLATION METHOD | INSTALLATION SURFACE | ILLUMINATION | NOTES |
|----------------------------|----------|----------|-----------|--|--|---------------------|----------------------|--------------|--|
| | UD | 133 | UX-I7R | 1 2 3 4 5 6 7 8 9 10 | Building 1 Restricted Entrance Authorized VA Personnel Only | Anchor | Stone | None | |
| Removed from Scope 8-05-16 | UD | 134 | Removed | | | | | | |
| Removed from Scope 8-05-16 | UD | 135 | Removed | | | | | | |
| | UD | 136 | UX-W3 | 1 2 3 4 5 6 7 | [right] Fisher House Exit to University Drive [logo 2] | Base | Soil | Internal | * a ** Stop Ped Xing * Post(s) Soil None |
| Removed from Scope 8-05-16 | UD | 137 | Removed | | | | | | |
| Removed from Scope 8-05-16 | UD | 138 | Removed | | | | | | |
| Removed from Scope 8-05-16 | UD | 139 | Removed | | | | | | |
| Removed from Scope 8-05-16 | UD | 140 | Removed | | | | | | |
| Revised 12-19-17 | UD | 140A | UX-W3 | 1a 2a 3a 4a 5a 6a 7a 1b 2b 3b 4b 5b 6b 7b | [left] West & ROB Docks [up] Staff Parking [logo 2] [right] West & ROB Docks [up] Fisher House Exit to University Drive [logo 2] | Base | Soil | Internal | |
| Removed from Scope 8-05-16 | UD | 141 | Removed | | | | | | |
| Removed from Scope 8-05-16 | UD | 142 | Removed | | | | | | |
| Removed from Scope 8-05-16 | UD | 143 | Removed | | | | | | |
| Removed from Scope 8-05-16 | UD | 144 | Removed | | | | | | |
| Removed from Scope 8-05-16 | UD | 144A | Removed | | | | | | |
| Removed from Scope 8-05-16 | UD | 144B | Removed | | | | | | |
| | UD | 144C | UX-I7 | 1 2 3 4 | Building 30 Main Entrance Research Office Building | Anchor | Brick | None | |
| | UD | 145 | UX-I6.1 | 1 2 3 | Proudly Serving Veterans Since 1925 Welcome | Self | Glass | None | Mount on left entry door |

| REVISION | LOCATION | SIGN NO. | SIGN TYPE | COPY LINE | SIGN MESSAGE | INSTALLATION METHOD | INSTALLATION SURFACE | ILLUMINATION | NOTES |
|----------------------------|----------|----------|-----------|--|---|---------------------|----------------------|--------------|---------------------------|
| | UD | 146 | UX-I6.2 | 1 2 3 4 5 6 7 | [logo 3] VA Pittsburgh Healthcare System Bldg 30 Main Entrance Research Office Building | Self | Glass | None | Mount on right entry door |
| Removed from Scope 8-05-16 | UD | 147 | Removed | | | | | | |
| | UD | 148 | UX-I3 | 1a 2a 3a 4a 5a 6a 7a 1b 2b 3b 4b 5b 6b 7b | Research Office Building Building 30 [logo 2] | Base | Soil | Internal | |
| Added 12-19-17 | UD | 148A | UX-W3 | 1a 2a 3a 4a 5a 6a 7a 1b 2b 3b 4b 5b 6b 7b | [left] Research Office Building [up] West & ROB Docks [logo 2] | Base | Soil | Internal | |
| Removed from Scope 8-05-16 | UD | 149 | Removed | | | | | | |
| Removed from Scope 8-05-16 | UD | 150 | Removed | | | | | | |
| Removed from Scope 8-05-16 | UD | 151 | Removed | | | | | | |
| Removed from Scope 8-05-16 | UD | 152 | Removed | | | | | | |
| Removed from Scope 8-05-16 | UD | 153 | Removed | | | | | | |
| Removed from Scope 8-05-16 | UD | 154 | Removed | | | | | | |
| Removed from Scope 8-05-16 | UD | 155 | Removed | | | | | | |
| | UD | 156 | Not Used | | | | | | |
| | UD | 157 | UX-B1 | | Banner w/ Seal - see sign type for details | Strap | Light Pole | None | |
| | UD | 158 | UX-B2 | | Banner w/ Message - see sign type for details | Strap | Light Pole | None | |
| Removed from Scope 8-05-16 | UD | 159 | Removed | | | | | | |
| Removed from Scope 8-05-16 | UD | 160 | Removed | | | | | | |
| Removed from Scope 8-05-16 | UD | 161 | Removed | | | | | | |
| Removed from Scope 8-05-16 | UD | 162 | Removed | | | | | | |
| Removed from Scope 8-05-16 | UD | 163 | Removed | | | | | | |

| REVISION | LOCATION | SIGN NO. | SIGN TYPE | COPY LINE | SIGN MESSAGE | INSTALLATION METHOD | INSTALLATION SURFACE | ILLUMINATION | NOTES |
|----------------------------|----------|----------|-----------|--|--|---------------------|----------------------|--------------|--|
| Removed from Scope 8-05-16 | UD | 164 | Removed | | | | | | |
| Removed from Scope 8-05-16 | UD | 165 | Removed | | | | | | |
| Removed from Scope 8-05-16 | UD | 166 | Removed | | | | | | |
| Removed from Scope 8-05-16 | UD | 167 | Removed | | | | | | |
| Removed from Scope 8-05-16 | UD | 168 | Removed | | | | | | |
| Removed from Scope 8-05-16 | UD | 169 | Removed | | | | | | |
| Removed from Scope 8-05-16 | UD | 170 | Removed | | | | | | |
| Removed from Scope 8-05-16 | UD | 171 | Removed | | | | | | |
| Removed from Scope 8-05-16 | UD | 172 | Removed | | | | | | |
| Removed from Scope 8-05-16 | UD | 173 | Removed | | | | | | |
| | UD | 174 | UX-B1 | | Banner w/ Seal - see sign type for details | Strap | Light Pole | None | |
| | UD | 175 | UX-B2 | | Banner w/ Message - see sign type for details | Strap | Light Pole | None | |
| | UD | 176 | UX-B1 | | Banner w/ Seal - see sign type for details | Strap | Light Pole | None | |
| | UD | 177 | UX-B2 | | Banner w/ Message - see sign type for details | Strap | Light Pole | None | |
| | UD | 177A | UX-I2 | 1a 2a 3a 4a 5a 6a 7a 1b 2b 3b 4b 5b 6b 7b | [parking] Parking Lot 33 Parking for Bldg 33 Fisher House & ROB Patients [parking] Parking Lot 33 Parking for Bldg 33 Fisher House & ROB Patients | Post(s) | Soil | None | Install between bollards and light pole base |
| | UD | 178 | UX-B1 | | Banner w/ Seal - see sign type for details | Strap | Light Pole | None | |
| | UD | 179 | UX-B2 | | Banner w/ Message - see sign type for details | Strap | Light Pole | None | |
| | UD | 180 | UX-I3 | 1a 2a 3a 4a 5a 6a 7a 1b 2b 3b 4b 5b 6b 7b | Fisher House Building 33 Serving Veterans' Families [logo 2] | Base | Soil | Internal | |
| | UD | 181 | UX-B1 | | Banner w/ Seal - see sign type for details | Strap | Light Pole | None | |
| | UD | 182 | UX-B2 | | Banner w/ Message - see sign type for details | Strap | Light Pole | None | |

| REVISION | LOCATION | SIGN NO. | SIGN TYPE | COPY LINE | SIGN MESSAGE | INSTALLATION METHOD | INSTALLATION SURFACE | ILLUMINATION | NOTES |
|----------------------------|----------|----------|-----------|--|--|---------------------|----------------------|--------------|---|
| Removed from Scope 8-05-16 | UD | 183 | Removed | | | | | | |
| Removed from Scope 8-05-16 | UD | 184 | Removed | | | | | | |
| Removed from Scope 8-05-16 | UD | 185 | Removed | | | | | | |
| Revised 12-19-17 | UD | 185A | UX-I2 | 1a 2a 3a 4a 5a 6a 7a 1b 2b 3b 4b 5b 6b 7b | [parking] Parking Lot 30 General Parking Research Office Bldg [parking] Parking Lot 30 General Parking Research Office Bldg | Post(s) | Soil | None | |
| | UD | 186 | UX-I7V | | Vinyl backer to obscure back of sign on glass | Self | Glass | None | Apply to outside of glass |
| | UD | 187 | UX-I7R | 1 2 3 4 5 6 7 8 9 10 | Building 32 Restricted Entrance Authorized VA Personnel Only | Anchor | Stone | None | |
| Added 12-19-17 | UD | 187A | UG-I7S | 1 2 3 4 5 6 7 8 9 10 | Smoking Shelter No oxygen tanks allowed in or near smoking shelter [attention] Shelter for Employee, Volunteer and Vendor Use Only | Anchor | TBD | None | VA to verify need for this sign before fabrication VA to determine location of this sign at time of installation |
| Added 12-19-17 | UD | 187B | UG-I7S | 1 2 3 4 5 6 7 8 9 10 | Smoking Shelter No oxygen tanks allowed in or near smoking shelter [attention] Shelter for Employee, Volunteer and Vendor Use Only | Anchor | TBD | None | VA to verify need for this sign before fabrication VA to determine location of this sign at time of installation |
| Removed from Scope 8-05-16 | UD | 188 | Removed | | | | | | |
| Removed from Scope 8-05-16 | UD | 189 | Removed | | | | | | |
| Removed from Scope 8-05-16 | UD | 190 | Removed | | | | | | |

| REVISION | LOCATION | SIGN NO. | SIGN TYPE | COPY LINE | SIGN MESSAGE | INSTALLATION METHOD | INSTALLATION SURFACE | ILLUMINATION | NOTES |
|------------------|----------|----------|-----------|--|---|---------------------|----------------------|--------------|-------|
| Revised 12-19-17 | UD | 191 | UX-W3 | 1a 2a 3a 4a 5a 6a 7a 1b 2b 3b 4b 5b 6b 7b | [up] Fisher House Research Office Building West & ROB Docks [logo 2] | Base | Soil | Internal | |
| | UD | 192 | UX-B1 | | Banner w/ Seal - see sign type for details | Strap | Light Pole | None | |
| | UD | 193 | UX-B2 | | Banner w/ Message - see sign type for details | Strap | Light Pole | None | |
| | UD | 194 | UX-B1 | | Banner w/ Seal - see sign type for details | Strap | Light Pole | None | |
| | UD | 195 | UX-B2 | | Banner w/ Message - see sign type for details | Strap | Light Pole | None | |
| Revised 12-19-17 | UD | 196 | UX-W3 | 1a 2a 3a 4a 5a 6a 7a 1b 2b 3b 4b 5b 6b 7b | [up] Fisher House Research Office Building West & ROB Docks [logo 2] | Base | Soil | Internal | |
| Revised 12-19-17 | UD | 197 | UX-W2 | 1a 2a 3a 4a 5a 1b 2b 3b 4b 5b | [up] Fisher House Research Office Bldg West & ROB Docks [logo 2] [up] Allequippa Street [logo 2] | Anchor | Stone | Internal | |
| | UD | 198 | UX-B1 | | Banner w/ Seal - see sign type for details | Strap | Light Pole | None | |
| | UD | 199 | UX-B2 | | Banner w/ Message - see sign type for details | Strap | Light Pole | None | |
| Revised 12-19-17 | UD | 200 | UX-W2 | 1a 2a 3a 4a 5a 1b 2b 3b 4b 5b | [up] Fisher House Research Office Bldg West & ROB Docks [logo 2] [up] Allequippa Street [logo 2] | Anchor | Stone | Internal | |
| | UD | 201 | UX-B1 | | Banner w/ Seal - see sign type for details | Strap | Light Pole | None | |
| | UD | 202 | UX-B2 | | Banner w/ Message - see sign type for details | Strap | Light Pole | None | |
| | UD | 203 | UX-B1 | | Banner w/ Seal - see sign type for details | Strap | Light Pole | None | |
| | UD | 204 | UX-B2 | | Banner w/ Message - see sign type for details | Strap | Light Pole | None | |

| REVISION | LOCATION | SIGN NO. | SIGN TYPE | COPY LINE | SIGN MESSAGE | INSTALLATION METHOD | INSTALLATION SURFACE | ILLUMINATION | NOTES |
|----------------------------|----------|----------|-----------|--|---|---------------------|----------------------|--------------|-------|
| Removed from Scope 8-05-16 | UD | 205 | Removed | | | | | | |
| Revised 12-19-17 | UD | 206 | UX-I15 | 1 | VA STAFF PARKING | Anchor | Concrete | Internal | |
| Removed from Scope 8-05-16 | UD | 207 | Removed | | | | | | |
| Removed from Scope 8-05-16 | UD | 208 | Removed | | | | | | |
| Revised 12-19-17 | UD | 209 | UX-W2 | 1a 2a 3a 4a 5a 1b 2b 3b 4b 5b | [left] Fisher House Research Office Bldg West & ROB Docks [logo 2] [up] Allequippa Street [logo 2] | Anchor | Stone | Internal | |
| End Message Schedule | | | | | | | | | |