

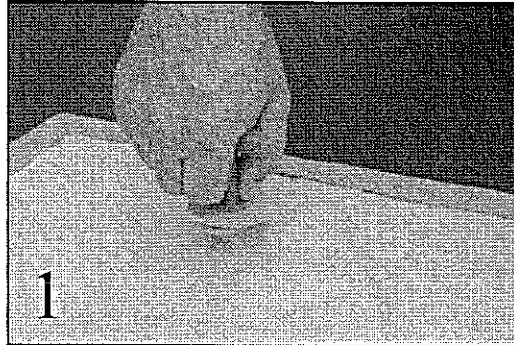
Rotofast Snap-On Anchor

Rotofast Snap-on Anchors are a secure and fast solution for acoustical panel installation. For ceilings or walls, the Rotofast Snap On anchor is the answer.


Installation Instructions




Everything you need to install a panel in 5 EASY STEPS.




Screw Rotofast Snap-On Anchors into the back of the panel using the Rotofast driver tool.




Insert marking plugs into the Snap-On anchors.



Push panel against wall to mark anchor locations.



Screw ratchets to wall at marked locations. (#8 screws recommended)



Firmly push panel onto ratchets to complete installation.

Ask your panel manufacturer or Rotofast representative for recommended anchor locations and quantities per panel.