

ROOF PLAN AREA "C" & "D"

SCALE: 1/16" = 1'-0"

SYMBOL LEGEND

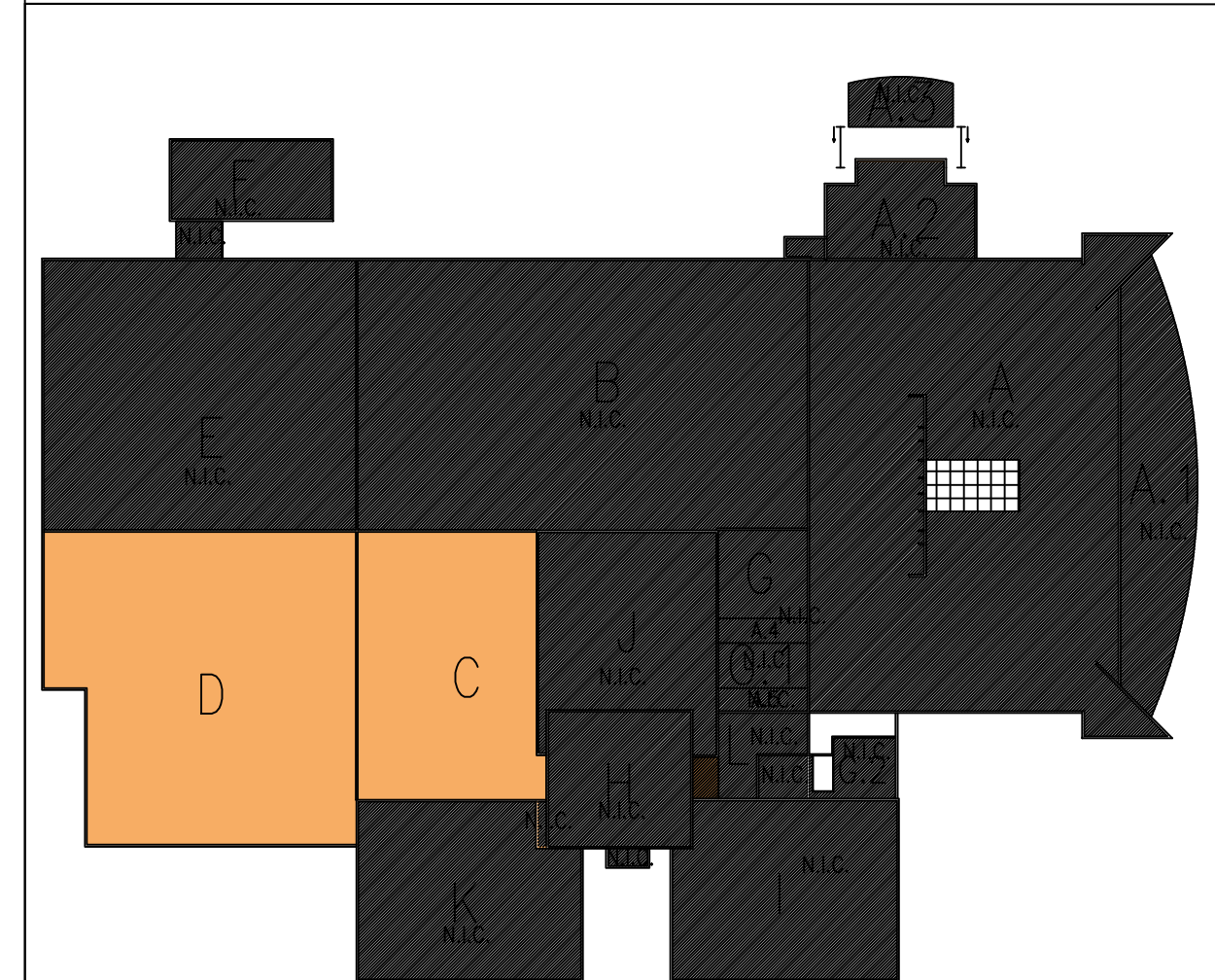
- SUPPORT PIPE
- SOIL STACK
- ⊙ VENT PIPE
- ⊙ HOT PIPE
- OVERFLOW DRAIN
- ROOF DRAIN
- ▢ PITCH POCKET
- CONDUIT
- ELECTRICAL CONDUIT
- GAS CONDUIT
- LIGHTNING CONDUIT
- MOISTURE RELIEF VENT
- ⊙ LIGHTNING ROD (○ DESIGNATES CLASS 2 PROTECTION)
- GROUND ROD
- ▢ HOOK VENT
- ▢ SQUARE VENT
- ▢ VENT ON CURB
- ⊙ EXHAUST UNIT
- ⊙ STANDARD CURB
- ▢ CAPPED CURB
- ▢ SKYLIGHT
- ▢ WOOD SLEEPER
- ▢ BUILT-IN SLEEPER
- ▢ ROOF HATCH
- ▢ CHIMNEY
- ▢ LADDER
- ▢ SATELLITE
- ▢ AIR HANDLING UNIT ON SLEEPERS
- ▢ AIR HANDLING UNIT

NOTE: PENETRATIONS ARE APPROXIMATE IN SIZE AND LOCATION TO BE USED AS REFERENCE POINTS ONLY. PROVIDE LIGHTNING PROTECTION FOR ALL OF THE ABOVE SYMBOLS.

- GENERAL NOTES – THIS SHEET**
1. REMOVE BALLAST FROM SECTIONS C & D.
 2. LIGHTNING PROTECTION TO BE REMOVED AND REINSTALLED.
 3. REMOVE EXISTING MEMBRANE AND ROOFING DOWN TO CONCRETE DECK.
 4. NEW 60 MIL TPO TO BE INSTALLED.
 5. TAPERED POLYISOCYANURATE INSULATION FOR 1/2" FALL IS REQUIRED.
 6. NEW ROOF TO BE MIN R-10 AND MIN. AVERAGE R-33.

FLAG NOTES – THIS SHEET

- 1 ▢ FURNISH & INSTALL



LOCATION KEY – BUILDING 47

BLDG 47 ACA
SCALE: 1/16" = 1'-0"

BY	REVISIONS	DATE

BID DEDUCTS – THIS PROJECT

BASE BID: THE ENTIRE PROJECT
 BID DEDUCT #: THE BASE BID MINUS ROOF "F" AND "A.3"

NOTE: IT IS THE CONTRACTORS RESPONSIBILITY TO FIELD VERIFY ALL MEASUREMENTS AND EXISTING CONDITIONS. CONTRACTOR SHALL NOTIFY COTR OF ANY DISCREPANCIES IN WRITING BEFORE STARTING WORK IN SPECIFIC AREA.

"CONFIDENTIAL": THESE DRAWINGS MUST BE RETURNED TO FACILITIES MANAGEMENT SERVICE, PROJECT SECTION, UPON COMPLETION, OR FINAL USE BY THE CONTRACTOR FOR BIDDING PURPOSES.

ASBESTOS WARNING: ASBESTOS CONTAINING BUILDING MATERIALS (ACBM) ARE PRESENT THROUGHOUT THE FACILITY. IF CONTRACTORS FIND ACBM, OR SUSPECT FINDING ACBM, THEY SHALL IMMEDIATELY STOP WORK AND CONTACT THE PROJECT COTR.

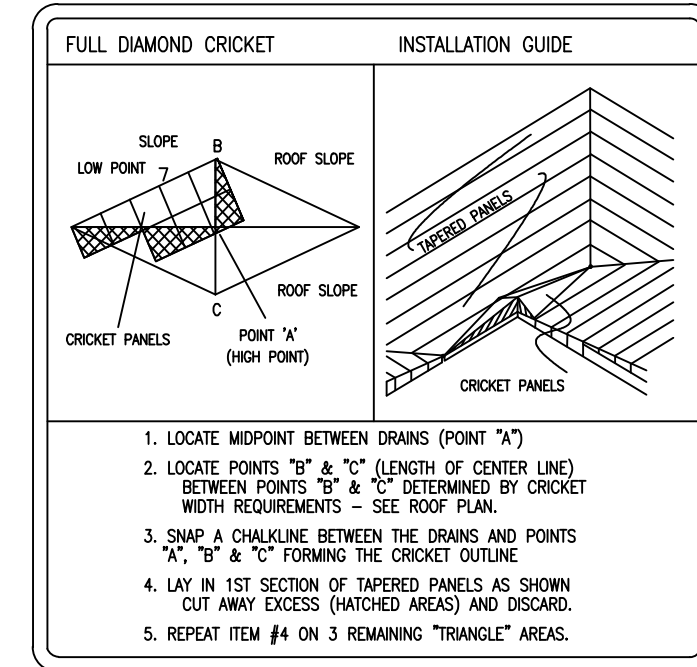
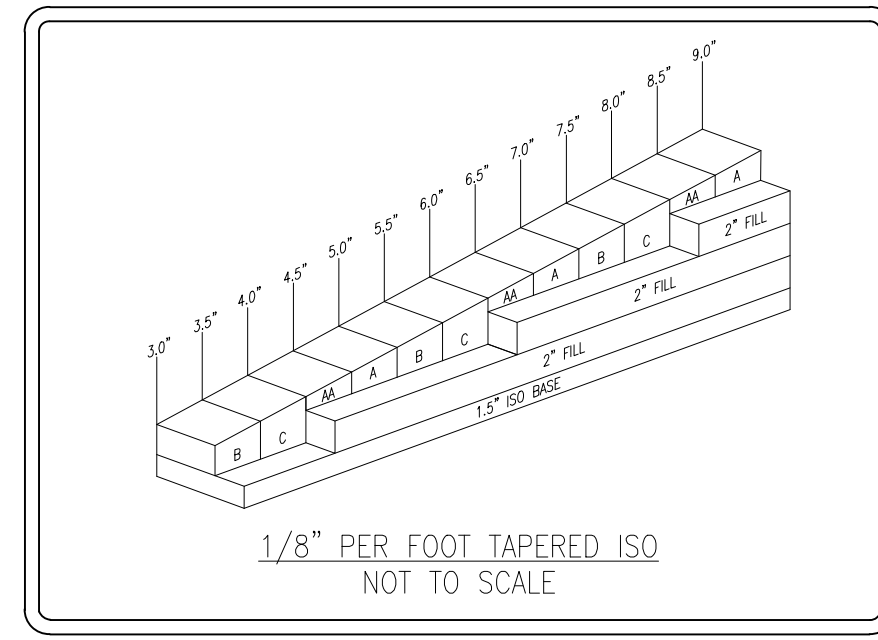
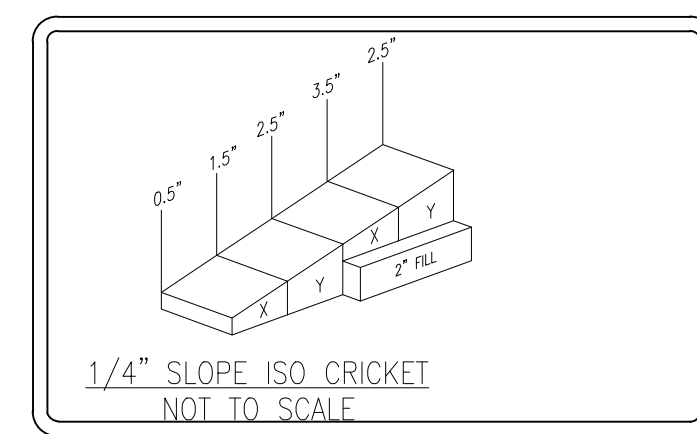
SCALING NOTES: FULL SIZE V.A. "E" SHEETS (SCALE AS INDICATED) AND HALF SIZE V.A. "D" SHEETS (1/2 THE SCALE INDICATED LETTER SIZE DRAWINGS ARE NOT TO SCALE)

GENERAL NOTE: CONTRACTORS AND ARCHITECT/ENGINEERING FIRMS ARE RESPONSIBLE FOR THE FIELD VERIFICATION OF ALL EXISTING CONDITIONS.

Project Title
REPLACE ROOF AREAS "C" & "D"

Drawing Title ROOF PLAN		
Building Number ACA	Checked MSC	Drawn MSC
Location ASHEVILLE, NC		

Date FEBRUARY 2018	
Project No. 637-18-147	
DRAWING NO. A1	
Dwg 2 Of 3	



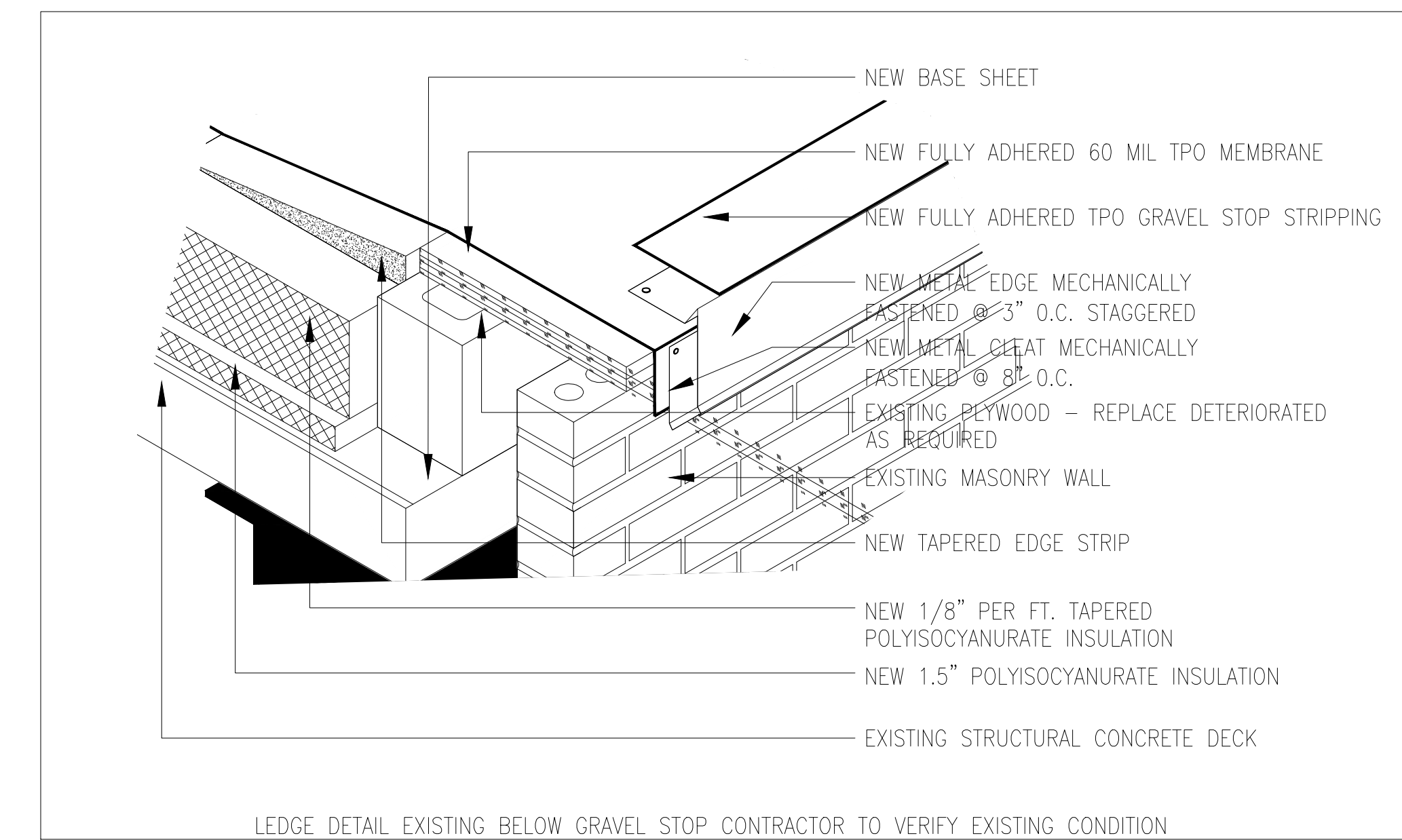
NOTES:

1. ALL TAPERED & FLAT INSULATION FILL SHALL BE POLYISOCYANURATE
2. CONTRACTOR TO INSTALL 1/4" SOUPWARE CRICKETS AT ALL ROOF CURVES EXCEEDING 12" WISE TO PROMOTE POSITIVE DRAINAGE
3. CONTRACTOR TO TRANSITION PERIMETER CONDITIONS AS REQUIRED
4. CONTRACTOR TO PROVIDE TAPERED EDGE ROOF SLOPS AT ALL DRAINS AND THRU WALL SCOPPERS AS REQUIRED

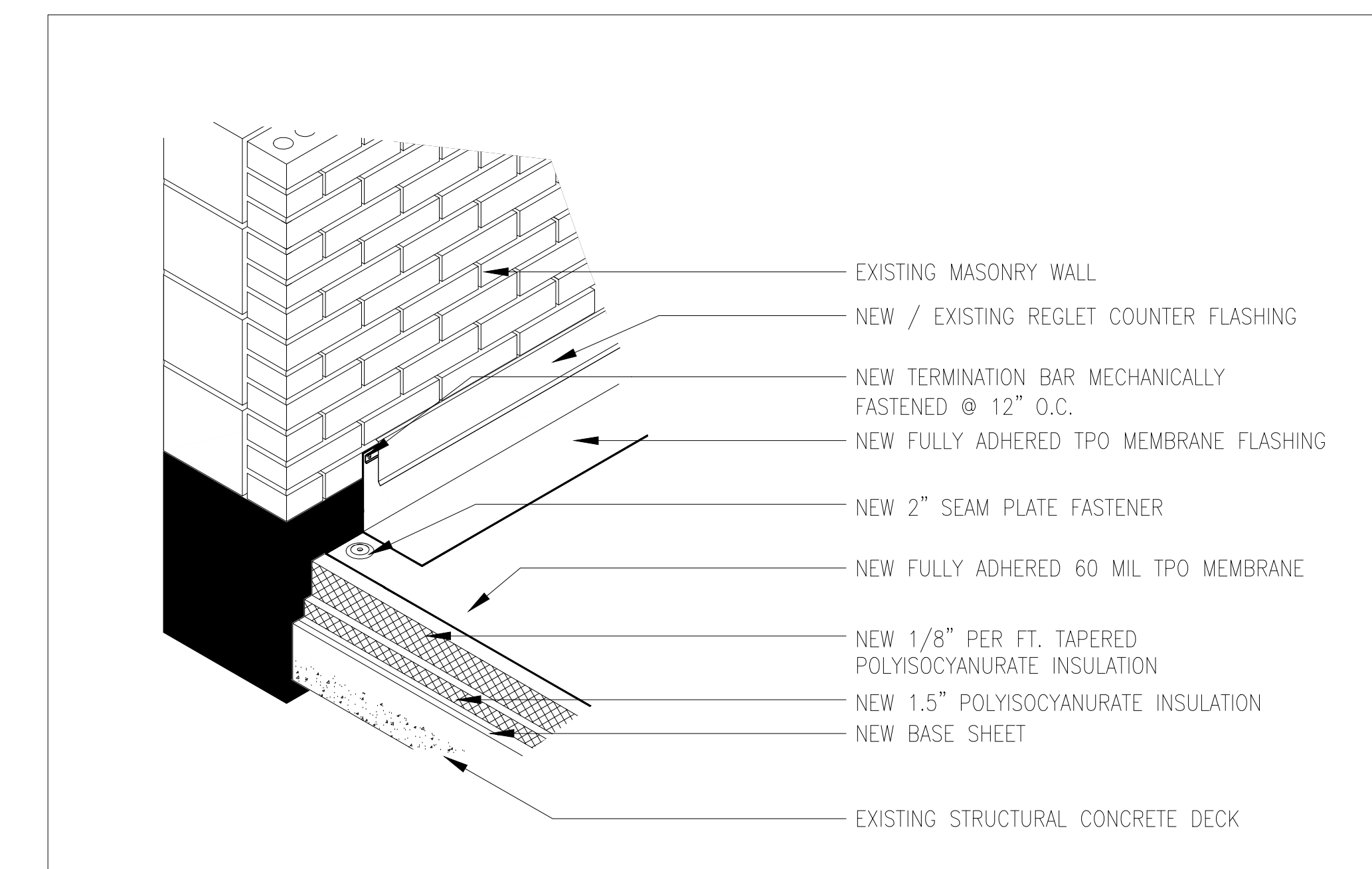
PANEL SCHEDULE				
PANEL	TYPE	THICKNESS	SIZE	SLOPE
AA	TAPERED	0.50"-1.0"	4' x 4'	1/8" / FT
A	TAPERED	1.0"-1.50"	4' x 4'	1/8" / FT
B	TAPERED	1.50"-2.0"	4' x 4'	1/8" / FT
C	TAPERED	2.0"-2.5"	4' x 4'	1/8" / FT
X	CRICKET	0.50"-1.50"	4' x 4'	1/4" / FT.
Y	CRICKET	1.50"-2.50"	4' x 4'	1/4" / FT.
1.5"	POLYISO BASE	1.5"	4' x 4'	NA
2.0"	POLYISO FILL	2.0"	4' x 4'	NA

TAPERED INSULATION DETAILS

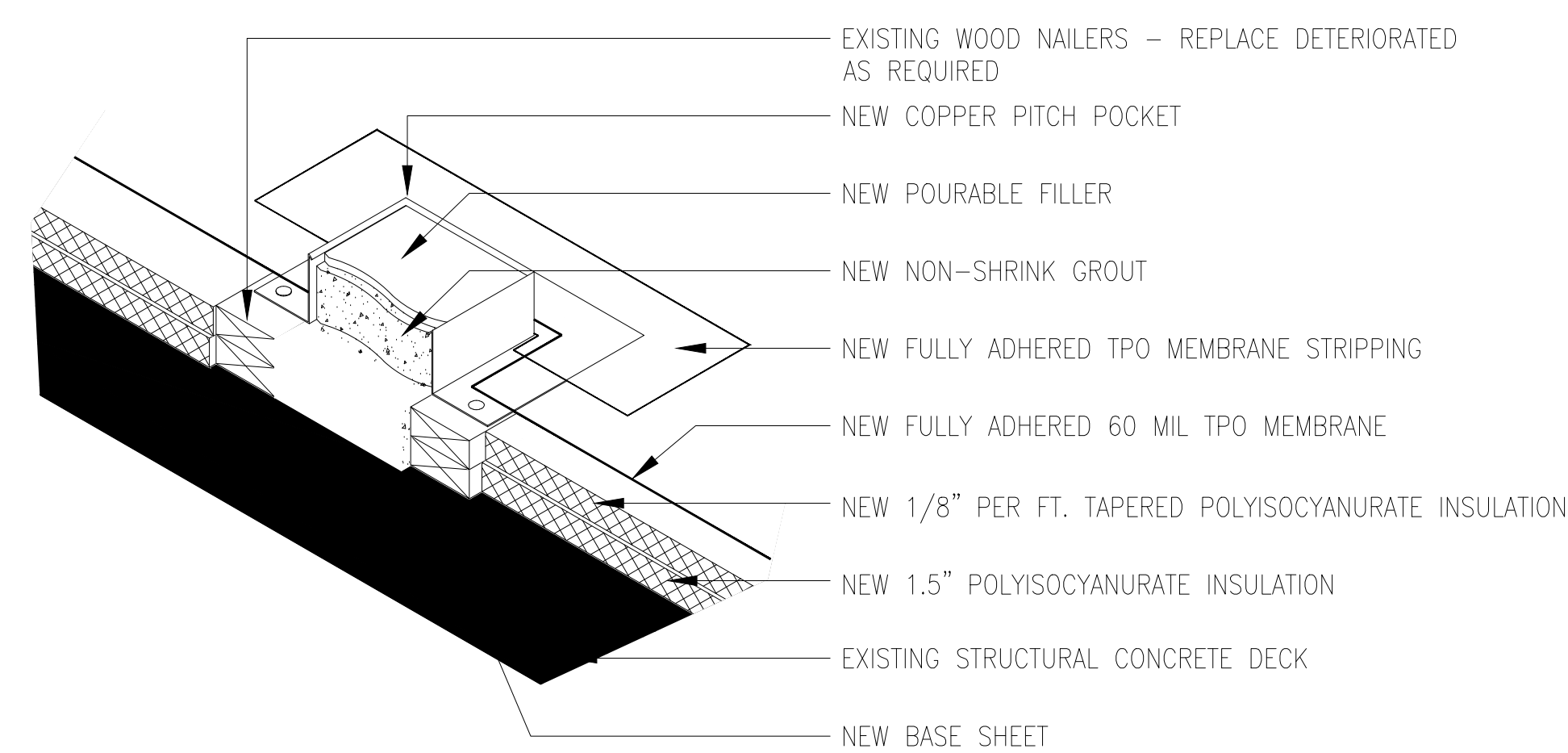
SCALE: NONE



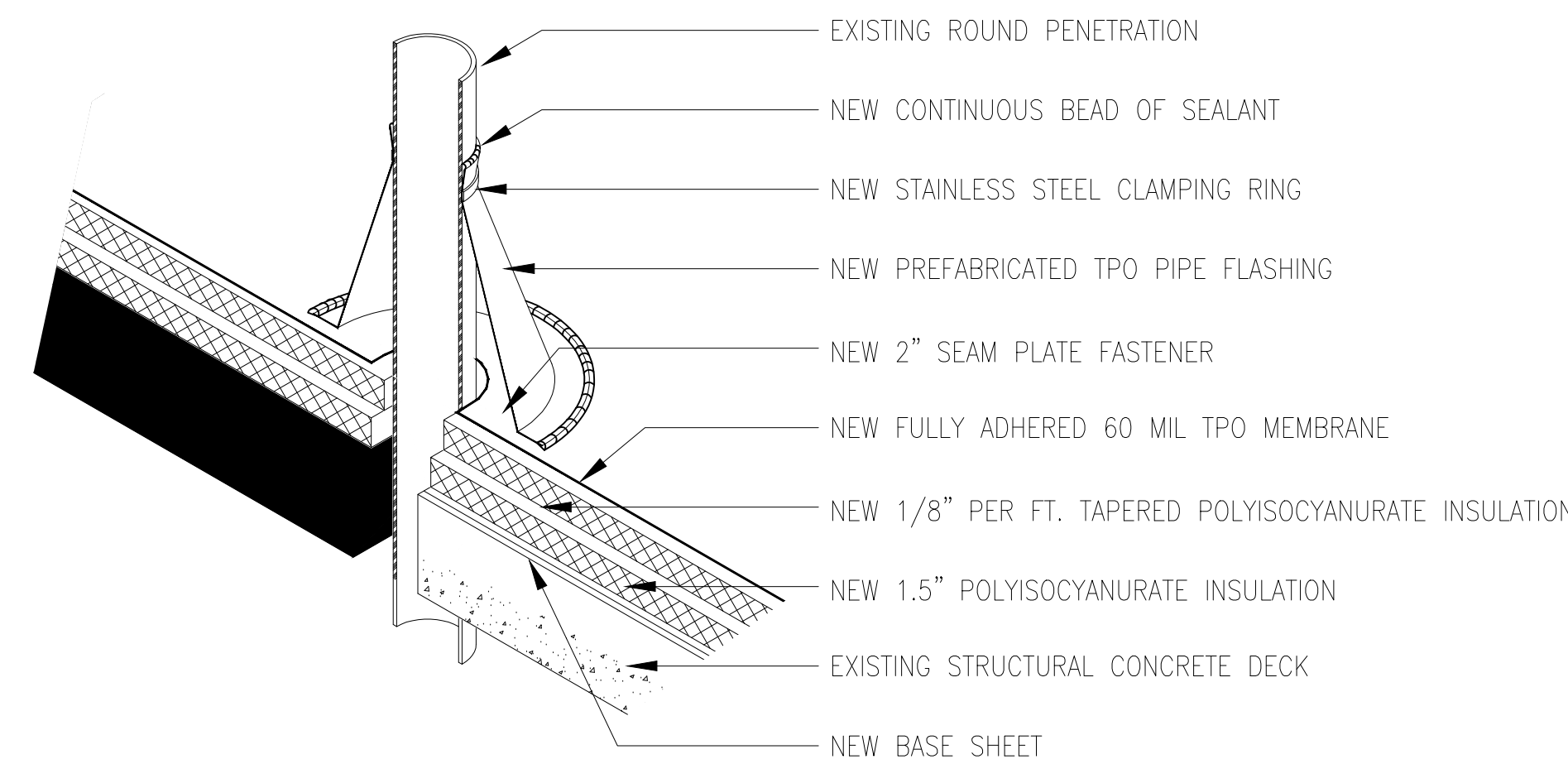
05 Metal Edge
Scale: None



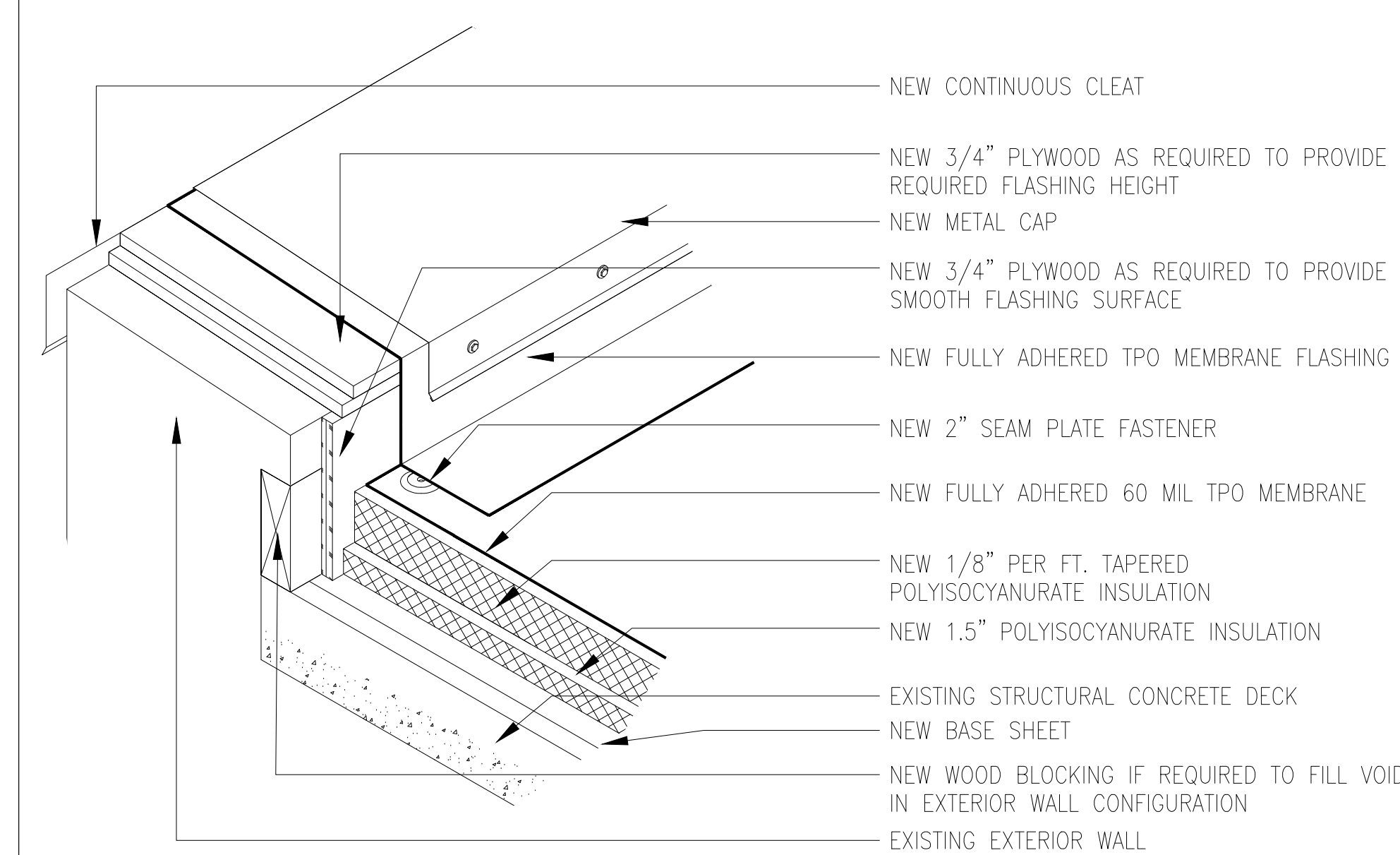
04 Wall Flashing
Scale: None



Pitch Pocket
Scale: None



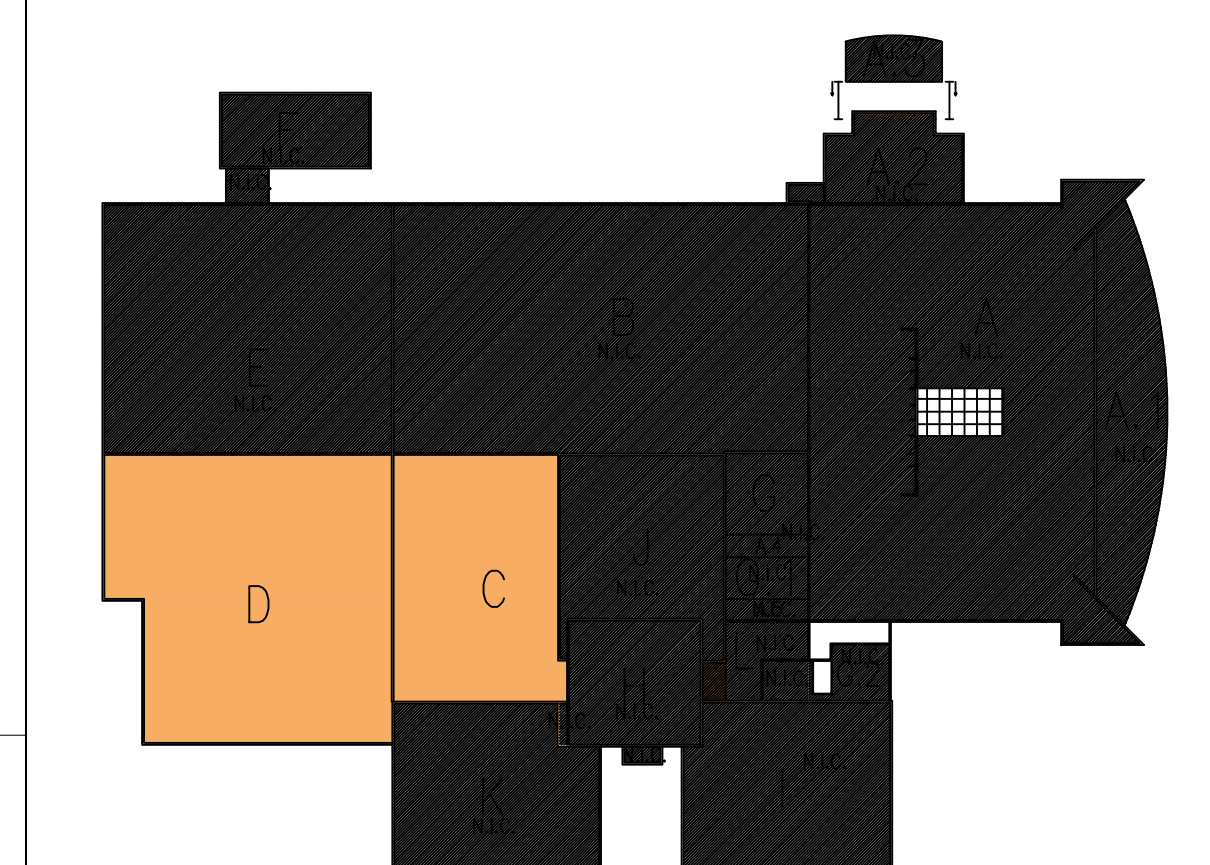
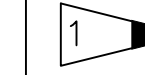
Round Penetration (Pre-Fab Boot)
Scale: None



Parapet Wall w/ Metal Cap
Scale: None

- GENERAL NOTES – THIS SHEET**
1. ANY ASBESTOS FOUND IS NOT TO BE DISTURBED. IT IS TO BE ENCAPSULATED IN PLACE.
 2. ALL FASTENING, TERMINATIONS AND FLASHING ARE TO BE DONE ACCORDING TO MANUFACTURER'S RECOMMENDATION.
 3. FLASHING COLOR TO MATCH EXISTING.
 4. CONTRACTOR RESPONSIBLE FOR FIELD VERIFYING ALL DIMENSIONS AND EQUIPMENT LOCATIONS.
 5. CONTRACTOR TO FOLLOW PROJECT SPECIFICATIONS/VA MASTER SPECIFICATIONS AND DRAWINGS.

FLAG NOTES – THIS SHEET



LOCATION KEY – BUILDING 47

TITLE
SCALE:

BY	REVISIONS	DATE

"CONFIDENTIAL: THESE DRAWINGS MUST BE RETURNED TO FACILITIES MANAGEMENT SERVICE, PROJECT SECTION, UPON COMPLETION, OR FINAL USE BY THE CONTRACTOR FOR BIDDING PURPOSES.

ASBESTOS WARNING: ASBESTOS CONTAINING BUILDING MATERIALS (ACBM) ARE PRESENT THROUGHOUT THE FACILITY. IF CONTRACTORS FIND ACBM, OR SUSPECT FINDING ACBM, THEY SHALL IMMEDIATELY STOP WORK AND CONTACT THE PROJECT CO. TR.

SCALING NOTES: FULL SIZE V.A. "E" SHEETS (SCALE AS INDICATED) AND HALF SIZE V.A. "D" SHEETS (1/2 THE SCALE INDICATED LETTER SIZE DRAWINGS ARE NOT TO SCALE)

GENERAL NOTE: CONTRACTORS AND ARCHITECT/ENGINEERING FIRMS ARE RESPONSIBLE FOR THE FIELD VERIFICATION OF ALL EXISTING CONDITIONS.

Project Title
REPLACE ROOF ACA & BLDG 62

Drawing Title
ROOF DETAILS

Building Number
47 & 62

Checked
MSC

Drawn
MSC

Location
ASHEVILLE, NC

Date
DECEMBER 2016

Project No.
637-17-101

DRAWING NO.
A3

Dwg 4 Of 4

