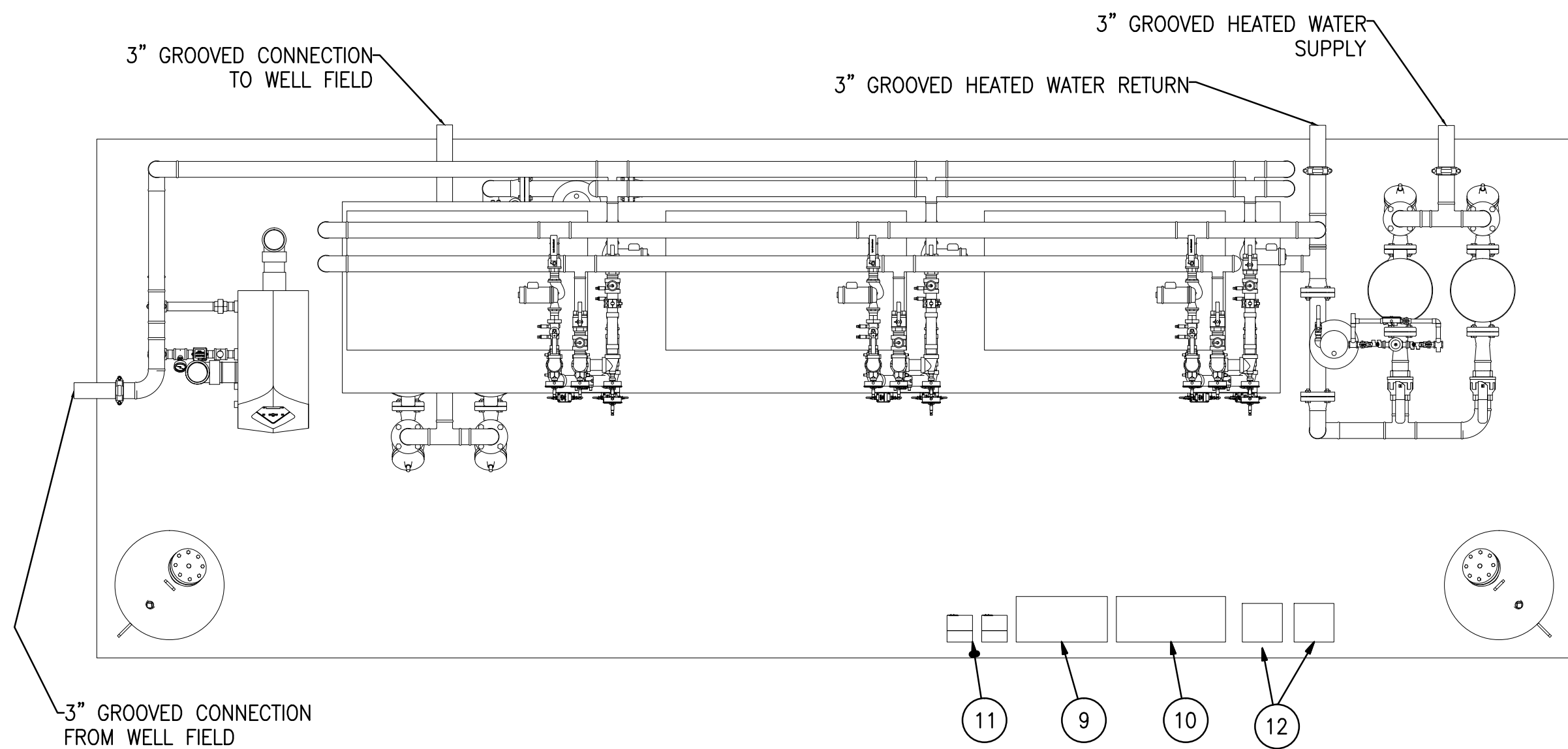


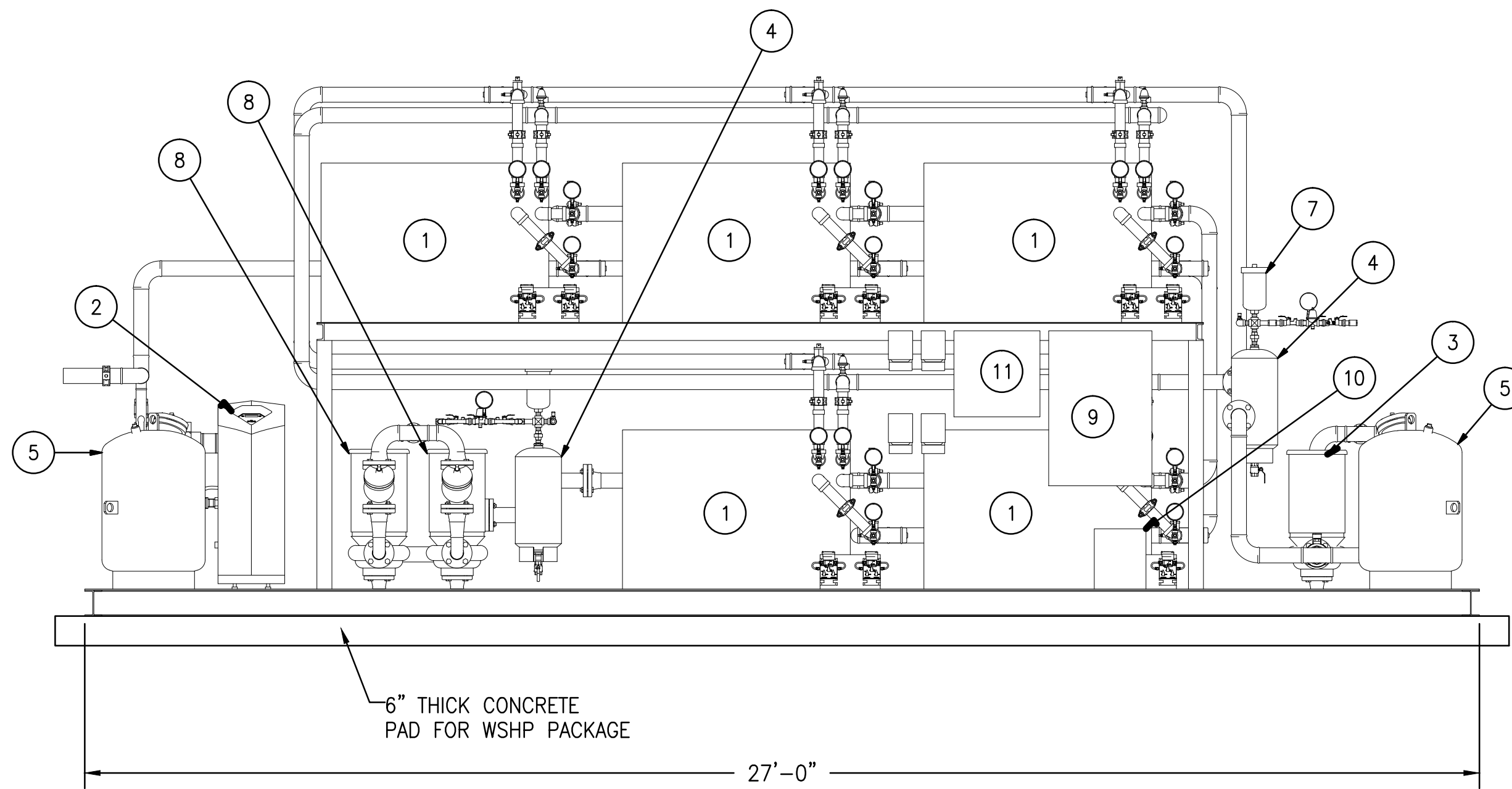
three inches = one foot
one and one half inches = one foot
one inch = one foot
three quarters inch = one foot
one half inch = one foot
three eighths inch = one foot
one quarter inch = one foot
one eighth inch = one foot

NOTE:
BASE BID:
AIR HANDLER AHU1
AIR HANDLER AHU2
WATER SOURCE HEAT PUMP WSH1-5 PACKAGE
ENERGY RECOVERY UNIT ERV1
ENERGY RECOVERY UNIT ERV2
CHILLER
VAV1-57
PUMP P1, P2, P3
GEOTHERMAL LOOP

BID ITEM 002:
AIR HANDLER AHU1
AIR HANDLER AHU2
WATER SOURCE HEAT PUMP WSH1-5 PACKAGE
ENERGY RECOVERY UNIT ERV1
ENERGY RECOVERY UNIT ERV2
CHILLER
VAV1-57
PUMP P1, P2, P4
BOILER B-1
COOLING TOWER CT

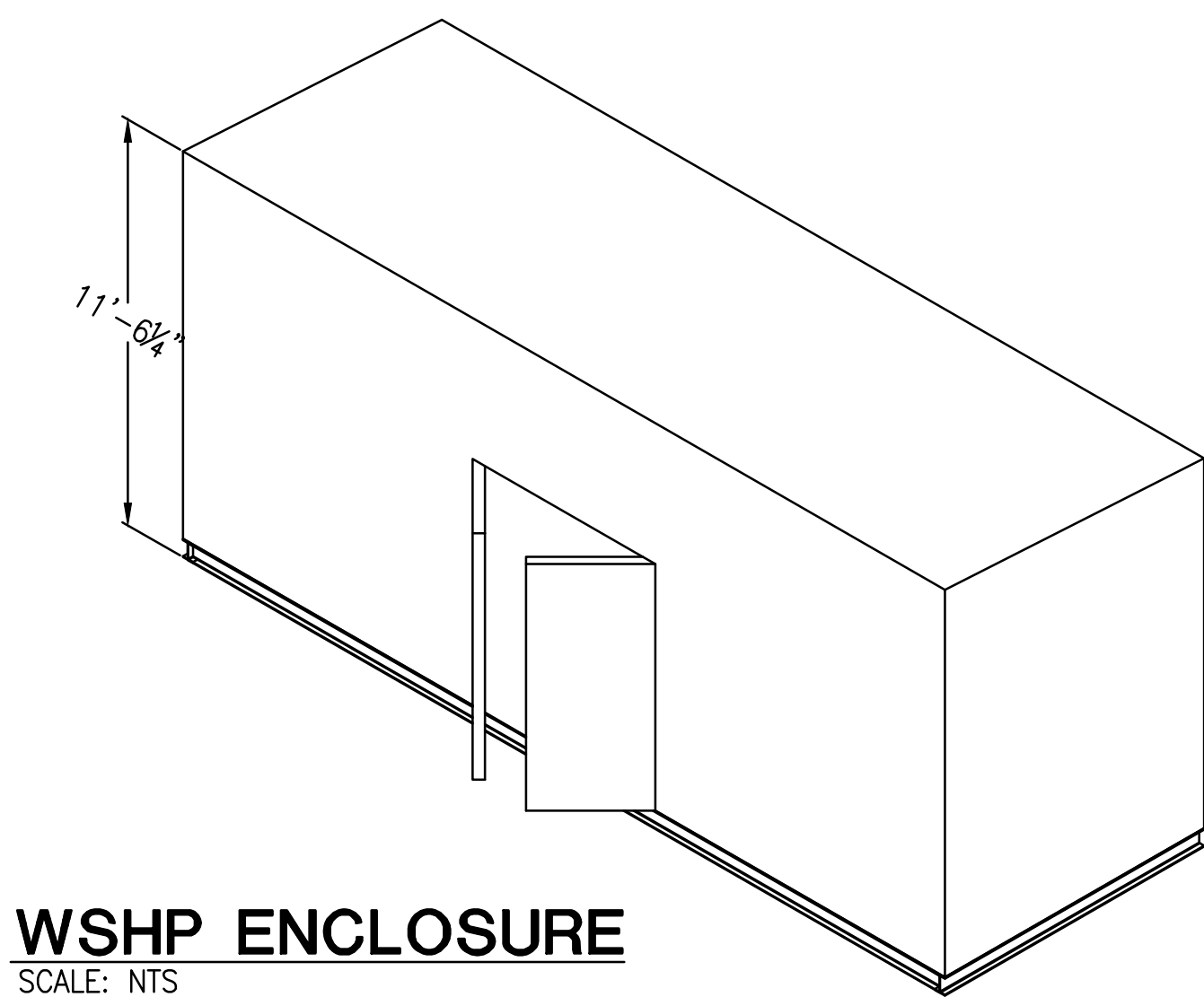


WSHP PACKAGE PLAN VIEW
SCALE: NTS



WSHP PACKAGE SIDE ELEVATION
SCALE: NTS

NOTE:
WSHP ENCLOSURE TO BE PROVIDED BY MANUFACTURER OF PACKAGE

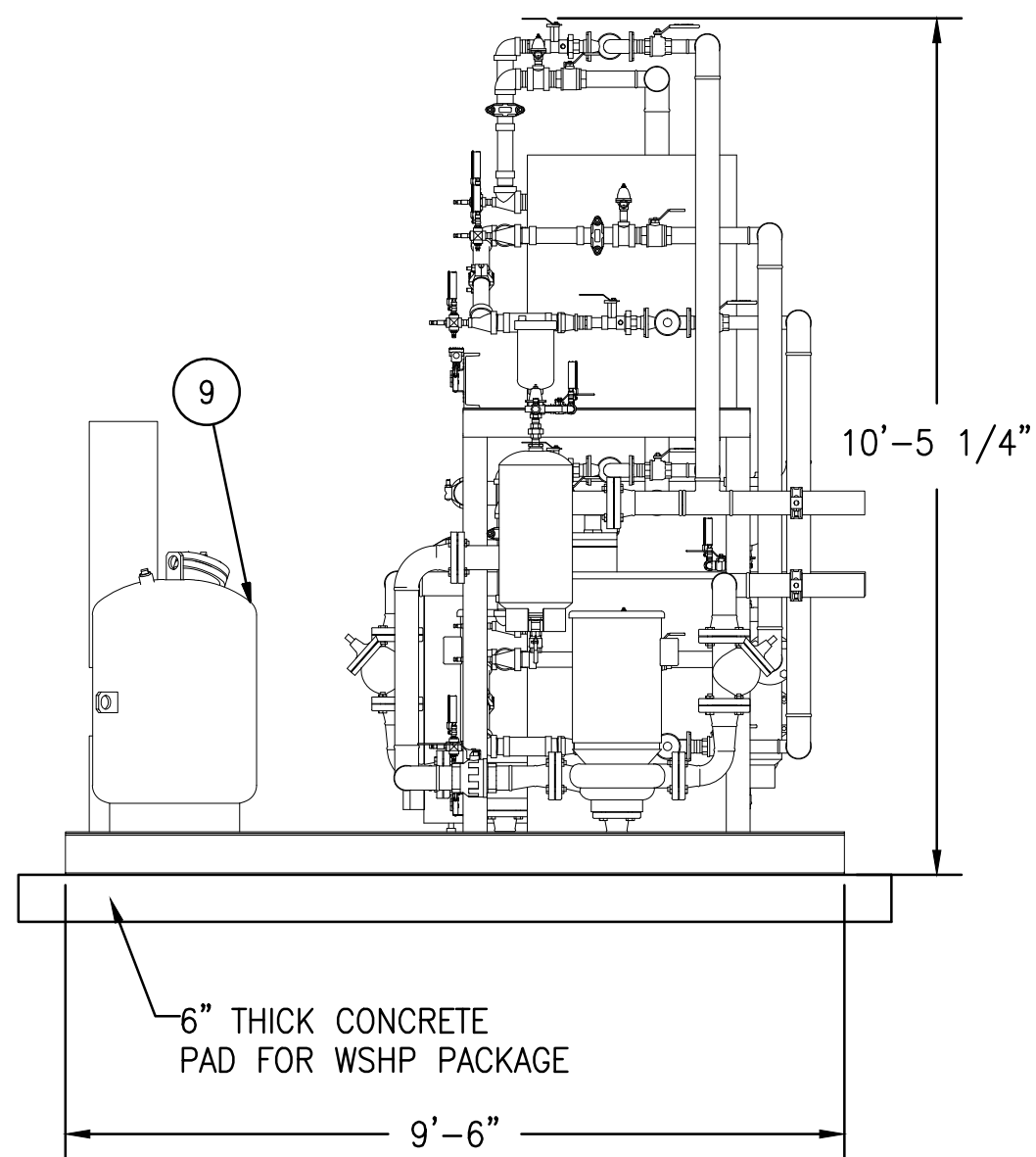


WSHP ENCLOSURE
SCALE: NTS

BASIS OF DESIGN. PROVIDE INDICATED EQUIPMENT OR EQUIPMENT OF EQUAL PERFORMANCE, CAPACITY AND QUALITY.

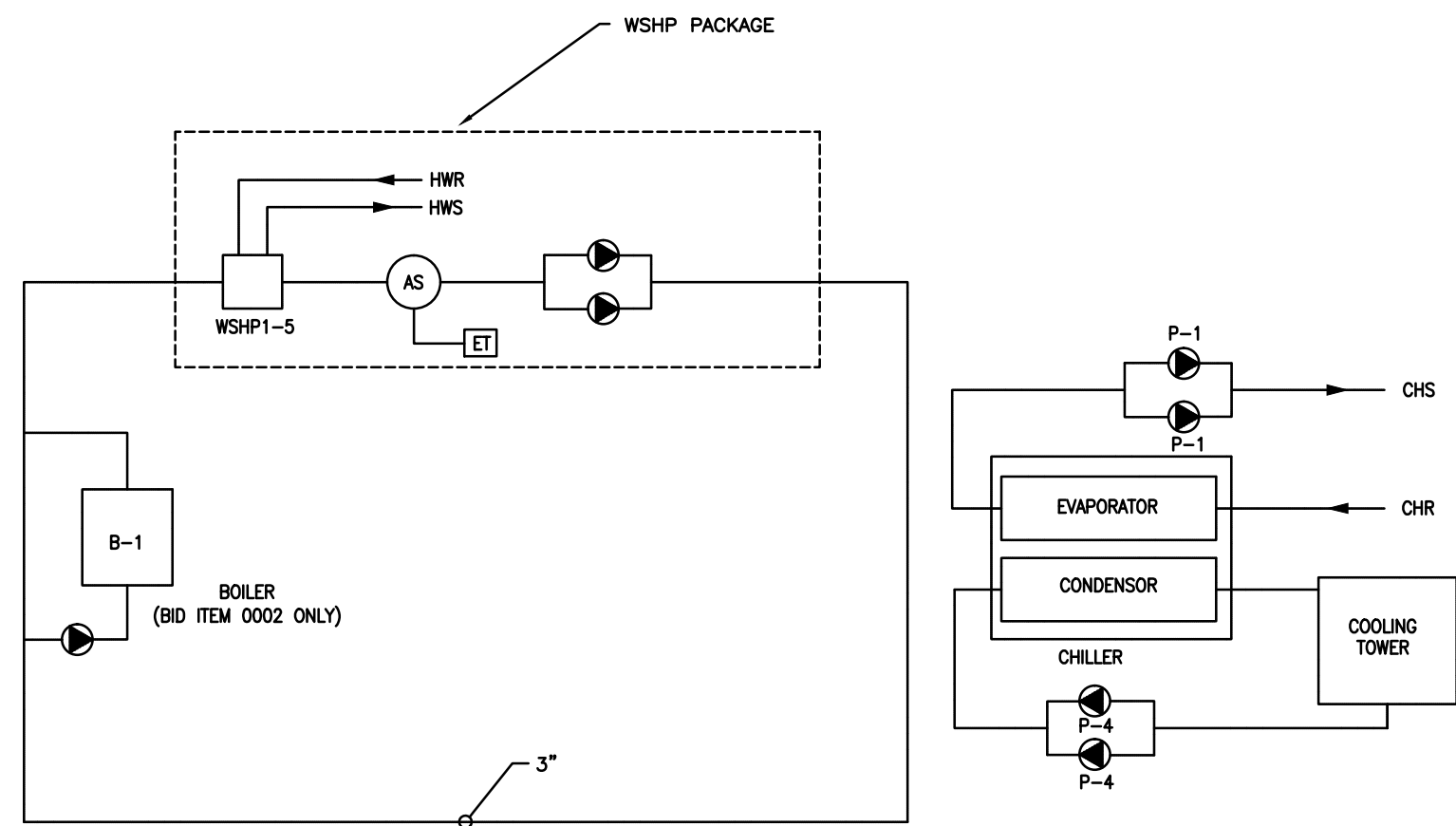
ITEM	QTY	DESCRIPTION
1	5	CLIMATE MASTER TMW036 WSHP
2	1	LOCHINVAR KBN 106 BOILER
3	4	B&G MODEL 80 1.5x1.5x7B 1.5HP 145
4	3	B&G MODEL RL-2 AIR SEPARATOR
5	3	B&G SERIES D60V DIAPHRAGM TANK
6	2	SERIES 80 1.5x1.5x9.5 143 FRAME 1HP
7	3	B&G MODEL 107A AIR VENT
8	2	SERIES 80 1.5x1.5x9.5 184 FRAME 5HP
9	1	LOAD CENTER
10	1	TRANSFORMER
11	1	SPP LOAD CENTER
12	2	ALTIVAR 212 VFD, 5HP, 3/60/480
13	4	ALTIVAR 212 VFD, 1.5HP, 3/60/480

* BID ITEM 0002 ONLY

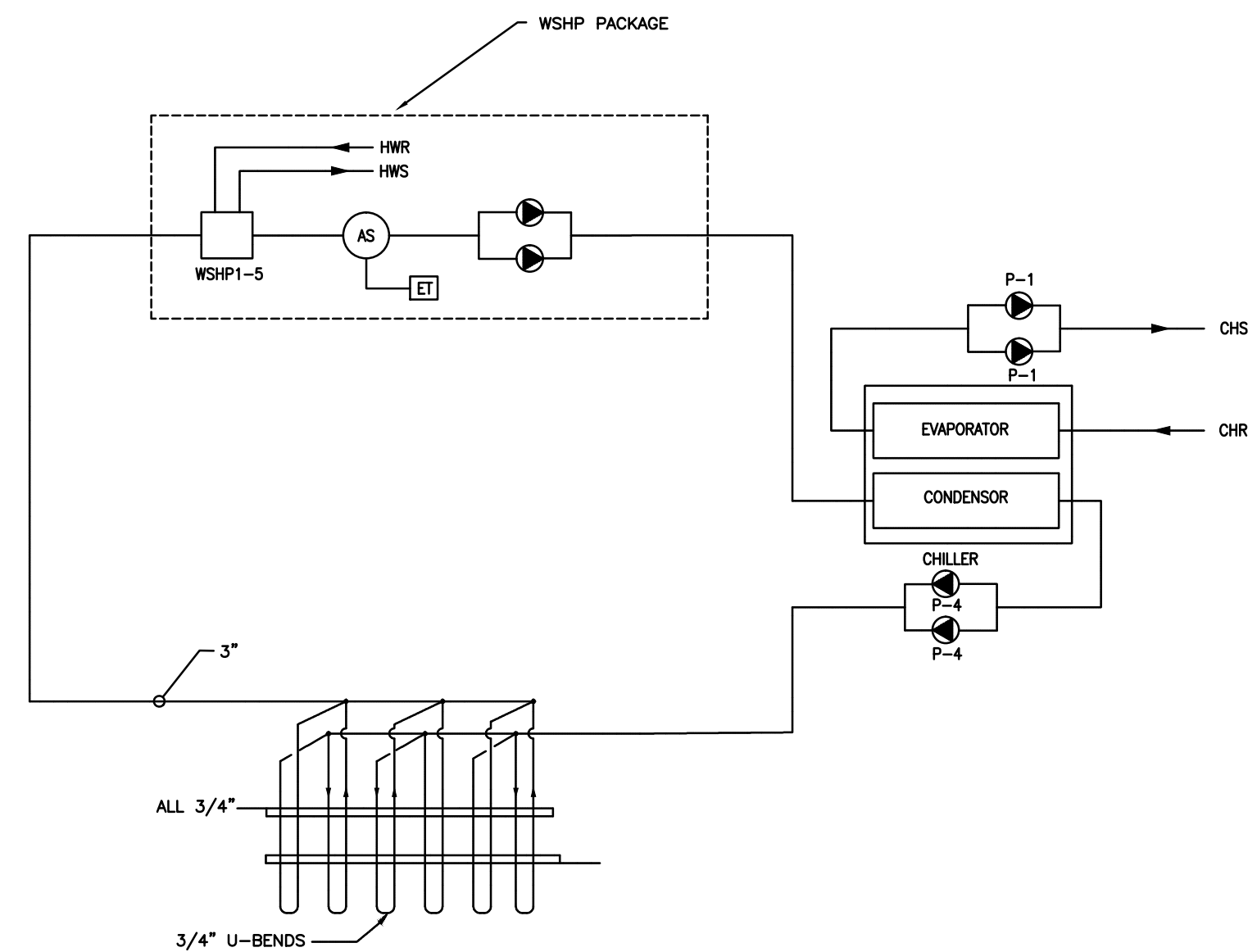


WSHP PACKAGE END ELEVATION
SCALE: NTS

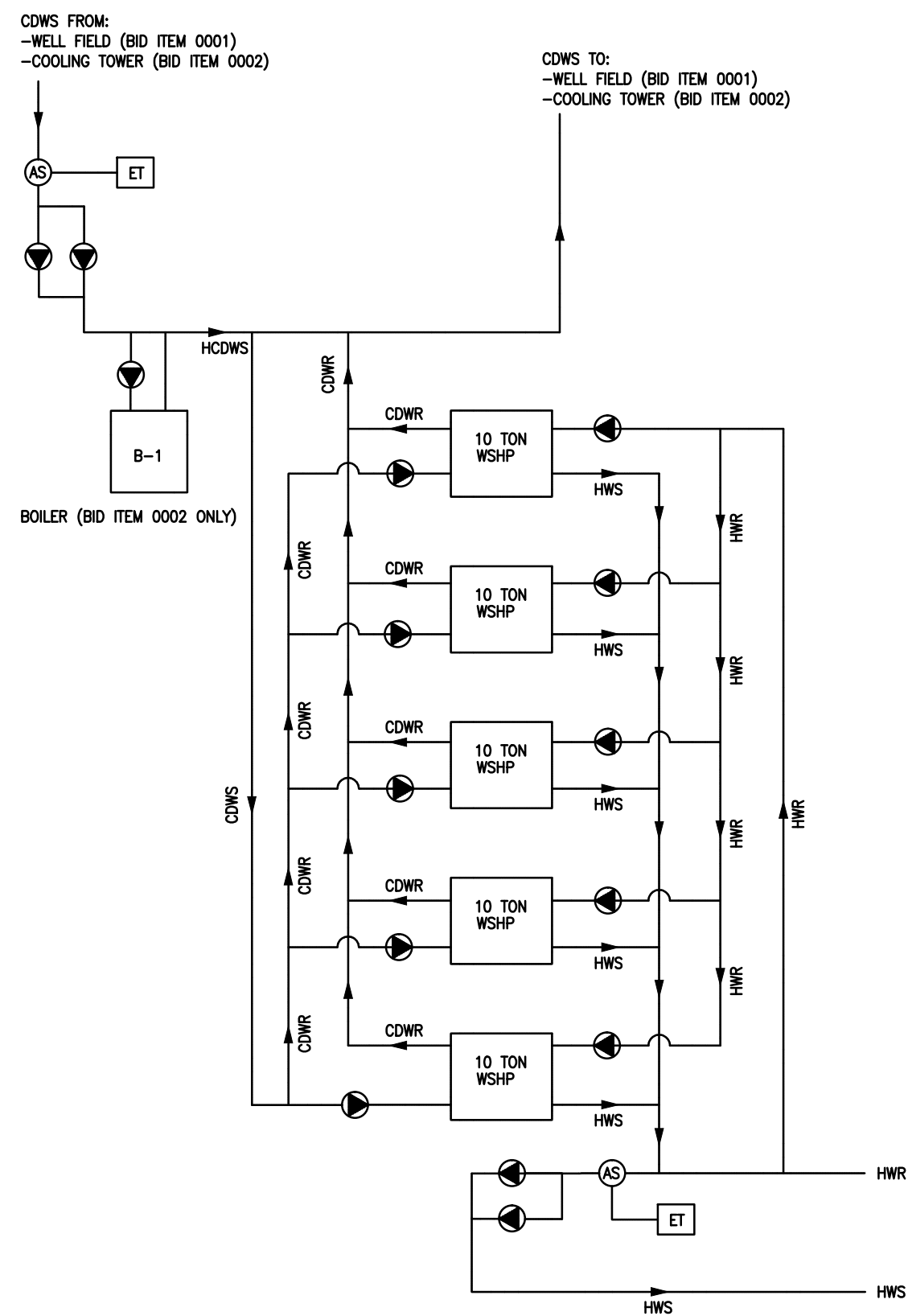
1
MH006
WSHP PACKAGE DETAILS
SCALE: NTS



2
MH006
BID OPTION SYSTEM PIPING DIAGRAM
SCALE: NTS



3
MH006
BASE BID PIPING DIAGRAM
SCALE: NTS



4
MH006
WSHP PACKAGE PIPING DIAGRAM
SCALE: NTS
ALL EQUIPMENT IN THIS DRAWING SHALL BE INCLUDED IN WATER TO WATER HEAT PUMP PACKAGE

CONSULTANTS:		ARCHITECT/ENGINEERS:		Drawing Title HVAC RISER DIAGRAM AND DETAILS		Project Title PANAMA CITY JOINT OUTPATIENT CLINIC VA GULF COAST HEALTH CARE		Project Number 520-326		Office of Construction and Facilities Management Department of Veterans Affairs			
CIVIL: KIMMETH HORNE & ASSOCIATES 7201 NORTH 6TH AVENUE, STE. 8 PENSACOLA, FLORIDA 32504 PH (850) 471-9005 FX (850) 471-0095		COM/IDS: SCHMITT CONSULTING GROUP, INC. 40 S. PALAFOX PLACE, STE. 300 PENSACOLA, FLORIDA 32502 PH (850) 438-0050 FX (850) 432-8551		SURVEYORS: RGT TECHNOLOGIES, INC. 10401 HIGHLAND MANOR DRIVE, SUITE 120 TAMPA, FLORIDA 33610 PH (813) 740-2300		Location PANAMA CITY, FLORIDA		Building Number -				Drawing Number MH006 Dwg. 7 of 13	
LANDSCAPE ARCHITECT: CSA GROUP, INC. 6300 PICCADILLY SQUARE DRIVE MOBILE, ALABAMA 36609 PH (251) 344-4033 FX (251) 344-4052		ARCHITECTURE: BULLOCK TOE ASSOCIATES, INC. 808 EAST CERVANTES STREET PENSACOLA, FL 32501 PH (850) 438-5444 FX (850) 432-8208		RES DESIGN/BUILD LLC No. 29795		Date 16 APRIL 2012		Checked RL				Drawn TF	

VA FORM 08-6231

FINAL SUBMISSION