

POWER DEMOLITION GENERAL NOTES

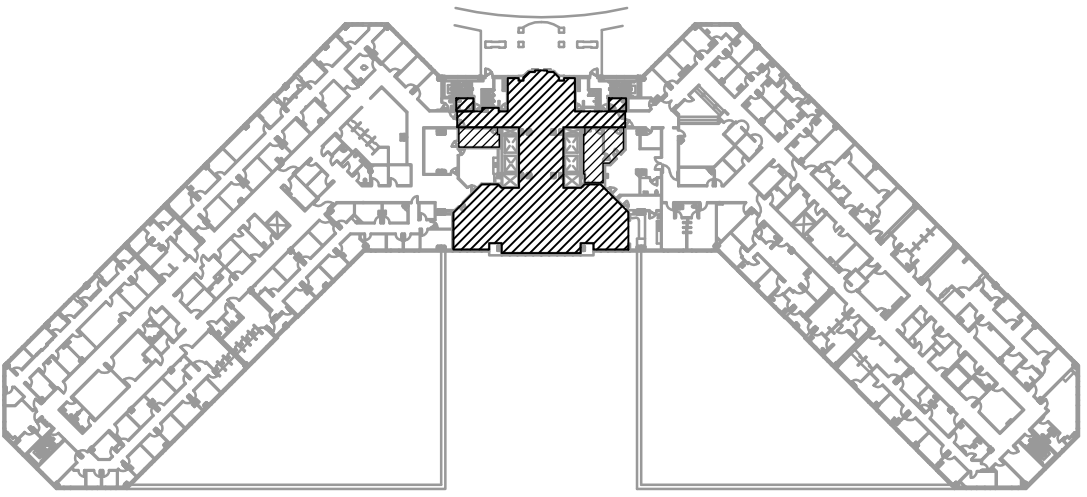
- A. ANY INTERRUPTION OF CIRCUITING TO AREAS NOT BEING REMODELED SHALL BE INTERCEPTED AT A LOCATION THAT DOES NOT INTERFERE WITH NEW CONSTRUCTION. HOMERUN CIRCUITING FOR THESE INTERRUPTED CIRCUITS IS TO BE NEW WIRING. ALL CIRCUITS THAT ARE SHARED WITH DEVICES OUTSIDE THE AREA OF DEMOLITION SHALL REMAIN POWERED AND SHALL BE RECONNECTED TO THE EXISTING ASSOCIATED PANELS FEEDING THESE ITEMS. AFTER REMOVAL, ALL CONTINUITY IS TO BE CHECKED FOR ALL LIGHTS, OUTLETS, COMM/DATA OUTLETS, FIRE ALARM DEVICES IN THE AREAS NOT BEING REMODELED TO ENSURE PROPER FUNCTIONING.
- B. WHERE SOURCE OF SUPPLY IS A PANEL BOARD, RE-LABEL PROTECTIVE DEVICE AS "SPARE". AFTER DEMOLITION IS COMPLETE, SUBMIT REVISED PANEL BOARD SCHEDULES INDICATING "SPARES" TO OWNER AND ENGINEER.
- C. ALL ELECTRICAL DEVICES, LIGHTING FIXTURES, PA SYSTEM DEVICES, ETC. REMOVED AND NOT REUSED AND/OR INDICATED TO BE REMOVED TO OWNERS STORAGE SHALL BECOME THE PROPERTY OF THE OWNER. THE OWNER SHALL HAVE THE FIRST CHOICE TO ACCEPT EXISTING DEVICES BEING REMOVED. IF THE OWNER ELECTS NOT TO RETAIN FIXTURES, ELECTRICAL CONTRACTOR SHALL REMOVE FIXTURES FROM JOB SITE AND DISPOSE PROPERLY.
- D. DEMOLITION DRAWINGS ARE BASED ON FIELD OBSERVATION AND EXISTING RECORD DRAWINGS. REPORT DISCREPANCIES TO OWNER BEFORE DISTURBING EXISTING INSTALLATION. CONTRACTOR SHALL COORDINATE WITH OWNER FOR ANY HIDDEN/UNFORESEEN WORK FOUND AFTER COMMENCEMENT OF WORK, THAT NEEDS TO BE REWORKED/RELOCATED TO COMPLETE NEW WORK.
- E. DO NOT CUT LABELS OFF OF WAP DEVICES WIRES. THE LABELS IDENTIFY WHERE THEY ARE WIRED TO. COIL UP AND SECURE. SAME CABLE SHALL BE RE-USED FOR NEW INSTALLATION.
- F. WHERE PIPES, CONDUITS, DUCTWORK, ETC. ARE TO BE REMOVED FROM ANY WALL, FLOOR OR ROOF SYSTEM THAT IS TO REMAIN. THE OPENING SHALL BE INFILLED WITH MATERIALS THAT MATCH THE EXISTING CONSTRUCTION AND RESTORED TO MAINTAIN DESIGNATED FIRE OR SMOKE RATING. NEW PENETRATIONS THRU EXISTING WALLS, FLOORS OR ROOFS SHALL BE FIRE STOPPED TO MATCH EXISTING FIRE RATING.
- G. KIOSKS TO BE REMOVED BY THE VA BEFORE CONSTRUCTION BEGINS.

POWER DEMOLITION KEY NOTES

- 1. REMOVE AND DEMO ALL EXISTING RECEPTACLES. EXISTING JUNCTION BOX AND WIRING TO REMAIN IN-PLACE. ALL THE OUTLETS SHALL BE REPLACE WITH NEW OUTLETS AND FACE PLATES AT SAME LOCATION.
- 2. REMOVE AND DEMO ALL EXISTING DATA/COMMUNICATION OUTLET. EXISTING JUNCTION BOX AND CABLING REMAIN IN-PLACE.
- 3. REMOVE LINE VOLTAGE WIRING TO EXISTING AUTOMATIC DOOR OPERATOR AND SECURE IN-PLACE FOR FUTURE USE. REMOVE AND DEMO LOW VOLTAGE WIRING COMPLETELY.
- 4. REMOVE AND DEMO EXISTING POWER/DATA POLE. REMOVE THE WIRING BACK TO SOURCE PANEL. REMOVE THE CONDUIT TO NEAREST JUNCTION BOX OUTSIDE PROJECT AREA.
- 5. RELOCATE OUTLET TO 18" AFF.
- 6. REMOVE AND DEMO FACE PLATES TO ALL DATA OUTLETS. PROVIDE NEW FACE PLATES AT SAME LOCATION.



POWER DEMOLITION PLAN LEGEND

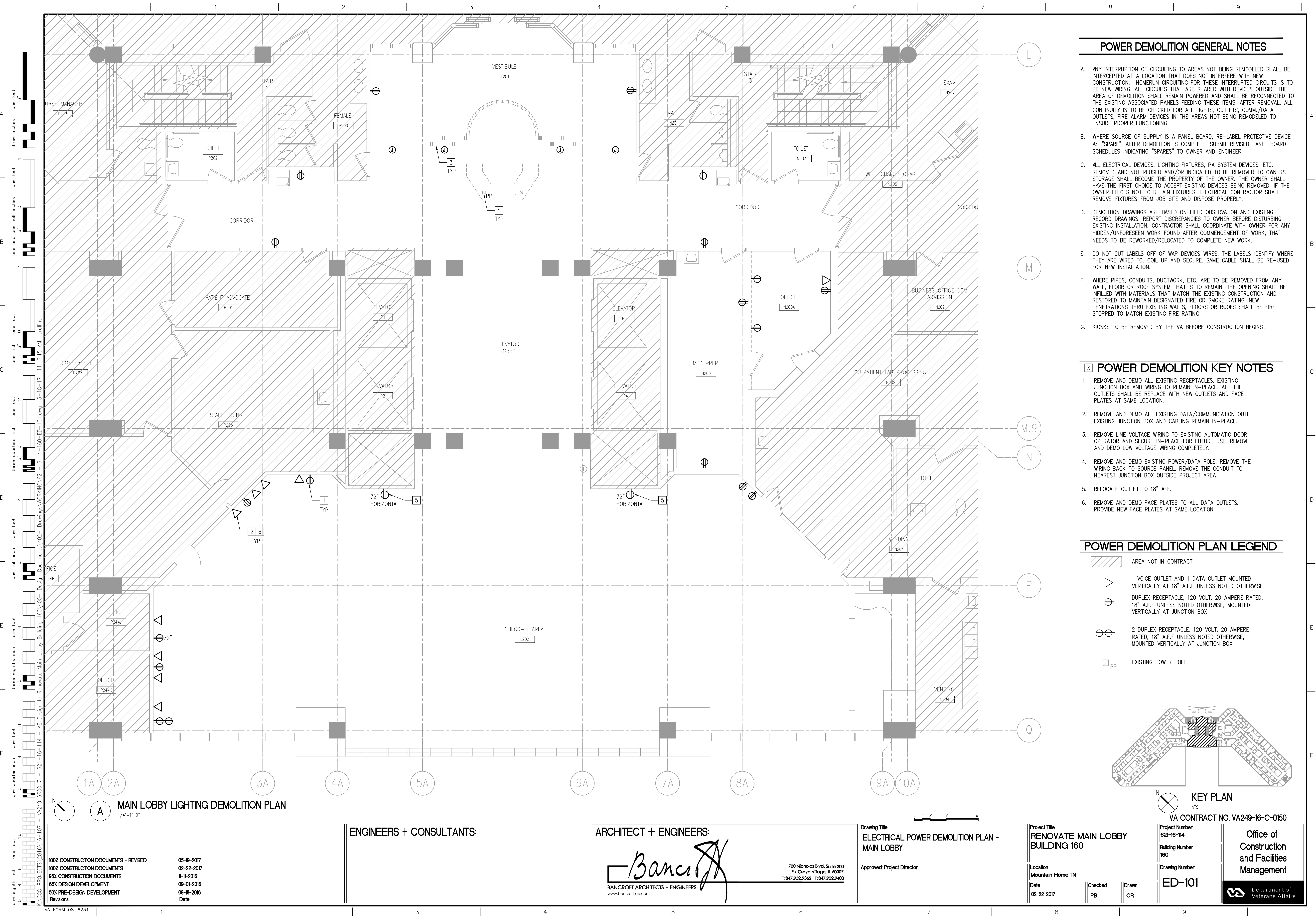
- AREA NOT IN CONTRACT
- 1 VOICE OUTLET AND 1 DATA OUTLET MOUNTED VERTICALLY AT 18" A.F.F UNLESS NOTED OTHERWISE
- DUPLEX RECEPTACLE, 120 VOLT, 20 AMPERE RATED, 18" A.F.F UNLESS NOTED OTHERWISE, MOUNTED VERTICALLY AT JUNCTION BOX
- 2 DUPLEX RECEPTACLE, 120 VOLT, 20 AMPERE RATED, 18" A.F.F UNLESS NOTED OTHERWISE, MOUNTED VERTICALLY AT JUNCTION BOX
- EXISTING POWER POLE



KEY PLAN

VA CONTRACT NO. VA249-16-C-0150

				ENGINEERS + CONSULTANTS:		ARCHITECT + ENGINEERS:		Drawing Title ELECTRICAL POWER DEMOLITION PLAN - MAIN LOBBY		Project Title RENOVATE MAIN LOBBY BUILDING 160		Project Number 621-16-114		Office of Construction and Facilities Management  Department of Veterans Affairs			
						 BANCROFT ARCHITECTS + ENGINEERS www.bancroft-ae.com		Approved: Project Director		Location Mountain Home, TN		Building Number 160					
100% CONSTRUCTION DOCUMENTS - REVISED 05-19-2017		100% CONSTRUCTION DOCUMENTS 02-22-2017		95% CONSTRUCTION DOCUMENTS 11-11-2016		700 Nicholas Blvd, Suite 300 Elk Grove Village, IL 60007 T: 847.952.9362 F: 847.952.9403				Date 02-22-2017		Checked PB				Drawing Number ED-101	
65% DESIGN DEVELOPMENT 09-01-2016		50% PRE-DESIGN DEVELOPMENT 08-19-2016		Revisions: Date								Drawn CR					



POWER DEMOLITION GENERAL NOTES

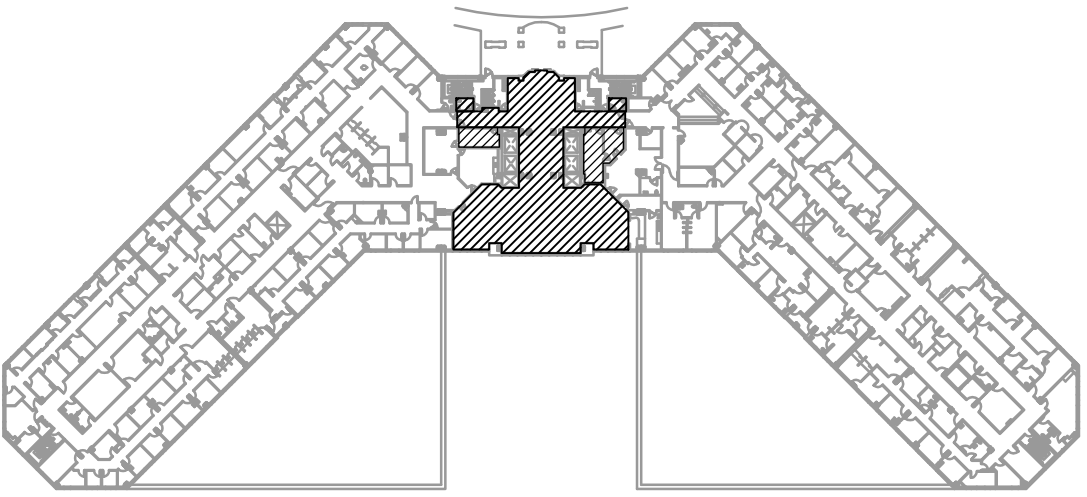
- A. ANY INTERRUPTION OF CIRCUITING TO AREAS NOT BEING REMODELED SHALL BE INTERCEPTED AT A LOCATION THAT DOES NOT INTERFERE WITH NEW CONSTRUCTION. HOMERUN CIRCUITING FOR THESE INTERRUPTED CIRCUITS IS TO BE NEW WIRING. ALL CIRCUITS THAT ARE SHARED WITH DEVICES OUTSIDE THE AREA OF DEMOLITION SHALL REMAIN POWERED AND SHALL BE RECONNECTED TO THE EXISTING ASSOCIATED PANELS FEEDING THESE ITEMS. AFTER REMOVAL, ALL CONTINUITY IS TO BE CHECKED FOR ALL LIGHTS, OUTLETS, COMM/DATA OUTLETS, FIRE ALARM DEVICES IN THE AREAS NOT BEING REMODELED TO ENSURE PROPER FUNCTIONING.
- B. WHERE SOURCE OF SUPPLY IS A PANEL BOARD, RE-LABEL PROTECTIVE DEVICE AS "SPARE". AFTER DEMOLITION IS COMPLETE, SUBMIT REVISED PANEL BOARD SCHEDULES INDICATING "SPARES" TO OWNER AND ENGINEER.
- C. ALL ELECTRICAL DEVICES, LIGHTING FIXTURES, PA SYSTEM DEVICES, ETC. REMOVED AND NOT REUSED AND/OR INDICATED TO BE REMOVED TO OWNERS STORAGE SHALL BECOME THE PROPERTY OF THE OWNER. THE OWNER SHALL HAVE THE FIRST CHOICE TO ACCEPT EXISTING DEVICES BEING REMOVED. IF THE OWNER ELECTS NOT TO RETAIN FIXTURES, ELECTRICAL CONTRACTOR SHALL REMOVE FIXTURES FROM JOB SITE AND DISPOSE PROPERLY.
- D. DEMOLITION DRAWINGS ARE BASED ON FIELD OBSERVATION AND EXISTING RECORD DRAWINGS. REPORT DISCREPANCIES TO OWNER BEFORE DISTURBING EXISTING INSTALLATION. CONTRACTOR SHALL COORDINATE WITH OWNER FOR ANY HIDDEN/UNFORESEEN WORK FOUND AFTER COMMENCEMENT OF WORK, THAT NEEDS TO BE REWORKED/RELOCATED TO COMPLETE NEW WORK.
- E. DO NOT CUT LABELS OFF OF WAP DEVICES WIRES. THE LABELS IDENTIFY WHERE THEY ARE WIRED TO. COIL UP AND SECURE. SAME CABLE SHALL BE RE-USED FOR NEW INSTALLATION.
- F. WHERE PIPES, CONDUITS, DUCTWORK, ETC. ARE TO BE REMOVED FROM ANY WALL, FLOOR OR ROOF SYSTEM THAT IS TO REMAIN. THE OPENING SHALL BE INFILLED WITH MATERIALS THAT MATCH THE EXISTING CONSTRUCTION AND RESTORED TO MAINTAIN DESIGNATED FIRE OR SMOKE RATING. NEW PENETRATIONS THRU EXISTING WALLS, FLOORS OR ROOFS SHALL BE FIRE STOPPED TO MATCH EXISTING FIRE RATING.
- G. KIOSKS TO BE REMOVED BY THE VA BEFORE CONSTRUCTION BEGINS.

POWER DEMOLITION KEY NOTES

- 1. REMOVE AND DEMO ALL EXISTING RECEPTACLES. EXISTING JUNCTION BOX AND WIRING TO REMAIN IN-PLACE. ALL THE OUTLETS SHALL BE REPLACE WITH NEW OUTLETS AND FACE PLATES AT SAME LOCATION.
- 2. REMOVE AND DEMO ALL EXISTING DATA/COMMUNICATION OUTLET. EXISTING JUNCTION BOX AND CABLING REMAIN IN-PLACE.
- 3. REMOVE LINE VOLTAGE WIRING TO EXISTING AUTOMATIC DOOR OPERATOR AND SECURE IN-PLACE FOR FUTURE USE. REMOVE AND DEMO LOW VOLTAGE WIRING COMPLETELY.
- 4. REMOVE AND DEMO EXISTING POWER/DATA POLE. REMOVE THE WIRING BACK TO SOURCE PANEL. REMOVE THE CONDUIT TO NEAREST JUNCTION BOX OUTSIDE PROJECT AREA.
- 5. RELOCATE OUTLET TO 18" AFF.
- 6. REMOVE AND DEMO FACE PLATES TO ALL DATA OUTLETS. PROVIDE NEW FACE PLATES AT SAME LOCATION.

POWER DEMOLITION PLAN LEGEND

- AREA NOT IN CONTRACT
- 1 VOICE OUTLET AND 1 DATA OUTLET MOUNTED VERTICALLY AT 18" A.F.F UNLESS NOTED OTHERWISE
- DUPLEX RECEPTACLE, 120 VOLT, 20 AMPERE RATED, 18" A.F.F UNLESS NOTED OTHERWISE, MOUNTED VERTICALLY AT JUNCTION BOX
- 2 DUPLEX RECEPTACLE, 120 VOLT, 20 AMPERE RATED, 18" A.F.F UNLESS NOTED OTHERWISE, MOUNTED VERTICALLY AT JUNCTION BOX
- EXISTING POWER POLE



KEY PLAN
NTS
VA CONTRACT NO. VA249-16-C-0150

<div>100% CONSTRUCTION DOCUMENTS - REVISED05-10-2017</div> <div>100% CONSTRUCTION DOCUMENTS02-22-2017</div> <div>95% CONSTRUCTION DOCUMENTS11-11-2016</div> <div>65% DESIGN DEVELOPMENT09-01-2016</div> <div>50% PRE-DESIGN DEVELOPMENT08-18-2016</div> <div>RevisionsDate</div>		ENGINEERS + CONSULTANTS:		ARCHITECT + ENGINEERS: <div><div>Bancroft</div><div>BANCROFT ARCHITECTS + ENGINEERSwww.bancroft-ae.com</div><div>700 Nicholas Blvd, Suite 300Elk Grove Village, IL 60007T: 847.952.9362 F: 847.952.9403</div></div>		Drawing Title ELECTRICAL POWER DEMOLITION PLAN - MAIN LOBBY		Approved Project Director		Project Title RENOVATE MAIN LOBBY BUILDING 160		Project Number 621-16-114		Building Number 160		Office of Construction and Facilities Management	
Location Mountain Home, TN		Date 02-22-2017		Checked PB		Drawn CR		Drawing Number ED-101		Department of Veterans Affairs							

LIGHTING DEMOLITION GENERAL NOTES

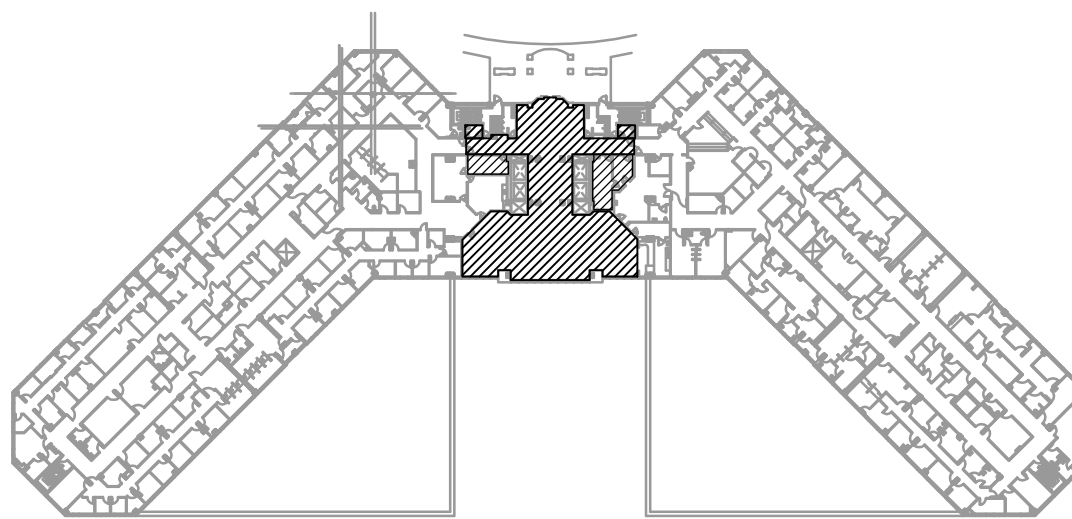
A. REFER TO DEMOLITION GENERAL NOTES ON DRAWING ED-101.

X LIGHTING DEMOLITION KEY NOTES

- UNLESS OTHERWISE INDICATED REMOVE AND DEMOUSH ALL EXISTING LIGHT FIXTURES DOWN LIGHTS, LINEAR LIGHTS, CEILING MOUNTED EXIT SIGNS.
- REMOVE AND DEMOLISH LINE VOLTAGE WIRING TO ALL LIGHT FIXTURE BACK TO SOURCE PANEL. REMOVE AND DEMO CONDUITS BACK TO NEAREST JUNCTION BOX OUTSIDE PROJECT AREA.
- UNLESS OTHER WISE INDICATED REMOVE AND DEMOLISH ALL EXISTING LIGHT SWITCHES, EXISTING JUNCTION BOX AND CONDUIT UP TO HUNG CEILING REMAIN IN PLACE. CONDUIT BEYOND THIS POINT SHALL BE REMOVED TO NEAREST JUNCTION BOX OUTSIDE PROJECT AREA. REMOVE AND DEMO WIRING BACK TO SOURCE PANEL. PROVIDE BLANK COVER PLATE FOR ALL SWITCHED THAT ARE NOT BEING USED DURING RENOVATION.

LIGHTING DEMOLITION LEGEND

AREA NOT IN CONTRACT



KEY PLAN

VA CONTRACT NO. VA249-16-C-0150

Project Number
621-16-114
Building Number
160

Drawing Number
ED-131

Office of
Construction
and Facilities
Management




MAIN LOBBY LIGHTING DEMOLITION PLAN

1/4"=1'-0"

100% CONSTRUCTION DOCUMENTS - REVISED	05-18-2017
100% CONSTRUCTION DOCUMENTS	02-22-2017
95% CONSTRUCTION DOCUMENTS	11-11-2016
65% DESIGN DEVELOPMENT	09-01-2016
50% PRE-DESIGN DEVELOPMENT	08-18-2016
Revisions	Date

ENGINEERS + CONSULTANTS:

ARCHITECT + ENGINEERS:



700 Nicholas Blvd., Suite 300
Elk Grove Village, IL 60007
T: 847.952.9362 F: 847.952.9403

Drawing Title
ELECTRICAL LIGHTING DEMOLITION PLAN -
MAIN LOBBY

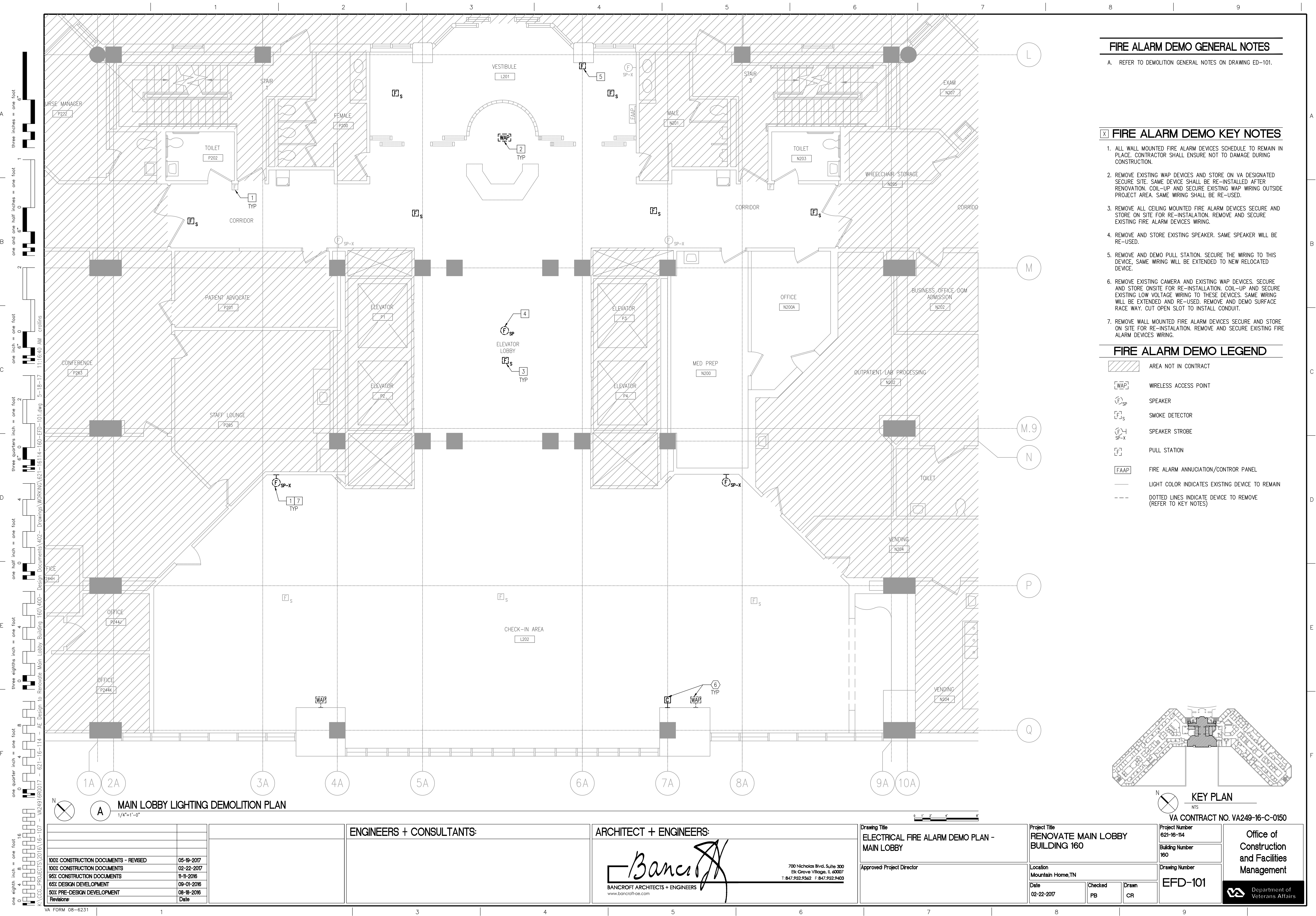
Approved Project Director

Project Title
RENOVATE MAIN LOBBY
BUILDING 160

Location
Mountain Home, TN
Date
02-22-2017

Checked
PB

Drawn
CR



FIRE ALARM DEMO GENERAL NOTES

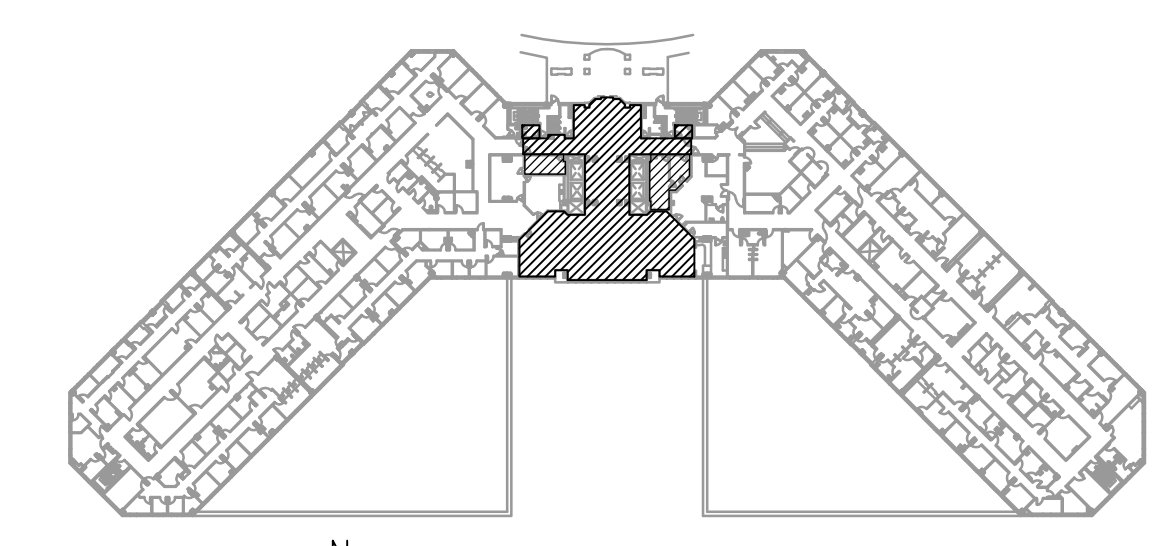
A. REFER TO DEMOLITION GENERAL NOTES ON DRAWING ED-101.

X FIRE ALARM DEMO KEY NOTES

- ALL WALL MOUNTED FIRE ALARM DEVICES SCHEDULE TO REMAIN IN PLACE. CONTRACTOR SHALL ENSURE NOT TO DAMAGE DURING CONSTRUCTION.
- REMOVE EXISTING WAP DEVICES AND STORE ON VA DESIGNATED SECURE SITE. SAME DEVICE SHALL BE RE-INSTALLED AFTER RENOVATION. COIL-UP AND SECURE EXISTING WAP WIRING OUTSIDE PROJECT AREA. SAME WIRING SHALL BE RE-USED.
- REMOVE ALL CEILING MOUNTED FIRE ALARM DEVICES SECURE AND STORE ON SITE FOR RE-INSTALLATION. REMOVE AND SECURE EXISTING FIRE ALARM DEVICES WIRING.
- REMOVE AND STORE EXISTING SPEAKER. SAME SPEAKER WILL BE RE-USED.
- REMOVE AND DEMO PULL STATION. SECURE THE WIRING TO THIS DEVICE. SAME WIRING WILL BE EXTENDED TO NEW RELOCATED DEVICE.
- REMOVE EXISTING CAMERA AND EXISTING WAP DEVICES. SECURE AND STORE ON SITE FOR RE-INSTALLATION. COIL-UP AND SECURE EXISTING LOW VOLTAGE WIRING TO THESE DEVICES. SAME WIRING WILL BE EXTENDED AND RE-USED. REMOVE AND DEMO SURFACE RACE WAY. CUT OPEN SLOT TO INSTALL CONDUIT.
- REMOVE WALL MOUNTED FIRE ALARM DEVICES SECURE AND STORE ON SITE FOR RE-INSTALLATION. REMOVE AND SECURE EXISTING FIRE ALARM DEVICES WIRING.

FIRE ALARM DEMO LEGEND

- AREA NOT IN CONTRACT
- WAP WIRELESS ACCESS POINT
- SP-SPEAKER
- FS-SMOKE DETECTOR
- SP-X-SPEAKER STROBE
- P-PULL STATION
- FAAP-FIRE ALARM ANNUCIATION/CONTROL PANEL
- LIGHT COLOR INDICATES EXISTING DEVICE TO REMAIN
- DOTTED LINES INDICATE DEVICE TO REMOVE (REFER TO KEY NOTES)



KEY PLAN

VA CONTRACT NO. VA249-16-C-0150

				ENGINEERS + CONSULTANTS:		ARCHITECT + ENGINEERS:		Drawing Title ELECTRICAL FIRE ALARM DEMO PLAN - MAIN LOBBY		Project Title RENOVATE MAIN LOBBY BUILDING 160		Project Number 621-16-114		Office of Construct and Facili Managem			
						<div><div><div><div></div><div>Bancroft</div></div><div><div>BANCROFT ARCHITECTS + ENGINEERS</div><div>www.bancroft-ae.com</div></div></div><div><div>700 Nicholas Blvd, Suite 300</div><div>Elk Grove Village, IL 60007</div><div>T: 847.952.9362 F: 847.952.9403</div></div></div>		Approved: Project Director		Location Mountain Home, TN		Building Number 160					
100% CONSTRUCTION DOCUMENTS - REVISED 05-19-2017		100% CONSTRUCTION DOCUMENTS 02-22-2017		95% CONSTRUCTION DOCUMENTS 11-11-2016		65% DESIGN DEVELOPMENT 09-01-2016		50% PRE-DESIGN DEVELOPMENT 08-18-2016		Date 02-22-2017		Checked PB				Drawn CR	
Revisions		Date														Departm Veterans	

