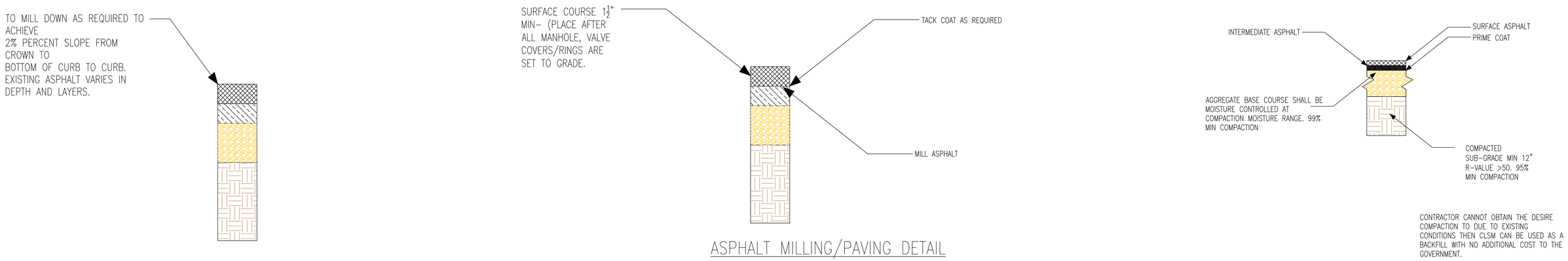

ASPHALT MILLING/PAVING DETAIL

ADJUSTMENT OF MANHOLE TO GRADE

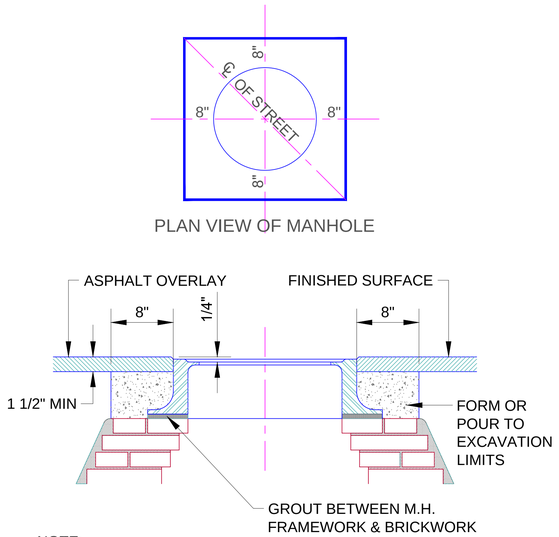

NOTE:

1. THE MANHOLE FRAME SHALL BE SET TO GRADE AND CONCRETE BASE POURED AHEAD OF RESURFACING OPERATIONS.
2. CONCRETE BASE SHALL BE H.E.S. CONCRETE.
3. THE WORK SHALL BE PROTECTED BY BARRIERS AND LIGHTS, ECT.. AND SHALL NOT BE REMOVED FOR A PERIOD OF 72 HOURS AFTER THE POUR IS MADE.

ADJUSTMENT OF VALVE BOX TO GRADE

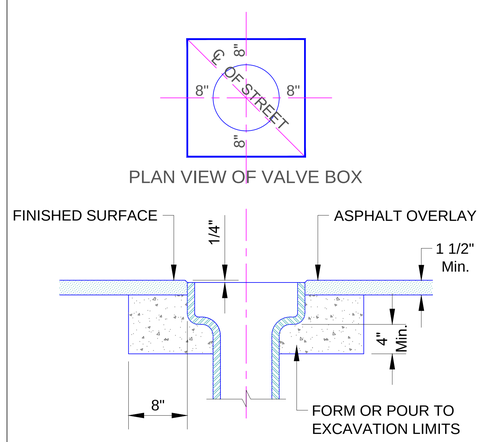

NOTES:

1. THE VALVE BOX FRAME SHALL BE SET TO GRADE AND CONCRETE BASE POURED AHEAD OF RESURFACING OPERATIONS.
2. CONCRETE BASE SHALL BE H.E.S. CONCRETE.
3. THE WORK SHALL BE PROTECTED BY BARRICADES AND LIGHTS, ETC... AND SHALL NOT BE REMOVED FOR A PERIOD OF 72 HOURS AFTER THE POUR IS MADE.

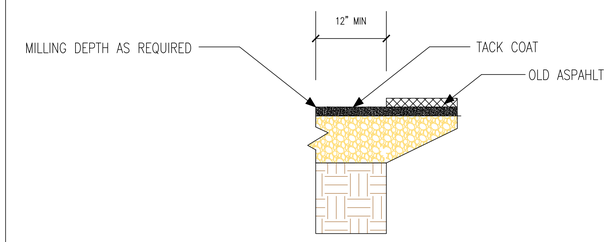

OLD/NEW ASPHALT CONNECTION DETAIL

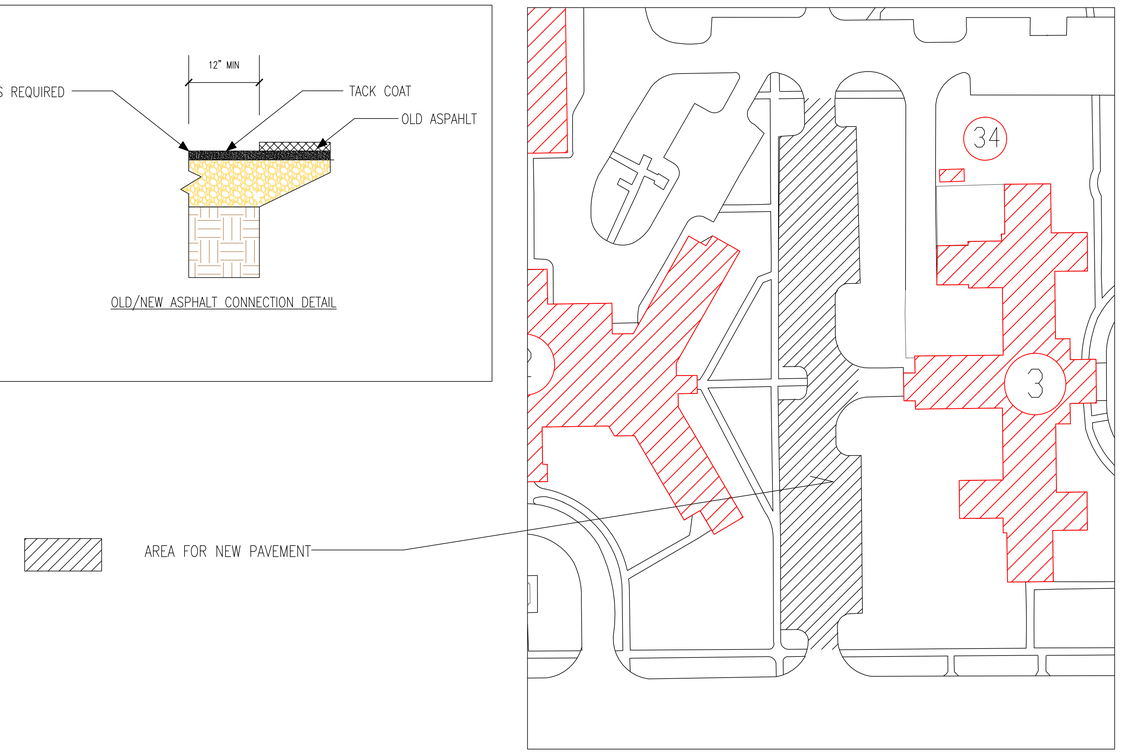

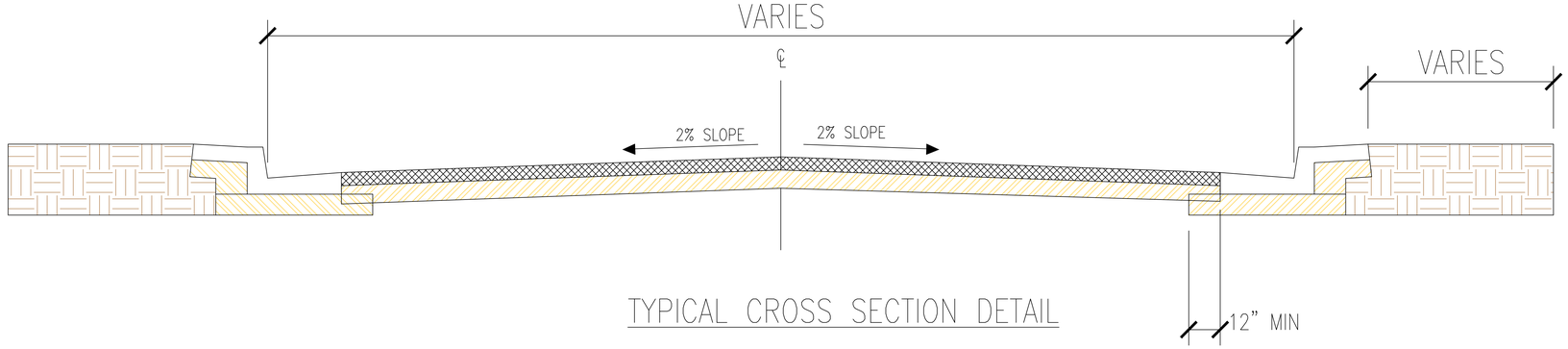

TYPICAL CROSS SECTION DETAIL

KEY NOTES:
ALL EXISTING ASPHALT TO BE CUT WITH A SAW.
ALL CUTS SHALL BE STRAIGHT AND AS PER DETAILS OR RECOMMENDATION OF COR.
ANY ASPHALT CUT NOT USING A SAW SUCH AS THE USE OF HEAVY EQUIPMENT SHALL BE REJECTED AND ADDITIONAL CUT SHALL BE MADE TO ENSURE THAT A SOLID CONNECTION IS MADE BETWEEN NEW AND OLD ASPHALT AT NO COST TO THE GOVERNMENT.
ALL ELEVATIONS TO BE VERIFY BY LAND SURVEYOR SUCH AS M.H., VALVE COVERS, CROWN OF ROAD, AND STORM DRAINAGE TO ENSURE PAVING AS PER DETAILS.
CONTRACTOR TO SUBMIT A WORK PLAN SHOWING ORDER OF OPERATION FOR ENSURING WORK AS PER DETAILS AND COORDINATION WITH VAMC SALISBURY AS TO MIN. DISRUPTION OF HOSPITAL OPERATIONS.
A FINAL AS–BUILT OF ALL PAVED AREAS SHALL BE SUBMITTED TO GOVERNMENT.

Revision	Date
REV–1– ASPHALT AREA	15 AUG 2012

RECOMMEND APPROVAL

REQUESTER	Date		
CHIEF OF SERVICE	Date	CHIEF OF STAFF	Date
ASSOC. DIR. PATIENT CARE SVC.	Date	ASSOC. DIR. for OPERATIONS	Date
APPROVAL BY: MEDICAL CENTER DIRECTOR			Date

Drawing Title: ASPHALT PAVING & REPAIRS DETAILS

Approved: Safety Manager/M&O Supervisor

Approved:Chief of Facilities Management Svr.

Project Title: REPLACE DOMESTIC WATER PIPING–NORTH LOOP

Building Number: CAMPUS | Checked | Drawn: BLF

Location: W.G.(Bill) Hefner Medical Center, 1601 Brenner Ave., Salisbury NC 28144

Date: 29 JUNE 2012

Project No. 659–12–253

DRAWING NO. C–102

DWG. 7 OF 8

Department of Veterans Affairs