


















Line #	Qty	Description	Preferred Manufacturer
1 1a	25 25	<p>Chair, Folding</p> <p>Salient Characteristics: To include minimum of the following specifications:</p> <p>Dimensions and Features</p> <ul style="list-style-type: none"> • Overall Dimensions: 19"w, 22.75"d, 32.5"h (*+/- 1"); 15 lbs (CH03) • Weight rated to 350 lbs minimum • Shall have a wall mount; 5.5"h x 23.5"w x 3"d (*+/- 1") ; 2 lbs (CH03a) • Shall have folding arms, upholstered seat and back cushions • Shall have removable seat and back cushions for easy cleaning repair or replacement to extend product life • Shall have back edge wall guard to prevent damage • Shall have non-skid rubber cushioned glides • Greenguard Indoor Air Quality Certified • Surfaces shall not be affected by ordinary household solvents, acids, alcohols, or salt solutions and is capable of being wiped clean with ordinary household cleaning solutions • Manufacturer must offer a warranty that product is free from defects in materials and workmanship (includes shipping, parts and labor for the repair or replacement of defective item.) • Finishes: <ul style="list-style-type: none"> - Cushion Upholstery: Momentum, Silica Fiona, Grove - Frame: #73 Natural - Wall Mount Hook: Standard Black or Silver • All selected finishes must be approved by VA Interior Designer <p>Image is representational of general design intent.</p> <div>     </div>	<p>Weiland Plyfold</p> <p>OR EQUAL</p> <p>CH03</p>

Line #	Qty	Description	Preferred Manufacturer																											
2	25	<p>Patient Room Identification Sign</p> <p>Salient Characteristics: To include minimum of the following specifications:</p> <p>Dimensions and Features</p> <ul style="list-style-type: none">• Overall Dimensions: 8 ½"w x 12"h (+/- 1")• Model C8 (8 Icon tabs)• Front Panel: Powder coated magnetic metal• Header Style: Embossed Arch• Typography: 1" x 1/32" ADA Tactile Helvetica, Grade II Braille• Mounting: Secured to wall with physical fasteners• Installation: Knob side of door 3" from door frame. Top of tactile Braille sign section to be max. 60" from floor.• Options:<ul style="list-style-type: none">- EMB Embossed Room Number, Helvetica ¾"h and Braille on header (ADAAG Compliant)- No Infectious Disease Control Placard Inserts- Icon Tabs are easy to access behind hinged front panel and are operable with a "push and slide" mechanism• Tabs:<table><tr><th>Tab Location</th><th>Icon Code & Name</th><th>Tab Color</th></tr><tr><td>- Top Left:</td><td>1 Fall Risk</td><td>Yellow</td></tr><tr><td>- L2:</td><td>26 Strict I and O</td><td>Green</td></tr><tr><td>- L3:</td><td>51 Aspiration Precautions</td><td>Ocean Mist</td></tr><tr><td>- Bottom Left:</td><td>11 Elopement</td><td>Red</td></tr><tr><td>- Top Right:</td><td>2 Nothing by Mouth</td><td>Orange</td></tr><tr><td>- R2:</td><td>31 Daily Weights</td><td>Green</td></tr><tr><td>- R3:</td><td>22 Seizure Precautions</td><td>Naval Blue</td></tr><tr><td>- Bottom Right:</td><td>18 Special Precautions</td><td>Purple</td></tr></table>• Surfaces shall not be affected by ordinary household solvents, acids, alcohols, or salt solutions and is capable of being wiped clean with ordinary household cleaning solutions• All finishes shall be bleach cleanable with a 10:1 water to bleach solution• Manufacturer must offer a minimum 10 year warranty that product is free from defects in materials and workmanship (includes shipping, parts and labor for the repair or replacement of defective item.) <p>• Finishes:</p> <ul style="list-style-type: none">- Panel Color: Aluminum Metallic- Header: Maple (best match to Wilsonart Laminate, Kensington Maple)- Tabs: Colored Acrylic per above colors- Text: Black- Braille: Clear <p>• Style and finishes shall match other new signage on floor</p> <p>• All selected finishes must be approved by VA Interior Designer</p> <p>Image is representational of general design intent.</p> <div></div>	Tab Location	Icon Code & Name	Tab Color	- Top Left:	1 Fall Risk	Yellow	- L2:	26 Strict I and O	Green	- L3:	51 Aspiration Precautions	Ocean Mist	- Bottom Left:	11 Elopement	Red	- Top Right:	2 Nothing by Mouth	Orange	- R2:	31 Daily Weights	Green	- R3:	22 Seizure Precautions	Naval Blue	- Bottom Right:	18 Special Precautions	Purple	<p>Peter Pepper Products ICON Healthcare Alert Signage</p> <p>OR EQUAL</p> <p>IN-05.07</p>
Tab Location	Icon Code & Name	Tab Color																												
- Top Left:	1 Fall Risk	Yellow																												
- L2:	26 Strict I and O	Green																												
- L3:	51 Aspiration Precautions	Ocean Mist																												
- Bottom Left:	11 Elopement	Red																												
- Top Right:	2 Nothing by Mouth	Orange																												
- R2:	31 Daily Weights	Green																												
- R3:	22 Seizure Precautions	Naval Blue																												
- Bottom Right:	18 Special Precautions	Purple																												

Line #	Qty	Description	Preferred Manufacturer
3	14	<p>36" double ovh, gloves left facing</p> <p>Salient Characteristics: To include minimum of the following specifications:</p> <p>Dimensions and Features</p> <ul style="list-style-type: none"> • Overall Dimensions: 14" depth; 36" width; and 30" height (+/- 0.5"), Mounted at 54" AFF to bottom of cabinet • Double upper cabinet door configuration with sloped top, lockable - keyed alike • Configuration shall feature adjustable shelves in the right (facing) half of the unit and an Integral Standard Glove, Cup and Towel Dispenser in the left (facing) half of the unit, with included panel to close-off towel dispenser hole to maintain functionality of storage cabinet shelf • Steel cabinet frames for durability • Thermafoil seamless cabinet panels to prevent chemical degradation and delamination • Modular construction, all sides finished to allow for simple reconfiguration • Hinges: Manufacturer's standard Blum, concealed, self-closing, 110 degree opening • Adjustable Shelving: 18 gauge cold rolled steel, painted to match cabinet color; manufacturer's standard die cast zinc support clips • Wood tone Thermafoil finish; Edge band and bullnose edges must have finishes which compliment or match work surfaces • Manufacturer shall be regularly engaged in manufacturing healthcare casework, min. 2 year documented history of installing similar casework • Surfaces shall not be affected by ordinary household solvents, acids, alcohols, or salt solutions and is capable of being wiped clean with ordinary household cleaning solutions • Manufacturer must offer a minimum 5 year warranty that product is free from defects in materials and workmanship (includes shipping, parts and labor for the repair or replacement of defective item.) • Style: <ul style="list-style-type: none"> - Panel: Serenity - Pull: Flare • Finishes: <ul style="list-style-type: none"> - Wood Tone: Light Maple (Dune) - Inside Panels: Solid White - Hardware: Satin Nickel • Style and finishes shall match other Modular Casework Items • All selected finishes must be approved by VA Interior Designer <p>Image is representational of general design intent.</p> <div>      </div>	<p>Midmark (Synthesis)</p> <p>OR EQUAL</p> <p>MC06</p>

Line #	Qty	Description	Preferred Manufacturer
4	11	<p>36" double ovh, gloves right facing</p> <p>Salient Characteristics: To include minimum of the following specifications:</p> <p>Dimensions and Features</p> <ul style="list-style-type: none"> • Overall Dimensions: 14" depth; 36" width; and 30" height (+/- 0.5"), Mounted at 54" AFF to bottom of cabinet • Double upper cabinet door configuration with sloped top, lockable - keyed alike • Configuration shall feature adjustable shelves in the left (facing) half of the unit and an Integral Standard Glove, Cup and Towel Dispenser in the right (facing) half of the unit, with included panel to close-off towel dispenser hole to maintain functionality of storage cabinet shelf • Steel cabinet frames for durability • Thermafoil seamless cabinet panels to prevent chemical degradation and delamination • Modular construction, all sides finished to allow for simple reconfiguration • Hinges: Manufacturer's standard Blum, concealed, self-closing, 110 degree opening • Adjustable Shelving: 18 gauge cold rolled steel, painted to match cabinet color; manufacturer's standard die cast zinc support clips • Wood tone Thermafoil finish; Edge band and bullnose edges must have finishes which compliment or match work surfaces • Manufacturer shall be regularly engaged in manufacturing healthcare casework, min. 2 year documented history of installing similar casework • Surfaces shall not be affected by ordinary household solvents, acids, alcohols, or salt solutions and is capable of being wiped clean with ordinary household cleaning solutions • Manufacturer must offer a minimum 5 year warranty that product is free from defects in materials and workmanship (includes shipping, parts and labor for the repair or replacement of defective item.) • Style: <ul style="list-style-type: none"> - Panel: Serenity - Pull: Flare • Finishes: <ul style="list-style-type: none"> - Wood Tone: Light Maple (Dune) - Inside Panels: Solid White - Hardware: Satin Nickel • Style and finishes shall match other Modular Casework Items • All selected finishes must be approved by VA Interior Designer <p>Image is representational of general design intent.</p> <div>     </div>	<p>Midmark (Synthesis)</p> <p>OR EQUAL</p> <p>MC07</p>

Line #	Qty	Description	Preferred Manufacturer
5	6	Storage, IV Cart	Armstrong Medical
		Salient Characteristics: To include minimum of the following specifications:	OR EQUAL
	Qty	Dimensions and Features	
	6	EACH, PEL AA, 30, AUTO-LOCKING CART, DARK-BLUE	
	6	Beige Shell/Dark Blue Drawer Fronts	
	36	Standard Drawer Setup: 3-3", 2-6", 1-9".	
	6	EACH, AGB 3, TRIPLE GLOVE BOX, BEIGE	
	144	EACH, AC 670S, DRUG TRAY, 3.0"DEEP, SAND	
	72	EACH, AC 675S, 10" DIVIDER FOR AC-670S, SAND	
	24	EACH, AC 680S, 15" DIVIDER FOR AC-670S, SAND	
	48	EACH, AC 672S, DRUG TRAY, 5" DEEP, SAND	
	24	EACH, AC 685S, 9.375" DIVIDER FOR AC-672S	
	6	EACH, AC 690S, 15" DIVIDER FOR AC-672S, SAND	
	6	EACH, PSN 3, NEW PREMIER SLIDE SHELF	
	6	PKG, ALH 12, LARGE LABEL HOLDERS, 12/PKG	
	1	JB, FREIGHT, FCC Part 15 Compliant, Some light assembly required / ISO 9001-2008 Certified	
		Ship to 95655 to standard loading dock	
		• Overall Dimensions: 30"w	
		• Access code for normal, daily use	
		• up to 250 user codes possible	
		• Manual or automatic locking	
		• Auto-lock timer can be set from 1-998 minutes, or it can be shut off so that the cart never auto-locks	
		• Battery operated; never needs to be plugged into an outlet	
		• "Low Battery" indicator light	
		• Master code for all programming	
		• Manual key override for emergency access	
		• Plastic top	
		• 3 accessory mounting panels; aluminum mounting tracks	
		• Removable colored drawer fronts; Metal drawer pulls	
		• Powder coat paint inside and out	
		• Installed stabilizing frame w/non-marring PVC bumper	
		• Twin push handles	
		• Installed high quality 5" Tente swivel casters; 2 locking/1 tracking	
		• One piece wrap around aluminum construction as well as double sidewall construction for added strength	
		• Aluminum construction (33% lighter than steel cart)	
		• Surfaces shall not be affected by ordinary household solvents, acids, alcohols, or salt solutions and is capable of being wiped clean with ordinary household cleaning solutions	
		• Manufacturer must offer a warranty that product is free from defects in materials and workmanship (includes shipping, parts and labor for the repair or replacement of defective item.)	
		Image is representational of general design intent.	
			ST08

Line #	Qty	Description	Preferred Manufacturer
6	2	Storage, Wound Cart	Armstrong Medical
	Qty	<p>Salient Characteristics: To include minimum of the following specifications:</p> <p>Dimensions and Features</p> <p>EACH, AKE B 6, TOUCHPAD WIDE CART, BEIGE</p> <p>2 Beige Shell/Beige Drawer Fronts</p> <p>Standard Drawer Setup: 3-3", 2-6", 1-9".</p> <p>8 EACH, AC 670S, DRUG TRAY, 3.0"DEEP, SAND</p> <p>32 EACH, AC 675S, 10" DIVIDER FOR AC-670S, SAND</p> <p>16 EACH, AC 680S, 15" DIVIDER FOR AC-670S, SAND</p> <p>4 EACH, AC 672S, DRUG TRAY, 5" DEEP, SAND</p> <p>8 EACH, AC 685S, 9.375" DIVIDER FOR AC-672S</p> <p>4 EACH, AC 690S, 15" DIVIDER FOR AC-672S, SAND</p> <p>2 EACH, AGB 3, TRIPLE GLOVE BOX, BEIGE</p> <p>1 JB, FREIGHT, FCC Part 15 Compliant, Some light assembly required / ISO 9001-2008 Certified</p> <p>Ship to 95655 to standard loading dock</p> <ul style="list-style-type: none"> • Overall Dimensions: 41.65"W X 25.40"D X 45.5"H; 118 lbs • Simple touchpad entry with key override • 1-8 digits • Manual locking; control knob must be turned manually to lock and unlock • Operates on alkaline batteries • User code is stored when battery power is lost or removed • Audible low battery indicator • Continuous alarm sounds wehn code is incorrectly entered four times • Extra-wide drawers: 7" wider than standard cart drawers • Seamless, one-peice plastic top • Standard stabilizing frame with bumper • 5" all-swivel casters (two locking, one tracking) • Beige drawer fronts in beige frame • Surfaces shall not be affected by ordinary household solvents, acids, alcohols, or salt solutions and is capable of being wiped clean with ordinary household cleaning solutions • Manufacturer must offer a warranty that product is free from defects in materials and workmanship (includes shipping, parts and labor for the repair or replacement of defective item.) <p>Image is representational of general design intent.</p> 	<p>OR EQUAL</p> <p>ST09</p>