




SCENARIO NO. 1



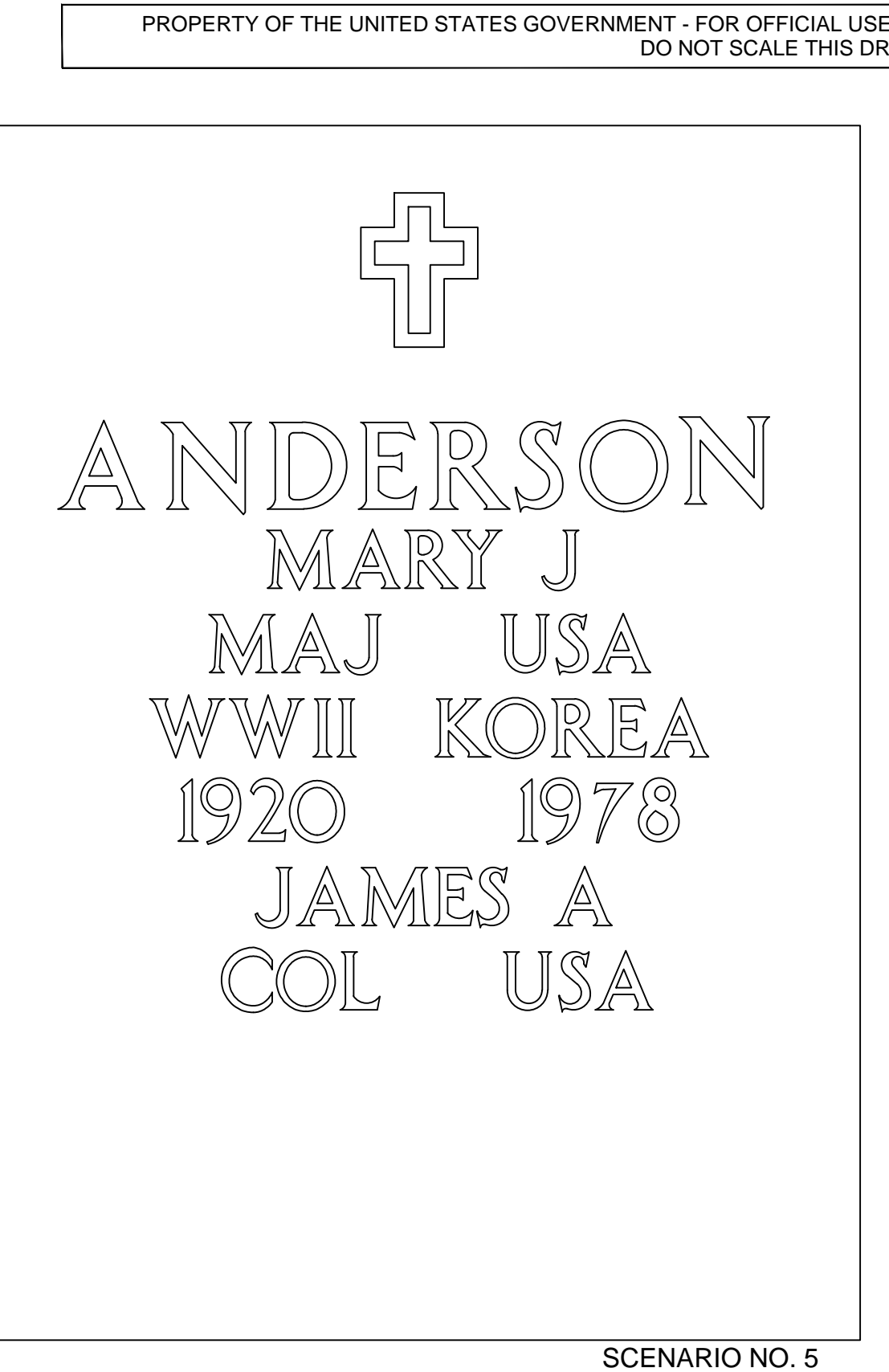
SCENARIO NO. 2



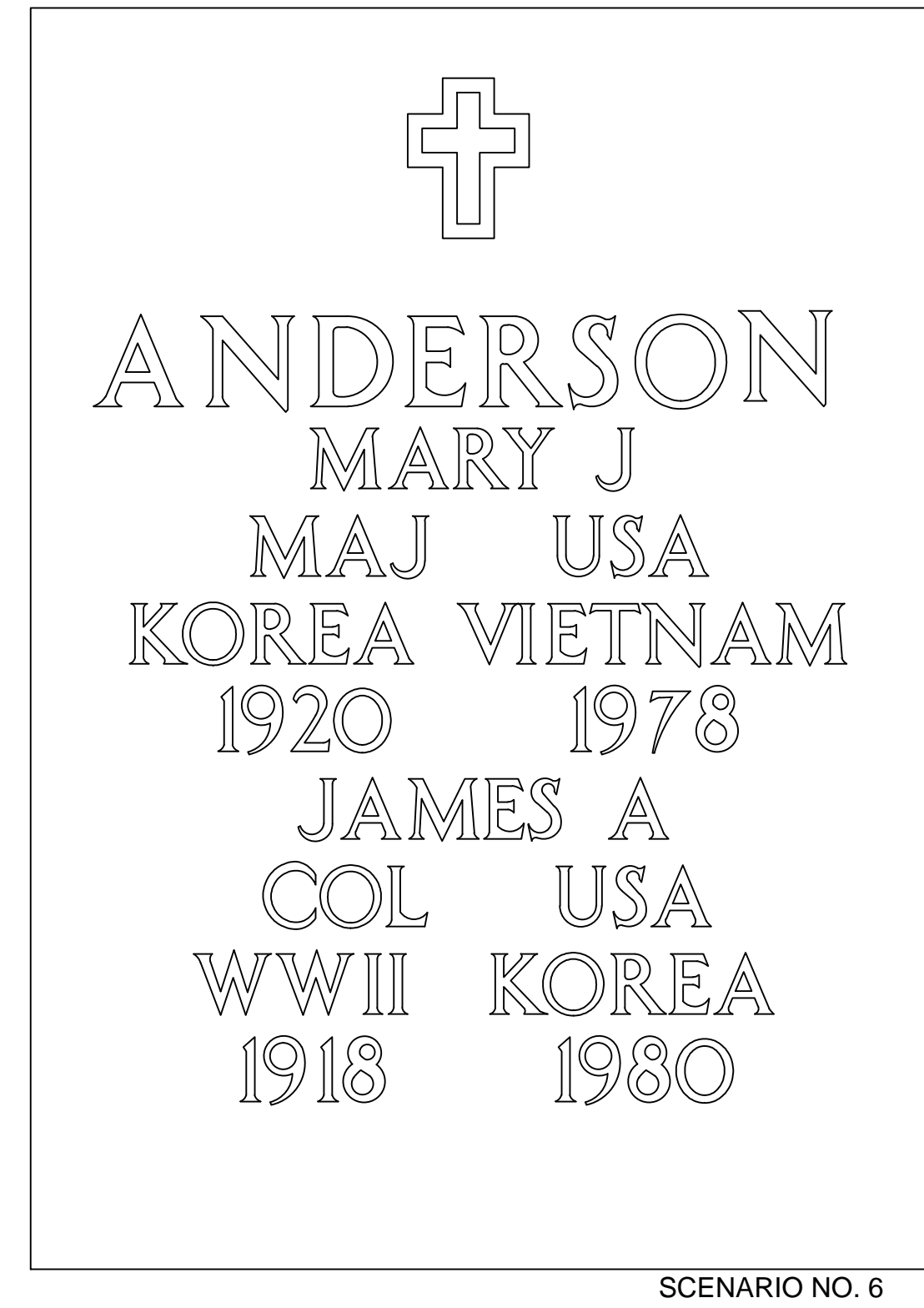
SCENARIO NO. 3




SCENARIO NO. 4



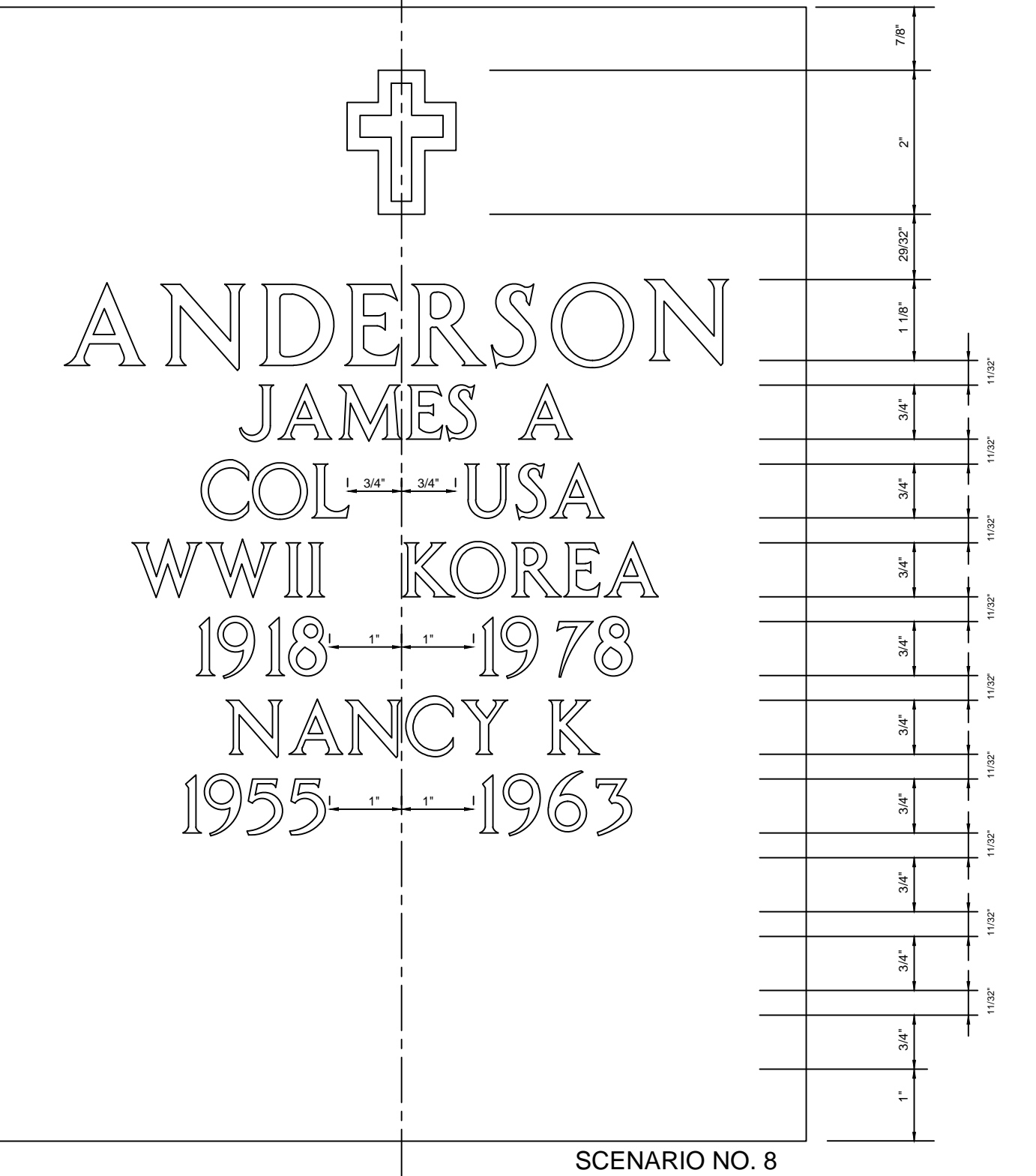
SCENARIO NO. 5



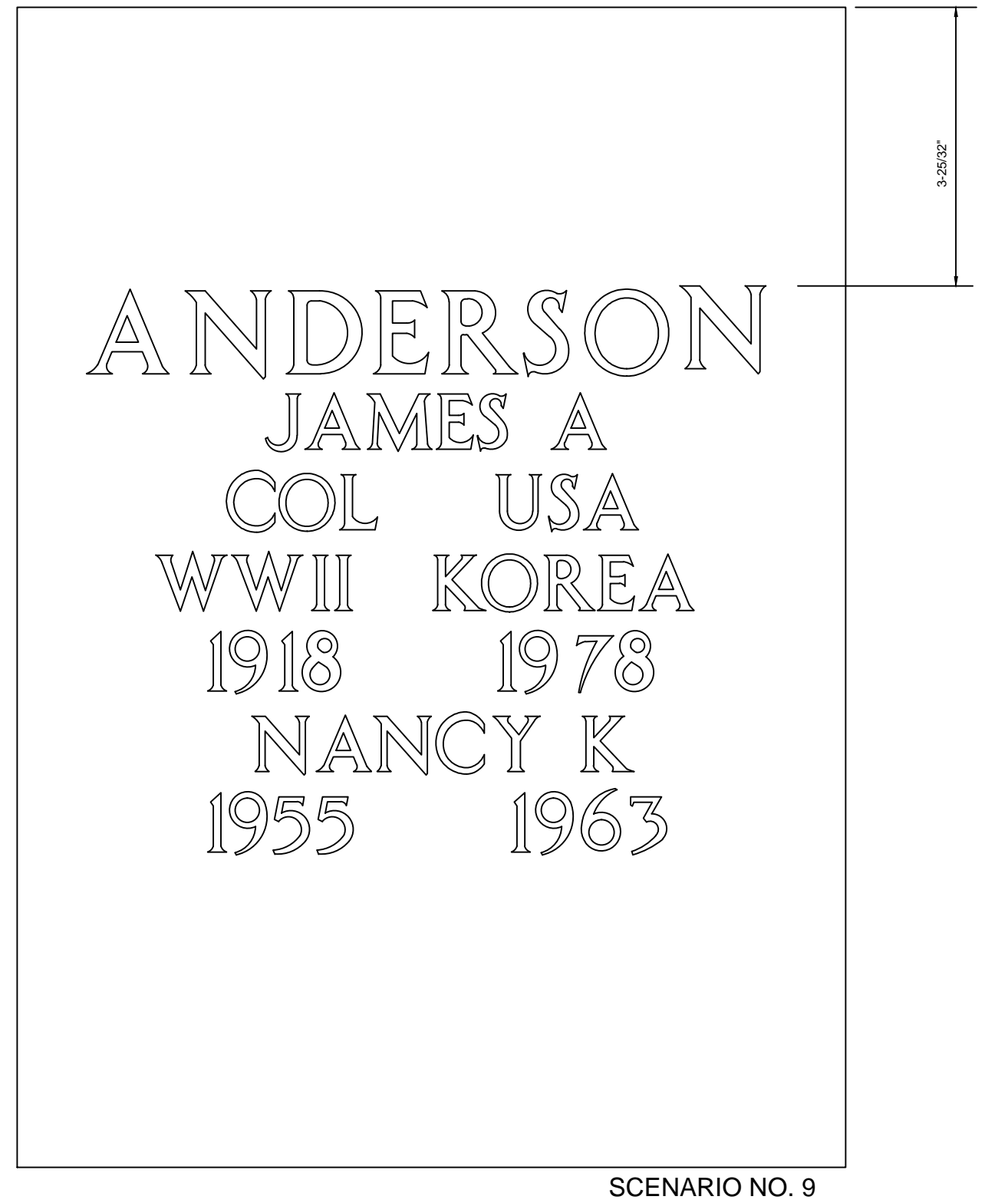
SCENARIO NO. 6



SCENARIO NO. 7



SCENARIO NO. 8



SCENARIO NO. 9

PROCEDURES AND FORMATS FOR INSCRIBING STONE NICHE COVERS


GENERAL NOTES:

- The family's surname is always shown on the first line (immediately below the religious emblem).
- The veteran's identification is always shown following the surname, even if the veteran is not the first family decedent. The remaining inscriptions are done in a manner which will accept inscriptions of required information for subsequent family decedents. This manner of inscribing niche covers will preclude the need for destroying covers to accommodate inscriptions for family members and, in all cases, show appropriate veteran recognition.
- Above are scenarios to demonstrate inscription formats and procedures. They are based on the maximum allowable number of lines being 10 when an emblem of belief is included.

- The space between the Date of Birth and Date of Death shall be 2" and centered horizontally on marker face.
- The space between the Rank and Branch of Service shall be 1 1/2" and centered horizontally on marker face.
- The space between two Emblems of Belief shall be 5" and centered horizontally on marker face.
- For niche covers E1, H1, and I1 reference drawing(s) A-1/NMOC-123 for font specifications and inscription depth.

- SCENARIO NO. 1 - The veteran predeceased the non-veteran spouse.
SCENARIO NO. 2 - The veteran predeceased non-veteran spouse (Scenario No. 1). The spouse is then subsequently interred with the veteran. The spouse's given name and years of birth and death are then field inscribed.
SCENARIO NO. 3 - The non-veteran spouse predeceased the veteran. The veteran's given name, rank and branch are inscribed at the time of interment of the spouse. Spouse is provided to inscribe the veteran's years of birth and death, and war periods, in the future.
SCENARIO NO. 4 - The non-veteran spouse predeceased the veteran. The veteran is then subsequently interred with the spouse. The veteran's years of birth and death are field inscribed.
SCENARIO NO. 5 - The veteran predeceased the veteran spouse. The surviving veteran's given name, rank and branch of service are also inscribed for veteran recognition.

- SCENARIO NO. 6 - The veteran predeceased the veteran's spouse. The veteran's spouse is then subsequently interred with veteran. The second veteran's years of birth and death and war periods are then field inscribed.
SCENARIO NO. 7 - A dependent child predeceased the veteran and spouse. The veteran's given name, rank and branch are inscribed at the time of the dependent's interment. Space is provided for later addition of years of birth and death and war periods for the veteran.
SCENARIO NO. 8 - A dependent child predeceased the veteran and the spouse. The veteran was subsequently interred with the dependent child. The veteran's years of birth and death and war periods are then field inscribed.
SCENARIO NO. 9 - This is the same scenario as Scenario No.16, however, there is no Emblem of Belief.



NATIONAL CEMETERY ADMINISTRATION

Drawing Title NICHE COVER INSCRIPTION SCENARIOS	
Approved: Director, Memorial Programs Service	Signed
Approved: Chief of Operations, Memorial Programs Service	
Signed	

Project Title GOVERNMENT HEADSTONES AND MARKERS			Date NOV 18, 2013
Master Type H1, I1			Checked KEE/KS
Location Digital File NCIS-1.DWG 24" x 36" SHEET			Drawn MLT SYSTEMS

Project No.	DRAWING NO. A-NCIS-1
Sheet 1 of 2	

Revisions	Date
B	SUPERSEDES DRAWING A-NCIS-1 DATED 10-01-08 ADJUSTS TEXT LAYOUT AND EMBLEM SCENARIOS 07-19-13
A	SUPERSEDES DRAWING A-NCIS-1 DATED 06-05-03 10-01-08
----	SUPERSEDES DRAWING NC-2 DATED 11-23-99 06-05-03