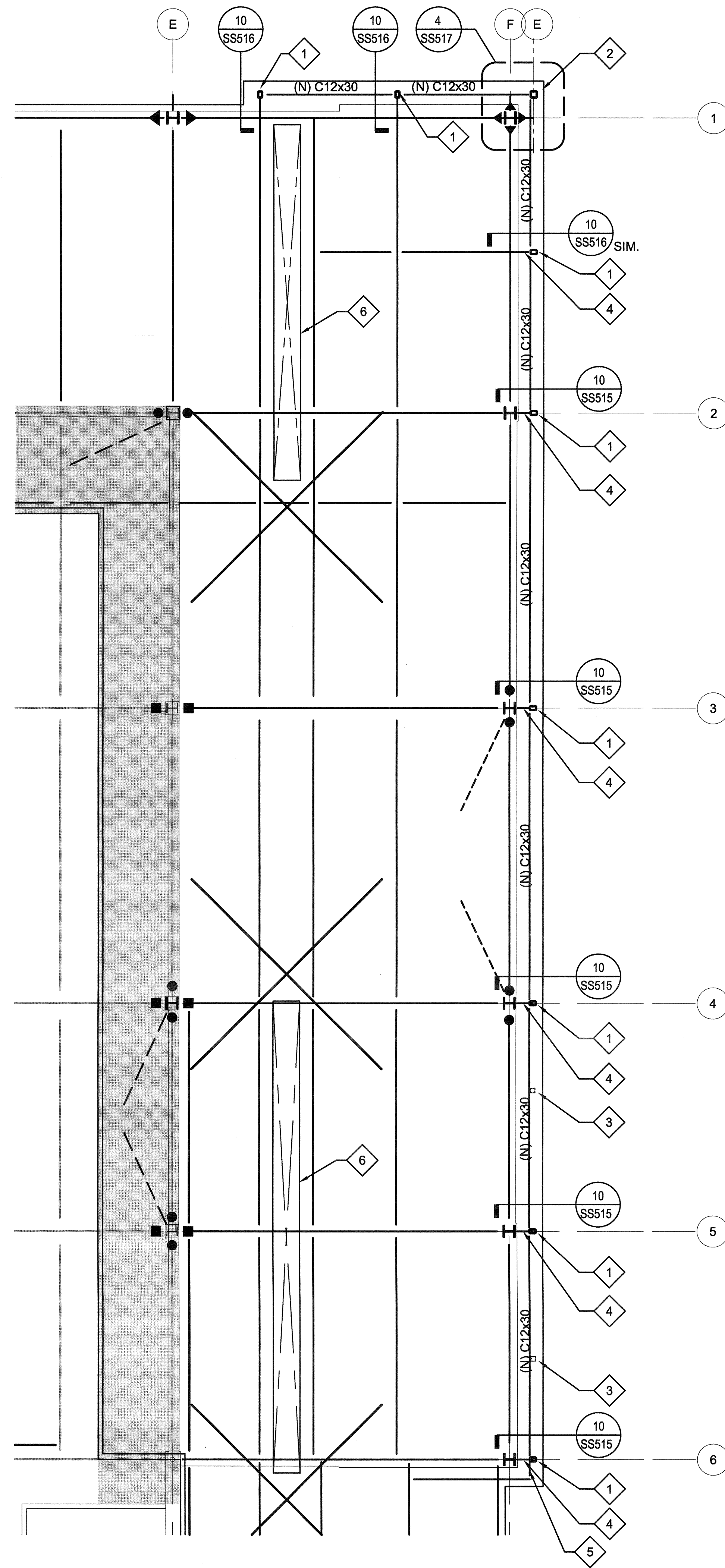


three inches = one foot  
one and one half inches = one foot  
one inch = one foot  
three quarters inch = one foot  
one half inch = one foot  
three eighths inch = one foot  
one quarter inch = one foot  
one eighth inch = one foot


A  
B  
C  
D  
E  
F

16  
8  
4  
0

VA FORM 08-6231



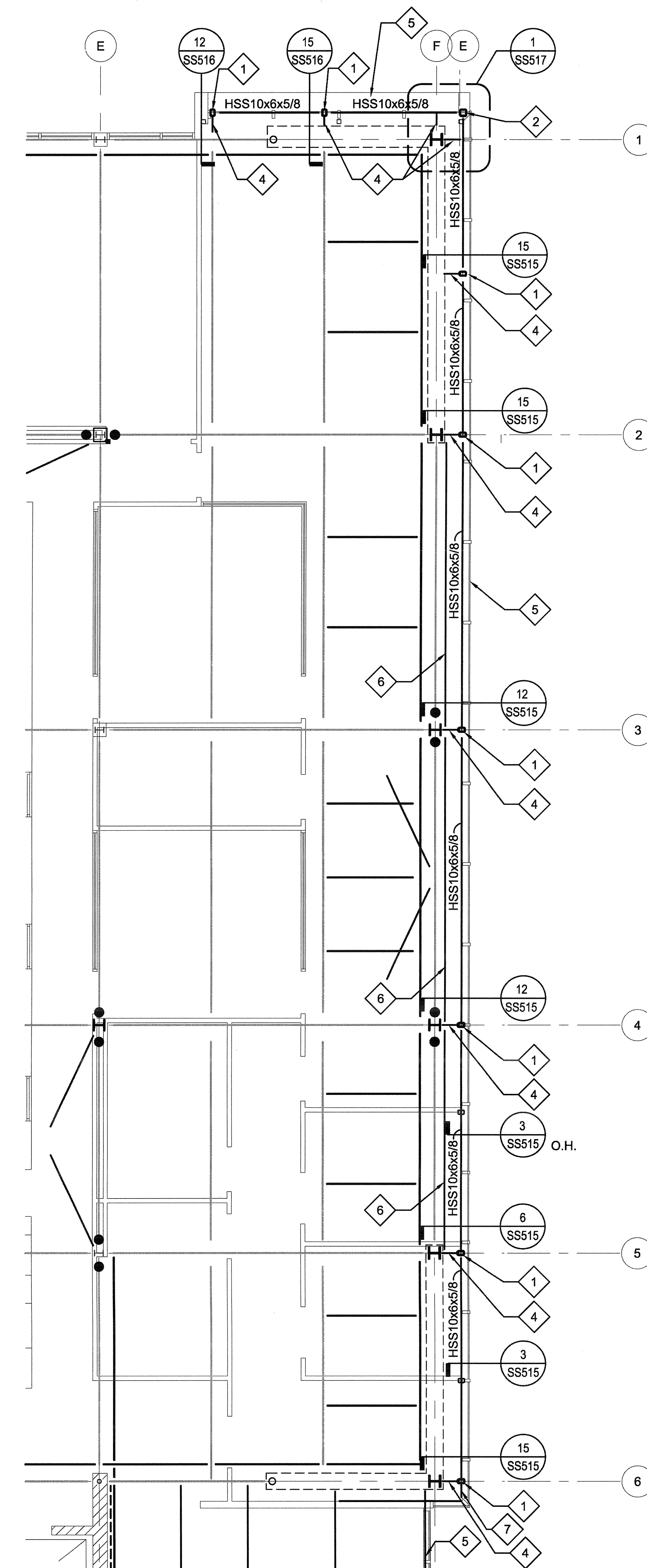
15 PARTIAL ROOF FRAMING PLAN  
3/16" = 1'-0"




KEY NOTES:

- 1 HSS6x4x1/2 VERTICAL STRUT BELOW
- 2 HSS6x6x5/8 VERTICAL STRUT BELOW
- 3 HSS 6x4x1/2 INTERMEDIATE VERTICAL STRUT BELOW
- 4 (2) MC18X45.8
- 5 (N) C12X30 W/ TYP. SHEAR CONN. EA. END, SEE TYP. DETAILS
- 6 FOR EXTENTS OF SKYLIGHTS, S.A.D.

NOTES:  
1. FOR BALANCE OF INFORMATION, SEE 1/SF204



6 PARTIAL THIRD FLOOR FRAMING PLAN  
3/16" = 1'-0"



KEY NOTES:

- 1 HSS6x4x1/2 VERTICAL STRUT
- 2 HSS6x6x5/8 VERTICAL STRUT
- 3 HSS6x4x1/2 INTERMEDIATE VERTICAL STRUT ABOVE
- 4 (2) C12x25
- 5 DESIGN/BUILD CURTAIN WALL BY OTHERS
- 6 (N) C12X30 W/ TYP. SHEAR CONN. EA. END, SEE TYP. DETAILS
- 7 (N) C10X30 W/ TYP. SHEAR CONN. EA. END, SEE TYP. DETAILS

NOTES:  
1. FOR BALANCE OF INFORMATION, SEE 1/SF204

<b>CONSULTANTS:</b>  <b>DEGENKOLB ENGINEERS</b> 235 Montgomery Street, Suite 500 San Francisco, CA 94104 415.392.8952 Phone 415.981.3157 Fax www.degenkolb.com 80564020.00		<b>ARCHITECT/ENGINEERS:</b>   <b>HMC Architects</b> 1827 E. Fir Avenue, Studio 103 / Fresno, CA 93720 T 559 322 2444 / www.hmcarchitects.com		<b>Drawing Title</b> ENLARGED PLAN AT EAST WALL	<b>Project Title</b> BUILDING 24 SEISMIC CORRECTION AND ADDITION	<b>Project Number</b> 570-215	<b>Office of Construction and Facilities Management</b>  	
				<b>Approved Project Director</b>	<b>Location</b> VAMC FRESNO, CA	<b>Building Number</b> 24		
				<b>Date</b> January 31, 2012	<b>Checked</b> WG	<b>Drawn</b> MAM/KM		<b>Drawing Number</b> SF206
				<b>Dwg. 18 of 180</b>				