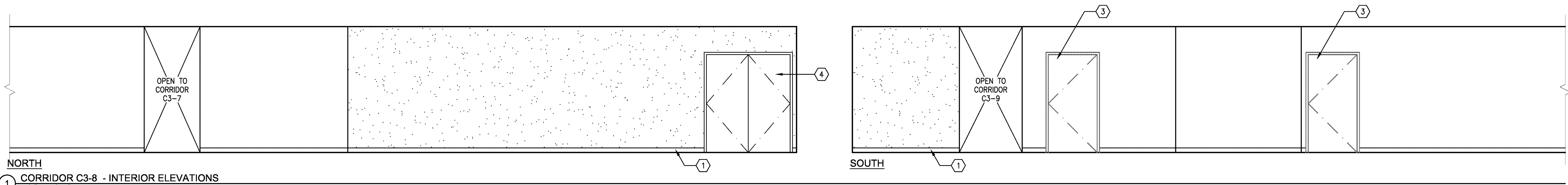
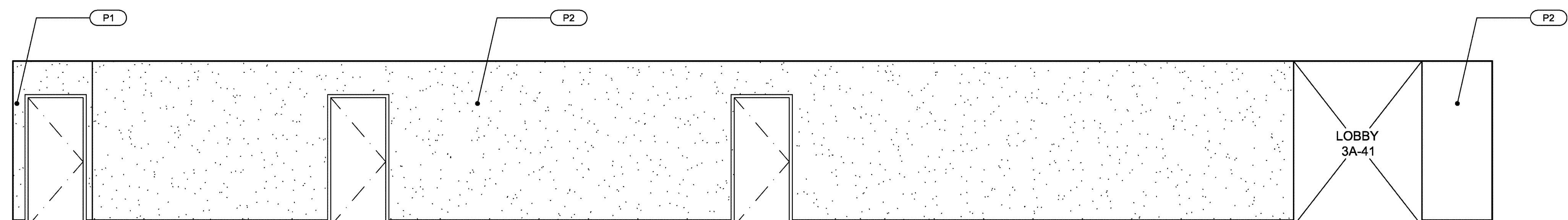


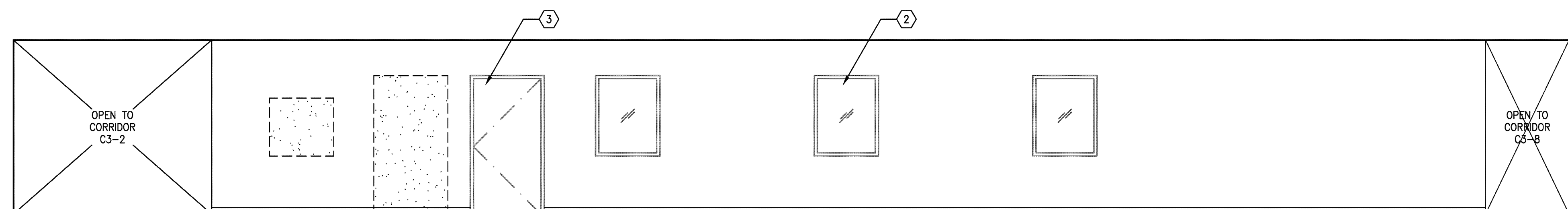
three inches = one foot  
one and one half inches = one foot  
one inch = one foot  
three quarters inch = one foot  
one half inch = one foot  
three eighths inch = one foot  
one quarter inch = one foot  
one eighth inch = one foot



NORTH  
CORRIDOR C3-8 - INTERIOR ELEVATIONS  
1/4" = 1'-0"

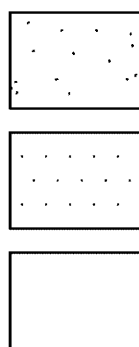


EAST  
CORRIDOR C3-9 - INTERIOR ELEVATION  
1/4" = 1'-0"



WEST  
(CONTINUE) CORRIDOR C3-9 - INTERIOR ELEVATION  
1/4" = 1'-0"

LEGEND



NEW GYPSUM WALLBOARD. FINISH TO MATCH EXISTING WALL TEXTURE. REFER TO FINISH SCHEDULE AND FLOOR PLAN FOR ADDITIONAL INFO.

(E) GYPSUM WALLBOARD TO REMAIN. REFINISH TO MATCH EXISTING WALL TEXTURE AFTER (E) WALLCOVERING IS REMOVED. REFER TO FINISH SCHEDULE AND FLOOR PLAN FOR ADDITIONAL INFO.

(E) GYPSUM WALLBOARD TO REMAIN. REFER TO FINISH SCHEDULE AND FLOOR PLAN FOR ADDITIONAL INFO.

P1

INDICATES FINISH COLOR. REFER TO SCHEDULE FOR FINISHES (09 06 00) FINISH TYPE AND COLOR.

INTERIOR ELEVATION - REMODEL KEYNOTES

- 1 NEW RUBBER BASE, TYP. REFER TO FINISH SCHEDULE. (MATCH EXISTING WHERE OCCURS), U.N.O.
- 2 (E) WINDOW TO REMAIN, TYP. OF 3
- 3 (E) DOOR AND FRAME TO REMAIN. REFER TO DOOR SCHEDULE FOR PAINTING AND FINISHING.
- 4 NEW DOOR AND FRAME. SEE FLOOR PLAN AND DOOR SCHEDULE FOR TYPE, TYP.