

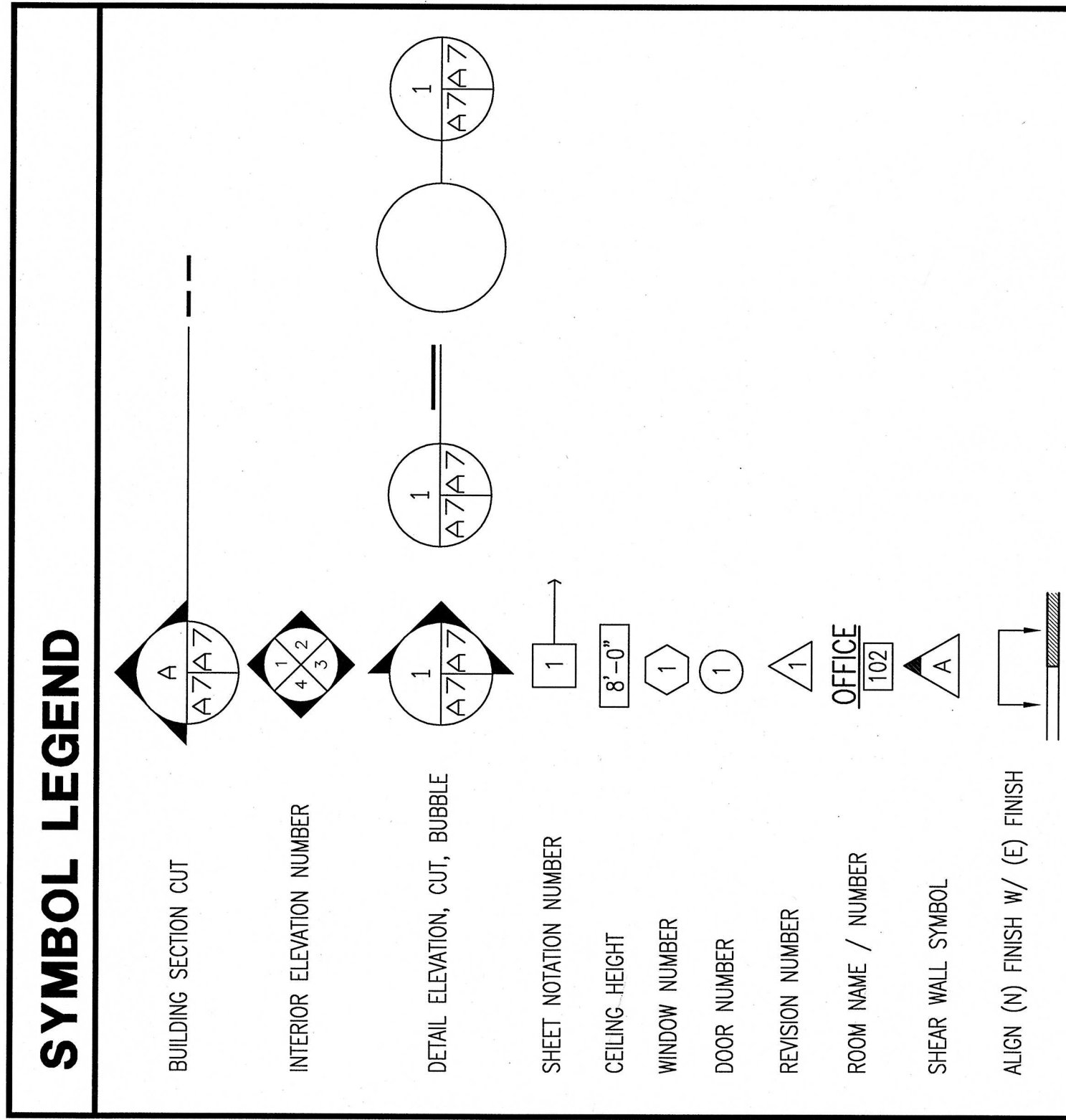
**GENERAL NOTES:**

1. DIMENSIONS SHOWN ON FLOOR PLANS ARE TO FACE OF FINISHED WALL UNLESS OTHERWISE NOTED OR INDICATED.

3. DOOR OPENINGS NOT LOCATED BY DIMENSION SHALL BE AS FOLLOWS:
- A. 4" MINIMUM FROM ADJACENT WALL TO HINGE-SIDE JAMB
  - B. 18" FROM ADJACENT WALL TO STRIKE ON PULL SIDE OF INTERIOR DOOR (24" IF EXTERIOR)
  - C. 12" FROM ADJACENT WALL TO STRIKE ON PUSH SIDE OF INTERIOR DOOR.



**NOTE:**

1. THE ENTRANCE TO THE FACILITY SHALL REMAIN ACCESSIBLE AND ADA COMPLIANT DURING BUSINESS HOURS FOR THE DURATION OF CONSTRUCTION, UNLESS OTHERWISE APPROVED BY THE COTR. CONTRACTOR SHALL PREPARE A STAGING PLAN AND PEDESTRIAN RE-ROUTING PLAN FOR COTR'S APPROVAL.



## LIST OF ABBREVIATIONS

AC	AD	AE	AF	AG	AH	AI	AJ	AK	AL	AM	AN	AO	AP	AQ	AR	AS	AT	AV	AW	AX	AY	AZ	BA	BB	BC	BD	BE	BF	BG	BH	BI	BJ	BK	BL	BM	BN	BO	BP	BQ	BR	BS	BT	BU	BV	BW	BX	BY	BZ	CA	CB	CC	CD	CE	CF	CG	CH	CI	CJ	CK	CL	CM	CN	CO	CP	CQ	CR	CS	CT	CU	CV	CW	CX	CY	CZ	DA	DB	DC	DD	DE	DF	DG	DH	DI	DJ	DK	DL	DM	DN	DO	DP	DQ	DR	DS	DT	DU	DV	DW	DX	DY	DZ	EA	EB	EC	ED	EE	EF	EG	EH	EI	EJ	EK	EL	EM	EN	EO	EP	EQ	ER	ES	ET	EU	EV	EW	EX	EY	EZ	FA	FB	FC	FD	FE	FF	FG	FH	FI	FJ	FK	FL	FM	FN	FO	FP	FQ	FR	FS	FT	FU	FV	FW	FX	FY	FZ	GA	GB	GC	GD	GE	GF	GG	GH	GI	GJ	GK	GL	GM	GN	GO	GP	GQ	GR	GS	GT	GU	GV	GW	GX	GY	GZ	HA	HB	HC	HD	HE	HF	HG	HH	HI	HJ	HK	HL	HM	HN	HO	HP	HQ	HR	HS	HT	HU	HV	HW	HX	HY	HZ	IA	IB	IC	ID	IE	IF	IG	IH	II	IJ	IK	IL	IM	IN	IO	IP	IQ	IR	IS	IT	IU	IV	IW	IX	IY	IZ	JA	JB	JC	JD	JE	JF	JG	JH	JI	JJ	JK	JL	JM	JN	JO	JP	JQ	JR	JS	JT	JU	JV	JW	JX	JY	JZ	KA	KB	KC	KD	KE	KF	KG	KH	KI	KJ	KK	KL	KM	KN	KO	KP	KQ	KR	KS	KT	KU	KV	KW	KX	KY	KZ	LA	LB	LC	LD	LE	LF	LG	LH	LI	LJ	LK	LM	LN	LO	LP	LQ	LR	LS	LT	LU	LV	LW	LX	LY	LZ	MA	MB	MC	MD	ME	MF	MG	MH	MI	MJ	MK	ML	MM	MN	MO	MP	MQ	MR	MS	MT	MU	MV	MW	MX	MY	MZ	NA	NB	NC	ND	NE	NF	NG	NH	NI	NJ	NK	NL	NM	NN	NO	NP	NQ	NR	NS	NT	NU	NV	NW	NX	NY	NZ	OA	OB	OC	OD	OE	OF	OG	OH	OI	OJ	OK	OL	OM	ON	OO	OP	OQ	OR	OS	OT	OU	OV	OW	OX	OY	OZ	PA	PB	PC	PD	PE	PF	PG	PH	PI	PJ	PK	PL	PM	PN	PO	PP	PQ	PR	PS	PT	PV	PW	PX	PY	PZ	QA	QB	QC	QD	QE	QF	QG	QH	QI	QJ	QK	QL	QM	QN	QO	QP	QR	QS	QT	QU	QV	QW	QX	QY	QZ	RA	RB	RC	RD	RE	RF	RG	RH	RI	RJ	RK	RL	RM	RN	RO	RP	RQ	RR	RS	RT	RU	RV	RW	RX	RY	RZ	SA	SB	SC	SD	SE	SF	SG	SH	SI	SJ	SK	SL	SM	SN	SO	SP	SQ	SR	SS	ST	SU	SV	SW	SX	SY	SZ	TA	TB	TC	TD	TE	TF	TG	TH	TI	TJ	TK	TL	TM	TN	TO	TP	TQ	TR	TS	TT	TU	TV	TW	TX	TY	TZ	UA	UB	UC	UD	UE	UF	UG	UH	UI	UJ	UK	UL	UM	UN	UO	UP	UQ	UR	US	UT	UU	UV	UW	UX	UY	UZ	VA	VB	VC	VD	VE	VF	VG	VH	VI	VJ	VK	VL	VM	VN	VO	VP	VQ	VR	VS	VT	VU	VV	VW	VX	VY	VZ	WA	WB	WC	WD	WE	WF	WG	WH	WI	WJ	WK	WL	WM	WN	WO	WP	WQ	WR	WS	WT	WX	WY	WZ	XA	XB	XC	XD	XE	XF	YG	YH	YI	YJ	YK	YL	YM	YN	YO	YP	YQ	YR	YS	YT	YU	YV	YW	YX	YY	YZ	ZA	ZB	ZC	ZD	ZE	ZF	ZG	ZH	ZI	ZJ	ZK	ZL	ZM	ZN	ZO	ZP	ZQ	ZR	ZS	ZT	ZU	ZV	ZW	ZX	ZY	ZZ
angle	greater than	less than	parallel	perpendicular	channel	number	floor beam	archer ball	A/C or conditioning	asphalt concrete	area drain	aluminum	finished floor	AGS aggregate	AI alternate	AIJ alternate	AIK anchor, anchorage	AIQ approx	AIU approximate	AIW architect (w/)	ASB asbestos	AUT automatic	AVS average	BEI below	BEJ between	BLK black	BL	BLK black	BLK beam	BLK bottom	BLK sides	BLK top	BLK cabin	BLK cabin	BLK cabin	BLK cabin	BLK cabin	BLK cabin	BLK cabin	BLK cabin	BLK cabin	BLK cabin	BLK cabin	BLK cabin	BLK cabin	BLK cabin	BLK cabin	BLK cabin	BLK cabin	BLK cabin	BLK cabin	BLK cabin	BLK cabin	BLK cabin	BLK cabin	BLK cabin	BLK cabin	BLK cabin	BLK cabin	BLK cabin	BLK cabin	BLK cabin	BLK cabin	BLK cabin	BLK cabin	BLK cabin	BLK cabin	BLK cabin	BLK cabin	BLK cabin	BLK cabin	BLK cabin	BLK cabin	BLK cabin	BLK cabin	BLK cabin	BLK cabin	BLK cabin	BLK cabin	BLK cabin	BLK cabin	BLK cabin	BLK cabin	BLK cabin	BLK cabin	BLK cabin	BLK cabin	BLK cabin	BLK cabin	BLK cabin	BLK cabin	BLK cabin	BLK cabin	BLK cabin	BLK cabin	BLK cabin	BLK cabin	BLK cabin	BLK cabin	BLK cabin	BLK cabin	BLK cabin	BLK cabin	BLK cabin	BLK cabin	BLK cabin	BLK cabin	BLK cabin	BLK cabin	BLK cabin	BLK cabin	BLK cabin	BLK cabin	BLK cabin	BLK cabin	BLK cabin	BLK cabin	BLK cabin	BLK cabin	BLK cabin	BLK cabin	BLK cabin	BLK cabin	BLK cabin	BLK cabin	BLK cabin	BLK cabin	BLK cabin	BLK cabin	BLK cabin	BLK cabin	BLK cabin	BLK cabin	BLK cabin	BLK cabin	BLK cabin	BLK cabin	BLK cabin	BLK cabin	BLK cabin	BLK cabin	BLK cabin	BLK cabin	BLK cabin	BLK cabin	BLK cabin	BLK cabin	BLK cabin	BLK cabin	BLK cabin	BLK cabin	BLK cabin	BLK cabin	BLK cabin	BLK cabin	BLK cabin	BLK cabin	BLK cabin	BLK cabin	BLK cabin	BLK cabin	BLK cabin	BLK cabin	BLK cabin	BLK cabin	BLK cabin	BLK cabin	BLK cabin	BLK cabin	BLK cabin	BLK cabin	BLK cabin	BLK cabin	BLK cabin	BLK cabin	BLK cabin	BLK cabin	BLK cabin	BLK cabin	BLK cabin	BLK cabin	BLK cabin	BLK cabin	BLK cabin	BLK cabin	BLK cabin	BLK cabin	BLK cabin	BLK cabin	BLK cabin	BLK cabin	BLK cabin	BLK cabin	BLK cabin	BLK cabin	BLK cabin	BLK cabin	BLK cabin	BLK cabin	BLK cabin	BLK cabin	BLK cabin	BLK cabin	BLK cabin	BLK cabin	BLK cabin	BLK cabin	BLK cabin	BLK cabin	BLK cabin	BLK cabin	BLK cabin	BLK cabin	BLK cabin	BLK cabin	BLK cabin	BLK cabin	BLK cabin	BLK cabin	BLK cabin	BLK cabin	BLK cabin	BLK cabin	BLK cabin	BLK cabin	BLK cabin	BLK cabin	BLK cabin	BLK cabin	BLK cabin	BLK cabin	BLK cabin	BLK cabin	BLK cabin	BLK cabin	BLK cabin	BLK cabin	BLK cabin	BLK cabin	BLK cabin	BLK cabin	BLK cabin	BLK cabin	BLK cabin	BLK cabin	BLK cabin	BLK cabin	BLK cabin	BLK cabin	BLK cabin	BLK cabin	BLK cabin	BLK cabin	BLK cabin	BLK cabin	BLK cabin	BLK cabin	BLK cabin	BLK cabin	BLK cabin	BLK cabin	BLK cabin	BLK cabin	BLK cabin	BLK cabin	BLK cabin	BLK cabin	BLK cabin	BLK cabin	BLK cabin	BLK cabin	BLK cabin	BLK cabin	BLK cabin	BLK cabin	BLK cabin	BLK cabin	BLK cabin	BLK cabin	BLK cabin	BLK cabin	BLK cabin	BLK cabin	BLK cabin	BLK cabin	BLK cabin																																																																																																																																																																																																																																																																																																																																																																		



**K.F. DAVIS ENGINEERING, INC.**  
**530 LA GONDA WAY, SUITE E**  
**DANVILLE, CA 94526**

Revisions:

Drawing Title:

GENERAL NOTES, LEGEND  
& ABBREVIATIONS

Drawn:

Checked:

Project Title:

Project Title: **BLDG 650  
REPLACE AIR HANDLERS**

Date: 09/25/08

Project No.:

DRAWING No.

Duo. Of

Department of  
Veterans Affairs