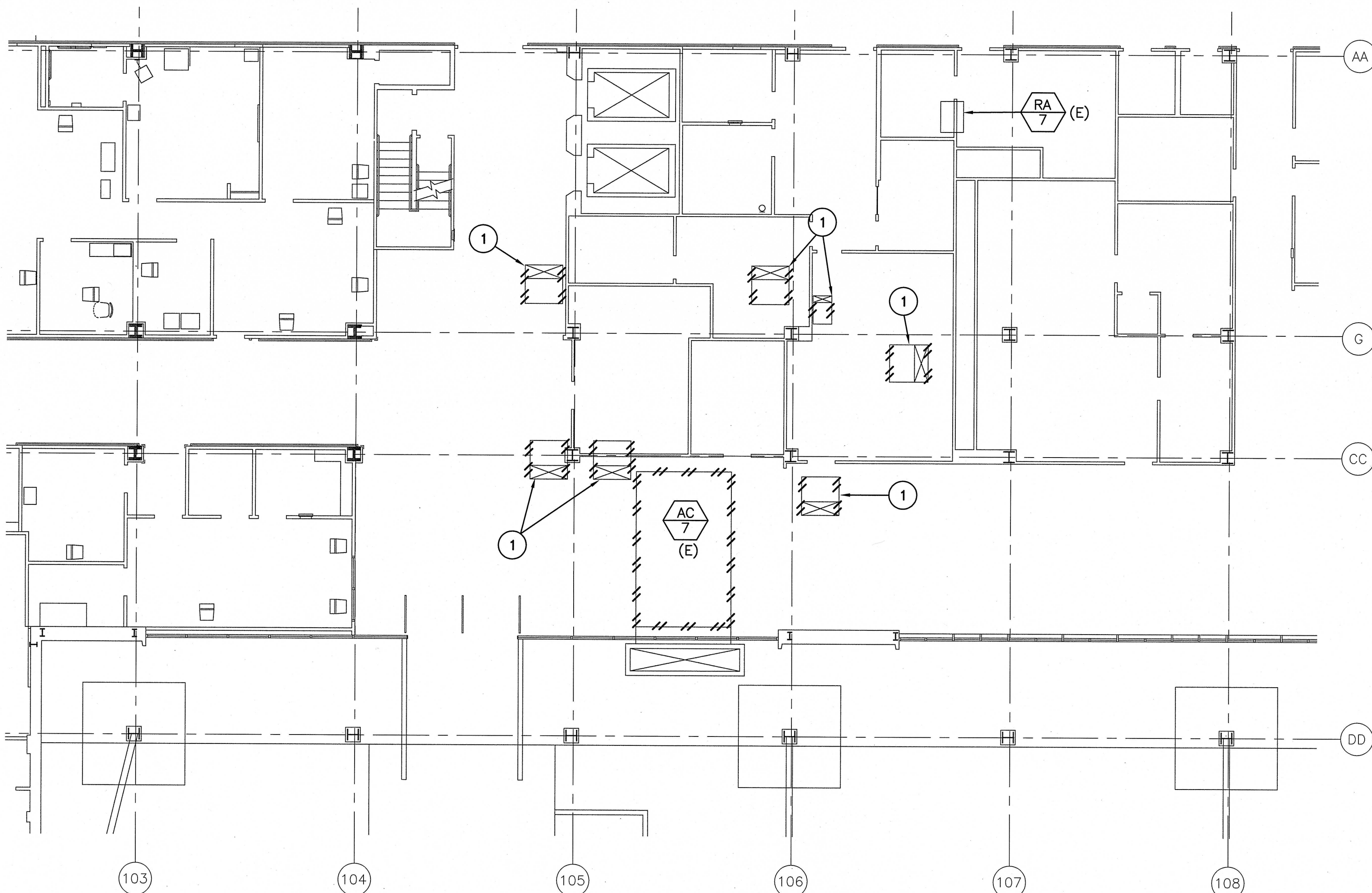


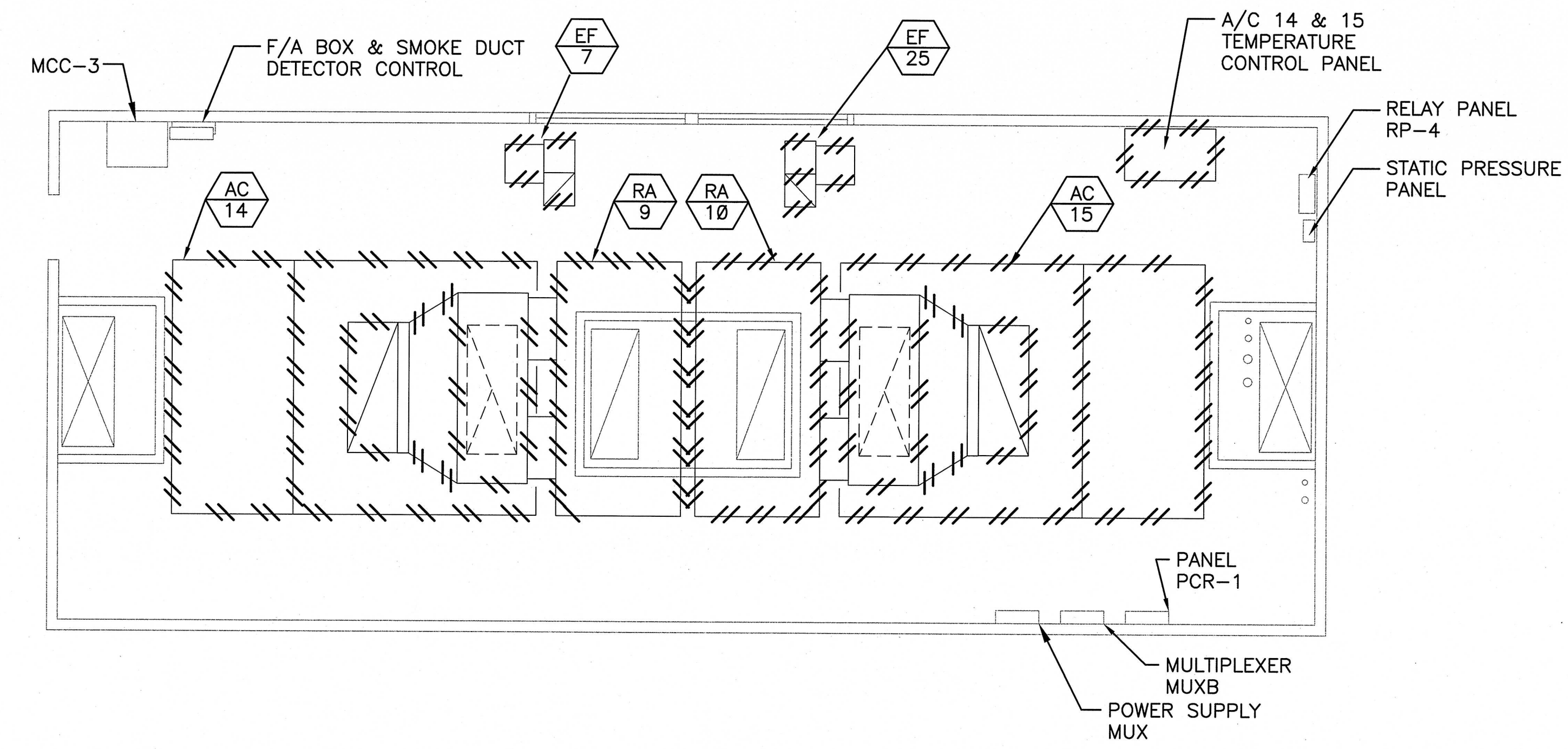
12
8
4
0
SCALE: 3/4"=1'-0"
12
8
4
0
SCALE: 1/2"=1'-0"
4
2
0
SCALE: 1/4"=1'-0"
12
8
4
0
SCALE: 1/4"=1'-0"
12
8
4
0
SCALE: 1/8"=1'-0"



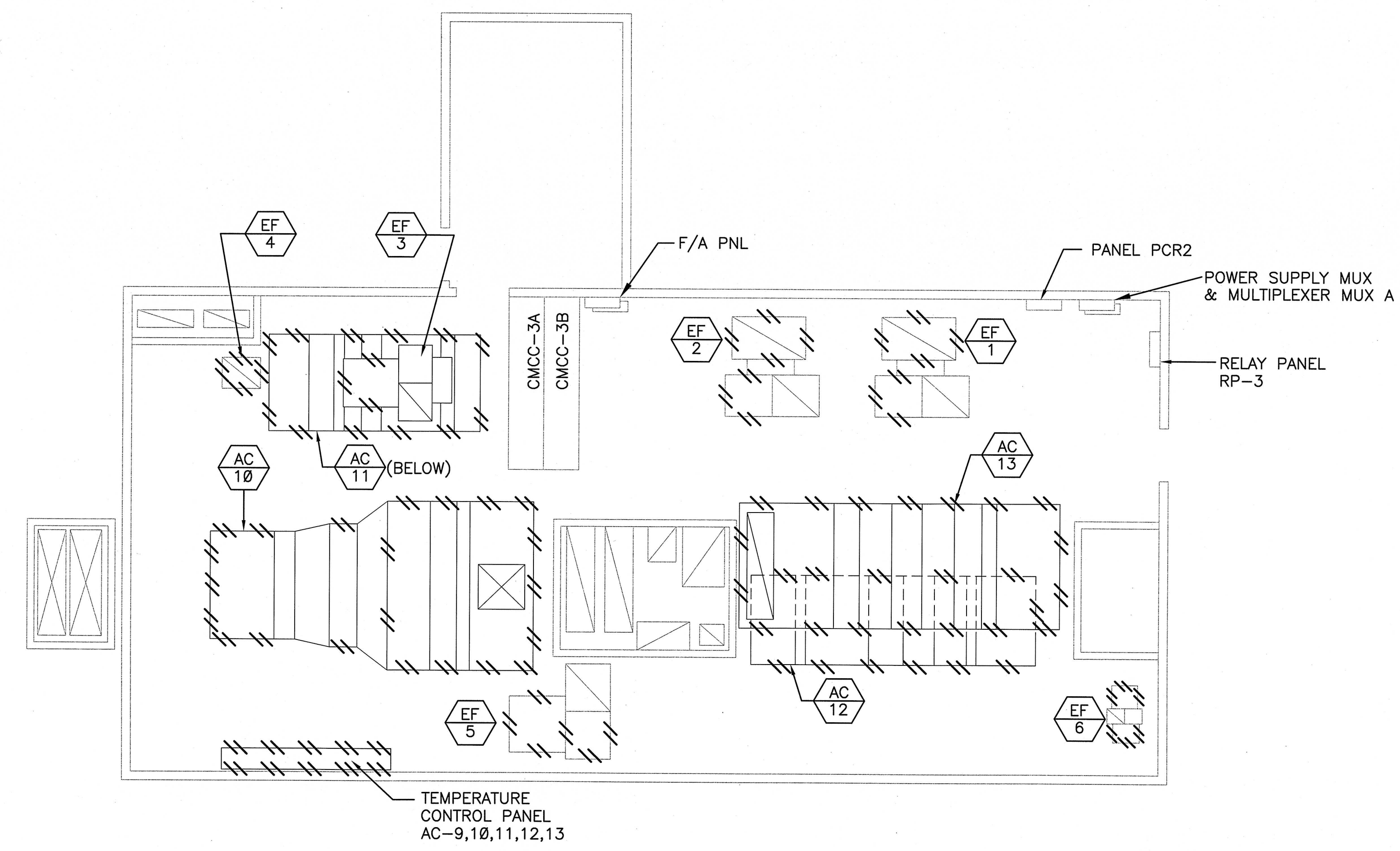
1ST FLOOR ELECTRICAL PLAN- AC7
SCALE: NONE

SHEET NOTES:
1 REMOVE VAV BOXES ASSOCIATED POWER AND CONTROLS.

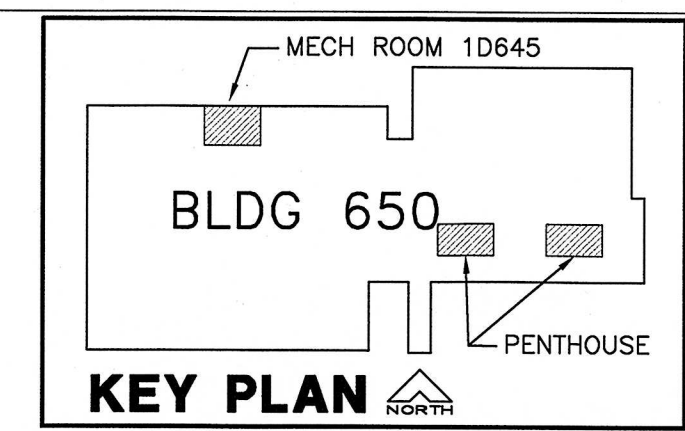
- GENERAL NOTES:**
- AHU EQUIPMENT AND DEVICES TO BE DEMOLISHED ARE SHOWN FOR REFERENCE ONLY AND IN NO WAY REPRESENT THE TOTAL NUMBER AND EXACT LOCATION OF THE EQUIPMENT AND DEVICES. CONTRACTOR IS TO DISCONNECT AND REMOVE ALL ASSOCIATED DEVICES, WIRES, EXPOSED AND ABOVE CEILING CONDUITS, OUTLET BOXES, JUNCTION BOXES, ETC. BACK TO THE SOURCE OR THE LAST ACTIVE DEVICE.
 - ON WALLS AND FLOORS THAT ARE TO REMAIN, REMOVE THE EXISTING J.B.'s THAT ARE NO LONGER IN USE. CAP AND SEAL CONDUITS THAT ARE NO LONGER IN USE. REPAIR WALL AND FLOOR TO MATCH EXISTING.
 - CONTRACTOR SHALL VERIFY (E) CONDITIONS
 - DISCONNECT POWER AND CONTROL TO (E) THERMOSTAT. CONDUIT AND WIRING ARE TO REMAIN FOR REWIRE TO (N) THERMOSTAT.
 - REFER TO MECHANICAL DRAWINGS FOR INFORMATION.



ROOF ELECTRICAL DEMO PLAN PENTHOUSE (EAST)
SCALE: NONE



ROOF ELECTRICAL DEMO PLAN PENTHOUSE (WEST)
SCALE: NONE



K.F. DAVIS ENGINEERING, INC
530 LA GONDA WAY, SUITE E
DANVILLE, CA 94526

Revisions:	Drawing Title: ELECTRICAL DEMOLITION PLANS--1ST FLR & PENTHOUSES EAST AND WEST	Project Title: BLDG 650 REPLACE AIR HANDLERS 1 THRU 4, 7 AND 9 - 15	Date: 08/25/08
Approved:	Approved: Medical Center Director	Building Number:	Project No.: 61244-07-342
Approved:	Approved: Chief, Engineering Service	Location: MATHER VAMC MATHER CALIFORNIA	DRAWING No. E2.1
	Checked: AL		Dwg. Of

