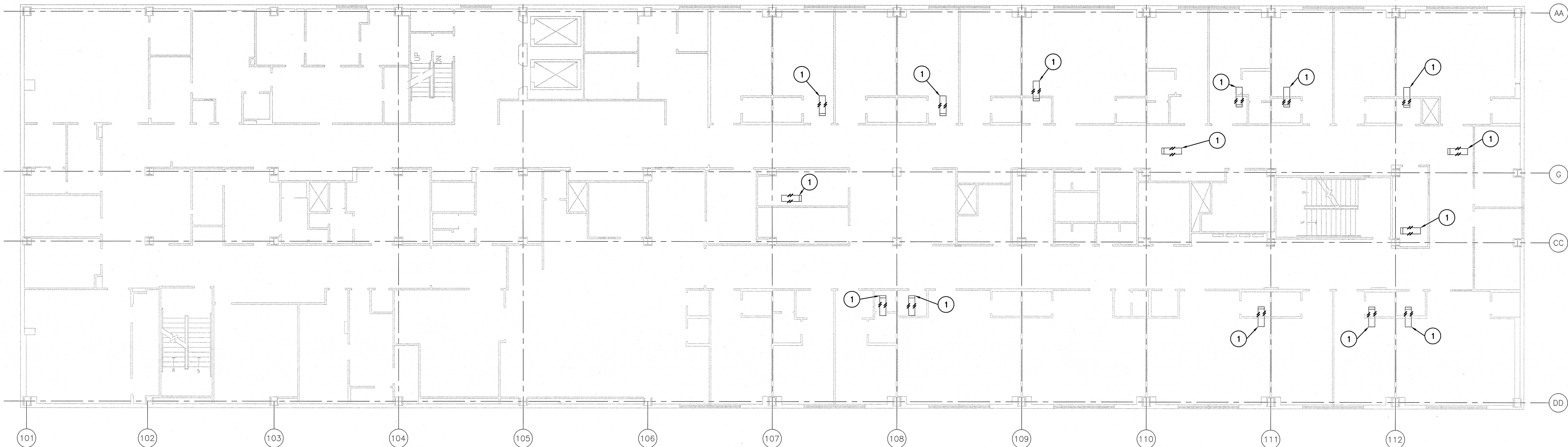


GENERAL NOTES:

1. AHU EQUIPMENT AND DEVICES TO BE DEMOLISHED ARE SHOWN FOR REFERENCE ONLY AND IN NO WAY REPRESENT THE TOTAL NUMBER AND EXACT LOCATION OF THE EQUIPMENT AND DEVICES. CONTRACTOR IS TO DISCONNECT AND REMOVE ALL ASSOCIATED DEVICES, WIRES, EXPOSED AND ABOVE CEILING CONDUITS, OUTLET BOXES, JUNCTION BOXES, ETC.
2. ON WALLS AND FLOORS THAT ARE TO REMAIN, IN-WALL AND BELOW FLOOR CONDUITS ARE TO REMAIN BUT REMOVE THE JUNCTION BOXES. CAP AND SEAL THE CONDUITS. REPAIR WALL AND FLOOR TO MATCH EXISTING.
3. CONTRACTOR SHALL VERIFY (E) CONDITIONS
4. DISCONNECT POWER AND CONTROL TO (E) THERMOSTAT. CONDUIT AND WIRING ARE TO REMAIN FOR REWIRE TO (N) THERMOSTAT.
5. REFER TO MECHANICAL DRAWINGS FOR INFORMATION.

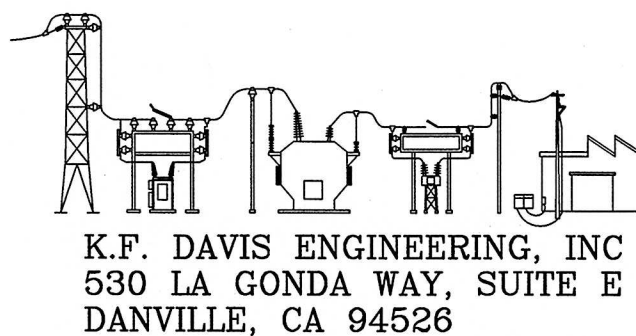
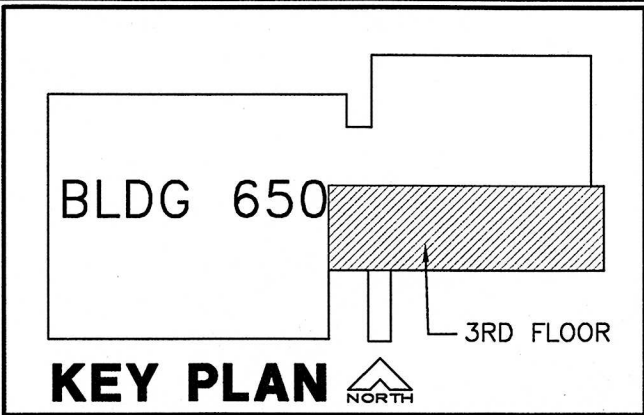
SHEET NOTES:

- 1 REMOVE VAV BOXES ASSOCIATED POWER'S AND CONTROLS*, CONDUIT AND WIRING BACK TO THE SOURCE PANEL OR THE LAST ACTIVE DEVICE.



ELECTRICAL DEMOLITION PLAN 3RD FLOOR

SCALE: 1/8" = 1'-0"



Revisions:	Drawing Title:	Project Title:	Date:
	ELECTRICAL DEMOLITION PLAN 3RD FLOOR	BLDG 650 REPLACE AIR HANDLERS 1 THRU 4, 7 AND 9 - 15	08/25/08
Approved:	Approved: Medical Center Director	Building Number:	Project No.:
Approved:	Approved: Chief, Engineering Service	Location: MATHER VAMC MATHER CALIFORNIA	61244-07-342
	Drawn: RMK	DRAWING No.:	
	Checked: KL	E2.5	
		Dwg. Of	



Department of
Veterans Affairs