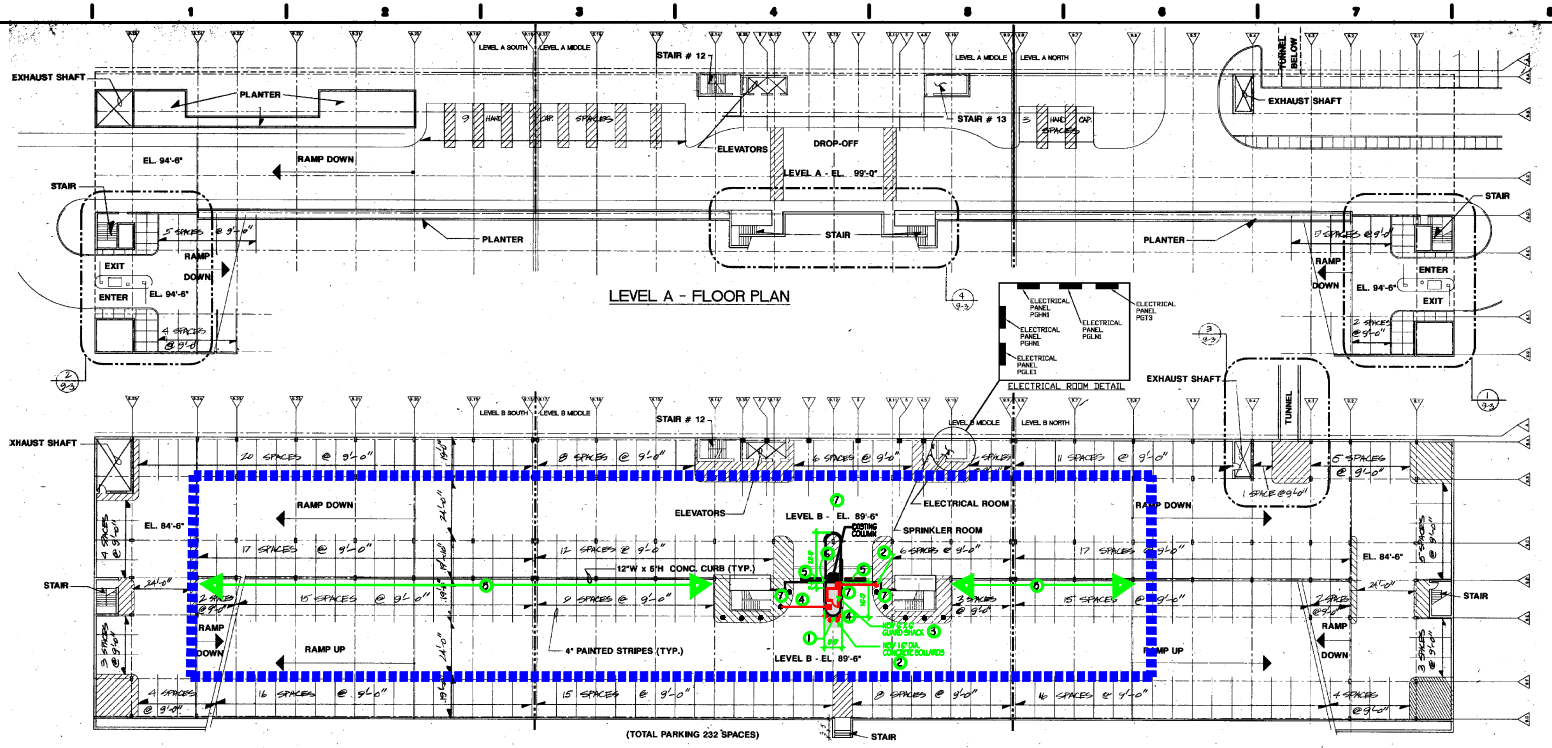

NEW CONSTRUCTION PLAN

SCALE: N.T.S.

1. DEMO EXISTING CURB AND ISLAND TO EXTEND OUT TO 3'-0" FROM EXISTING.
2. INSTALL NEW 16" DIA CONCRETE BOLLARDS TO MATCH EXISTING.
3. CONSTRUCT NEW 6' X 6' GUARD SHACK AS SHOWN ON LAYOUT. REFER TO MANUFACTURER'S DRAWINGS FOR ALL SPECS AND REQUIREMENTS.
4. INSTALL NEW ELECTRONIC LIFT GATE WITH ARM EXTENSIONS. ACTIVATION BY OTHERS.
5. DEMO AND RECONSTRUCT DRAIN GUTTER AS REQUIRED.
6. ROUGH IN ELECTRICAL POWER TO NEW GUARD SHACK AND LIFT GATES AS REQUIRED.
7. INSTALL AND COORDINATE LOCATION OF NEW SECURITY CAMERAS. ACTIVATION BY OTHERS.
8. RELOCATE / INSTALL 10 FT CONCRETE BARRIERS TO BLOCK IN OPEN AREAS BETWEEN COLUMNS AND FROM PAVEMENT ON LEVEL B UP TO BARRIER HEIGHT AS REQUIRED BY POLICE SERVICE. REFER TO ELEVATION PLAN ON SHEET 4/C-103.
9. DEMO AND REMOVE EXISTING BOLLARDS.



NOTE

REFER TO PAO WEB GUARD SHACK SPECIFICATIONS ATTACHED WITH THIS SET OF PLANS. ELECTRICAL PDF PLAN AVAILABLE BY REQUEST.

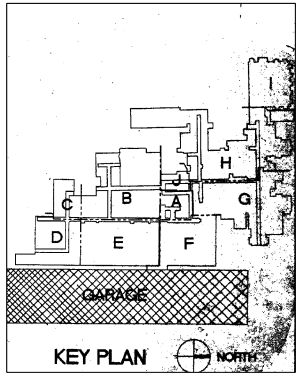

CONSULTANTS:	ADDRESS:	NORTH REFERENCE	PROJECT ENGINEERS:	DRAWN BY:			
N/A	Richard L. Roudebush VA Medical Center 1481 W. 10th St. Indianapolis, Indiana 46202	22		G. MOORE	NEW GUARD SHACK CONSTRUCTION PLAN • PARKING GARAGE	PARKING GARAGE SITE PLAN FOR NEW GUARD SHACK CONSTRUCTION	592-12- 01
						WEST TENTH STREET	C-102
						20 MAR 2012	XFY12 GM

Engineering and Facilities Management Services