











Neurocog TBI Research Building Furniture Martinez, CA
Salient Characteristics

	<u>QTY</u>	<u>Description</u>	Preferred Manufacturers
1	23	Clock <ul style="list-style-type: none"> • 11 ¾" diameter Clock • Aluminum Finish Bezel • Battery Operated 	Peter Pepper OR EQUAL 
2	7	Whiteboard 36"x24" <ul style="list-style-type: none"> • 36"x24" Whiteboard • White "Ceramic steel" writing surface • Narrow aluminum trim • Attached marker tray • Marker set • Eraser and cleaning fluid kit included • Accepts magnets • Steelcase Lifetime Warranty on Ceramic steel writing surface • Ten-year warranty on materials and workmanship • Cradle to Cradle Silver Certified 	Steelcase (Edge) OR EQUAL 
3	3	Whiteboard 72"x48" <ul style="list-style-type: none"> • 72"x48" Whiteboard • White "Ceramic steel" writing surface • Narrow aluminum trim • Attached marker tray • Marker set • Eraser and cleaning fluid kit included • Accepts magnets • Steelcase Lifetime Warranty on Ceramic steel writing surface • Ten-year warranty on materials and workmanship • Cradle to Cradle Silver Certified 	Steelcase (Edge) OR EQUAL 
4	2	Whiteboard 48"x36" <ul style="list-style-type: none"> • 48"x36" Whiteboard • White "Ceramic steel" writing surface • Narrow aluminum trim • Attached marker tray • Marker set • Eraser and cleaning fluid kit included • Accepts magnets • Steelcase Lifetime Warranty on Ceramic steel writing surface • Ten-year warranty on materials and workmanship • Cradle to Cradle Silver Certified 	Steelcase (Edge) OR EQUAL 





Neurocog TBI Research Building Furniture Martinez, CA
Salient Characteristics

5	2	1 Pocket Magazine Rack <ul style="list-style-type: none"> • Overall Dimensions 14" Wx14" Hx2 ½" D • Must have 1 pocket • Front panel lifts for cleaning • Plain front steel back panel • Side frame natural anodized aluminum 	Peter Pepper (Model 4121) OR EQUAL 
6	48	Keyboard Trays <ul style="list-style-type: none"> • Keyboard Platform with integrated sliding mouse platform • Suitable for right or left hand users • Black • Pinnacle 2 keyboard arm with low profile 22" ball bearing track • Non-skid keyboard pads • Built in document holder • Integrated cable management • Removable memory foam palm support 	Workrite (Banana Board) OR EQUAL 
7	48	Dual Monitor Arms <ul style="list-style-type: none"> • Allows monitor to be positioned at the correct viewing distance and promote stress free movement • Tilt mechanism operates through a range of 20° backward tilt and 30° forward tilt • Rotation allows for landscape or portrait viewing on monitor • Integrated wire management • Dual flat screen monitor mount • Standard VSA mounting bracket • Arms adjust separately • Up/down, base swivel, bracket swivel 	Steelcase (FYI Series) OR EQUAL 
8	48	CPU Holder <ul style="list-style-type: none"> • Adjusts to fit CPUs 3" to 9.5" W and 10" to 22" tall • Designed to easily support CPU weighing up to 70 pounds • Slides easily and smoothly on nylon glides • Rotates a full 360° for complete access to cables and ports • Easy grasp handle facilitates access • Must have sleek non-bulky design • Can support both vertical (towers) and horizontal CPUs • Attaches to underside of Work surface • Locking lever device 	TBD




Neurocog TBI Research Building Furniture Martinez, CA
Salient Characteristics

		<ul style="list-style-type: none"> Adjusts without tools 	
9	8	<p>Low Rectangular Planter</p> <ul style="list-style-type: none"> Overall Dimensions: 45" Wx45" Dx18"H Steel construction and softly curved rectilinear profile Available in multiple heights Indoor/Outdoor use Polyethylene base with glides Drain holes Powder coated metal <p><u>Finishes</u></p> <ul style="list-style-type: none"> Base Finish: Titanium <p>Note</p> <ul style="list-style-type: none"> Must be mounted to surface of Roof Deck 	<p>Landscape Forms (Sorella)</p> <p>OR EQUAL</p> 
10	7	<p>Tall Square Planter</p> <ul style="list-style-type: none"> Overall Dimensions: 15" Wx15" Dx30"H Steel construction and softly curved rectilinear profile Available in multiple heights Indoor/Outdoor use Polyethylene base with glides Drain holes Powder coated metal <p><u>Finishes</u></p> <ul style="list-style-type: none"> Base Finish: Titanium <p>Note</p> <ul style="list-style-type: none"> Must be mounted to surface of Roof Deck 	<p>Landscape Forms (Sorella)</p> <p>OR EQUAL</p> 
11	1	<p>Hospitality Cart</p> <ul style="list-style-type: none"> Overall Dimensions: 30" Wx42" Hx20" D Stainless steel rails at the top 2 hinged locking 30"H doors open to 270° 1 adjustable shelf Solid surface top Locking casters <p><u>Finishes</u></p> <ul style="list-style-type: none"> Base/Door Finish: Cool Grey Top Finish: Solid Surface in Star Shine 	<p>Peter Pepper (Wheelies Model 7970)</p> <p>OR EQUAL</p> 




Neurocog TBI Research Building Furniture Martinez, CA
Salient Characteristics

12	3	Tackboard 48"x36" <ul style="list-style-type: none"> • 48"x36" Whiteboard • Fabrics available in multiple options • Narrow aluminum trim • Ten-year warranty on materials and workmanship • Cradle to Cradle Silver Certified 	Steelcase (Edge) OR EQUAL 
13	47	Hat and Coat Hook <ul style="list-style-type: none"> • Overall Dimensions: 3" Wx1 3/4" Hx2 1/4" D • Aluminum • Dual Coat Hooks • Wood Screws included Finishes <ul style="list-style-type: none"> • Finish: Polished Anodized Aluminum 	Peter Pepper (Model #2077) OR EQUAL 
14	2	Trash/Recycle Receptacle <ul style="list-style-type: none"> • Overall Dimensions: 55" Wx30" Hx11" D • 10 Gallons per compartment • 3 compartments • Steel with a polyurethane finish • (1) Commingled Containers (2) Waste • 3 polyethylene liners included • Waste decal printed in grey • Recycling decal printed in green • 1" MDF (formaldehyde free) with a Graphite powder coat finish Finishes <ul style="list-style-type: none"> • Finish: Aluminum Metallic 	Peter Pepper (Model TRIO-S) OR EQUAL 
15	2	Tilt Receptacle <ul style="list-style-type: none"> • Overall Dimensions: 20" dia x 47"H • 30 gallons • Stainless steel with roro-molded polyurethane top • Indoor/Outdoor use • Resistant to UV, moisture, corrosion and temperature changes • Includes Recycling and Waste decals • Side Opening Finishes <ul style="list-style-type: none"> • Finish: Aluminum Metallic 	Peter Pepper (Model TL-S) OR EQUAL 







Neurocog TBI Research Building Furniture Martinez, CA
Salient Characteristics

16	51	Cylindrical Wastebasket <ul style="list-style-type: none"> Overall Dimensions: 10" dia x 12"H Cylinder shape Steel Available in any PPP color PPP Color Interior same color as exterior Finishes <ul style="list-style-type: none"> Finish: Aluminum Metallic 	Peter Pepper (Model 663) OR EQUAL 
17	5	Coat Rack-4 Hooks on Bar <ul style="list-style-type: none"> Overall Dimensions: 22 3/8" W x 5"H x 3 3/4" D Natural Anodized Aluminum Keyhole Mount Wall mounting hardware included 4 Hooks on Bar Finishes <ul style="list-style-type: none"> Finish: Polished Anodized Aluminum 	Peter Pepper (Model 2143XL) OR EQUAL 
18	48	Task Chairs w/ Hard Dual Wheel Casters: <ul style="list-style-type: none"> Overall Dimensions: 28.5" W; 22" to 24.25" D; 37.25" to 42"H Translucent 3D Knit back available in 14 colors 2.5" Hard Dual wheel casters for use on carpet Adjustable lumbar support Black Plastic frame/base Hard Dual wheel casters for use on Carpet Fully adjustable arms with soft arm caps Independent height, width, pivot and depth adjustable arms Ability to slide entire armrest in and then pivot arms Four reclining modes: upright, mid-stop, boosted and weight activated 95% Recyclable material Supports U.S. Green Building Council's LEED certification Finishes <ul style="list-style-type: none"> Frame Finish: (Plastic) 6205 Black Mesh Back: 3-D Knit 5092 Graphite Seat Fabric: Knoll Textiles Vibe II #K215416 in Poise or Equal 	Steelcase Think V2 (465A300) OR EQUAL 
19	15	Stackable Chair w/ Soft Glides <ul style="list-style-type: none"> Metal painted Frame in Platinum option Open polypropylene back System of dynamic flexors that curve to fit your curves LiveSeat ergonomic technology 	Steelcase Move OR EQUAL

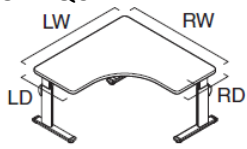



Neurocog TBI Research Building Furniture Martinez, CA
Salient Characteristics

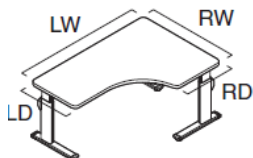


		<ul style="list-style-type: none"> • Stacks 5 high • Fixed arms • Upholstered seat • Soft Glides • Wall Saver legs • Moisture barrier needed <p><u>Finishes</u></p> <ul style="list-style-type: none"> • Legs Finish: Platinum Metallic 4799 • Back/Arm Shell: Steelcase Artic White • Seat Fabric: LDI Healing Essentials Patterns Balance in color Shiitake #3008 or Equal 	
20	34	<p>Stackable Chair w/ Regular Glides</p> <ul style="list-style-type: none"> • Metal painted Frame in Platinum option • Open polypropylene back • System of dynamic flexors that curve to fit your curves • LiveSeat ergonomic technology • Stacks 5 high • Fixed arms • Upholstered seat • Regular Glides • Wall Saver legs • Moisture barrier needed <p><u>Finishes</u></p> <ul style="list-style-type: none"> • Legs Finish: Platinum Metallic 4799 • Back/Arm Shell: Steelcase Artic White • Seat Fabric: Momentum Textiles Velocity in color Hosta or Equal 	<p>Steelcase Move</p> <p>OR EQUAL</p> 
21	25	<p>Guest Chair Low Back</p> <ul style="list-style-type: none"> • Overall Dimensions: 25" W; 25" D; 33 ¾"H • Fully Upholstered • Low Back option • Flex Back allows for smooth posture adjustments • Black non-marring glides • 4-leg base in chrome • Moisture barrier needed <p><u>Finishes</u></p> <ul style="list-style-type: none"> • Legs Finish: Trivalent Chrome • Seat Fabric: Momentum Textiles Beeline in color Cork or Equal 	<p>Coalesse Bindu</p> <p>OR EQUAL</p> 
22	2	<p>Backless Doctor's Stool</p> <ul style="list-style-type: none"> • Seat Height: 18"-24.5" • Weight capacity 300 lb. • Air lift height adjustment mechanism • Single lever height control • Upholstered seat • Round Seat 	<p>Midmark Ritter Air Lift (Model 272)</p> <p>OR EQUAL</p>

Neurocog TBI Research Building Furniture Martinez, CA
Salient Characteristics

		<ul style="list-style-type: none"> Pneumatic lift 5-star base Finishes Frame Finish: (Plastic) Black Seat Fabric: Knoll Textiles Vibe II #K215416 in Poise or Equal 	
23	1	Shampoo Chair <ul style="list-style-type: none"> Overall Dimensions: 26" D; 23.25" W; 32" H Chrome Armrests with urethane armrest pads Upholstered Seat and back with stitching detail 5-star base Finishes are standard 	Belvedere (Arrojo Shampoo Chair) OR EQUAL 
24	11	Consult Office L-Shaped (Right) Typical (Qty 1) 90° Equal Adjustable Table <ul style="list-style-type: none"> Overall Dimensions: 70" LW; 23" D; 70" RW Laminate top Square Edges Height range: 25 1/2" - 52" Load capacity up to 195 lbs. Adjustment speed: 1.7" per second Base in Platinum (Qty 1) Mobile B/F Pedestal w/Cushion <ul style="list-style-type: none"> Mobile Pedestal Box/File Drawer Proud Front Contemporary Pulls Pencil Tray Insert Mobile Ped cushion top with retractable pull handle Must be locking (Qty 1) Fixed Box/Box/File Pedestal <ul style="list-style-type: none"> Fixed Pedestal Box/Box/ File Proud Front Contemporary Pulls Pencil Tray Insert Must be locking (Qty 1) Fixed File/File Pedestal <ul style="list-style-type: none"> Fixed Pedestal File/File 	Steelcase (Series 5/Universal Storage/Answer Freestanding) OR EQUAL    

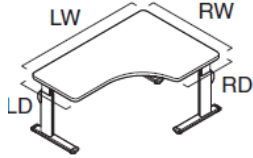


Neurocog TBI Research Building Furniture Martinez, CA
Salient Characteristics

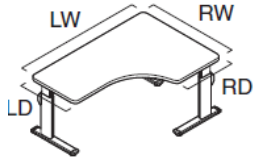

		<ul style="list-style-type: none"> Proud front Contemporary Pulls Filing rails Must be locking <p>(Qty 1) Work surface Top</p> <ul style="list-style-type: none"> 24"x42" Laminate work surface top Will be attached to fixed Peds Full depth 3mm edge with square corners Omit scallop <p><u>Finishes</u></p> <ul style="list-style-type: none"> Desking Work Surface Finish: Steelcase Graphite Walnut 2410 or Equal Filing & Storage Finish: Fieldstone (7238) Leg Finish: Platinum Metallic (4799) Mobile Ped Cushion Fabric: CF Stinson Walk the Line in color Sandcastle WTL 24 or Equal <p>Note</p> <ul style="list-style-type: none"> Fixed Pedestals must be attached to 24"x42" Laminate work surface top 	
25	11	<p>Consult Office L-Shaped (Left) Typical</p> <p>(Qty 1) 90° Equal Adjustable Table</p> <ul style="list-style-type: none"> Overall Dimensions: 70" LW;23" D;70"RW Laminate top Square Edges Height range: 25 ½"-52" Load capacity up to 195 lbs. Adjustment speed: 1.7" per second Base in Platinum <p>(Qty 1) Mobile B/F Pedestal w/Cushion</p> <ul style="list-style-type: none"> Mobile Pedestal Box/File Drawer Proud Front Contemporary Pulls Pencil Tray Insert Mobile Ped cushion top with retractable pull handle Must be locking <p>(Qty 1) Fixed Box/Box/File Pedestal</p> <ul style="list-style-type: none"> Fixed Pedestal Box/Box/ File Proud Front Contemporary Pulls Pencil Tray Insert Must be locking <p>(Qty 1) Fixed File/File Pedestal</p>	<p>Steelcase (Series 5/Universal Storage/Answer Freestanding)</p> <p>OR EQUAL</p>    

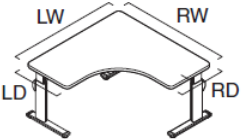



		<ul style="list-style-type: none"> Fixed Pedestal File/File Proud front Contemporary Pulls Filing rails Must be locking <p>(Qty 1) Work surface Top</p> <ul style="list-style-type: none"> 24"x42" Laminate work surface top Will be attached to fixed Peds Full depth 3mm edge with square corners Omit scallop <p>Finishes</p> <ul style="list-style-type: none"> Desking Work Surface Finish: Steelcase Graphite Walnut 2410 or Equal Filing & Storage Finish: Fieldstone (7238) Leg Finish: Platinum Metallic (4799) Mobile Ped Cushion Fabric: CF Stinson Walk the Line in color Sandcastle WTL 24 or Equal <p>Note</p> <ul style="list-style-type: none"> Fixed Pedestals must be attached to 24"x42" Laminate work surface top 	
26	3	<p>POD Office L-Shaped (Right) Typical</p> <p>(Qty 1) 90° Extended Electric Adjustable Height Table</p> <ul style="list-style-type: none"> Overall Dimensions: 58" LW;23" D;70RW" Laminate top Square Edges Height range: 25 ½"-52" Load capacity up to 195 lbs. Adjustment speed: 1.7" per second Base in Platinum <p>(Qty 1) Mobile B/F Pedestal w/Cushion</p> <ul style="list-style-type: none"> Mobile Pedestal Box/File Drawer Proud Front Contemporary Pulls Pencil Tray Insert Mobile Ped cushion top with retractable pull handle Must be locking <p>(Qty 1) Fixed File/File Pedestal</p> <ul style="list-style-type: none"> Fixed Pedestal File/File Proud front Contemporary Pulls Filing rails Must be locking 	<p>Steelcase (Series 5/Universal Storage/Answer Freestanding)</p> <p>OR EQUAL</p>   

		<p>(Qty 1) Work surface Top</p> <ul style="list-style-type: none"> • 24"x30" Laminate work surface top • Will be attached to fixed Peds • Full depth • 3mm edge with square corners • Omit scallop <p>Finishes</p> <ul style="list-style-type: none"> • Desking Work Surface Finish: Steelcase Graphite Walnut 2410 or Equal • Filing & Storage Finish: Fieldstone (7238) • Leg Finish: Platinum Metallic (4799) • Mobile Ped Cushion Fabric: CF Stinson Walk the Line in color Sandcastle WTL 24 or Equal <p>Note</p> <ul style="list-style-type: none"> • Fixed Pedestals must be attached to 24"x30" Laminate work surface top 	
27	3	<p>POD Office L-Shaped (Left) Typical</p> <p>(Qty 1) 90° Extended Electric Adjustable Height Table</p> <ul style="list-style-type: none"> • Overall Dimensions: 58" LW;23" D;70RW" • Laminate top • Square Edges • Height range: 25 ½"-52" • Load capacity up to 195 lbs. • Adjustment speed: 1.7" per second • Base in Platinum <p>(Qty 1) Mobile B/F Pedestal w/Cushion</p> <ul style="list-style-type: none"> • Mobile Pedestal • Box/File Drawer • Proud Front • Contemporary Pulls • Pencil Tray Insert • Mobile Ped cushion top with retractable pull handle • Must be locking <p>(Qty 1) Fixed File/File Pedestal</p> <ul style="list-style-type: none"> • Fixed Pedestal • File/File • Proud front • Contemporary Pulls • Filing rails • Must be locking <p>(Qty 1) Work surface Top</p> <ul style="list-style-type: none"> • 24"x30" Laminate work surface top • Will be attached to fixed Peds • Full depth • 3mm edge with square corners 	<p>Steelcase (Series 5/Universal Storage/Answer Freestanding)</p> <p>OR EQUAL</p>




Neurocog TBI Research Building Furniture Martinez, CA
Salient Characteristics

		<ul style="list-style-type: none"> Omit scallop <u>Finishes</u> Desking Work Surface Finish: Steelcase Graphite Walnut 2410 or Equal Filing & Storage Finish: Fieldstone (7238) Leg Finish: Platinum Metallic (4799) Mobile Ped Cushion Fabric: CF Stinson Walk the Line in color Sandcastle WTL 24 or Equal <p>Note</p> <ul style="list-style-type: none"> Fixed Pedestals must be attached to 24"x30" Laminate work surface top 	
28	1	<p>Admin Office Desk (Left) Typical (Qty 1) 90° Extended Electric Adjustable Height Table</p> <ul style="list-style-type: none"> Overall Dimensions: 70" LW;23" D;58RW" Laminate top Square Edges Height range: 25 ½"-52" Load capacity up to 195 lbs. Adjustment speed: 1.7" per second Base in Platinum <p>(Qty 1) Mobile B/F Pedestal w/Cushion</p> <ul style="list-style-type: none"> Mobile Pedestal Box/File Drawer Proud Front Contemporary Pulls Pencil Tray Insert Mobile Ped cushion top with retractable pull handle Must be locking <p>(Qty 2) Fixed File/File Pedestal</p> <ul style="list-style-type: none"> Fixed Pedestal File/File Proud front Contemporary Pulls Filing rails Must be locking <p>(Qty 1) Work surface Top</p> <ul style="list-style-type: none"> 24"x48" Laminate work surface top Will be attached to fixed Peds Full depth 3mm edge with square corners Omit scallop <u>Finishes</u> Desking Work Surface Finish: Steelcase Graphite Walnut 2410 or Equal Filing & Storage Finish: Fieldstone (7238) Leg Finish: Platinum Metallic (4799) 	<p>Steelcase (Series 5/Universal Storage/Answer Freestanding)</p> <p>OR EQUAL</p>   




		<ul style="list-style-type: none"> • Mobile Ped Cushion Fabric: CF Stinson Walk the Line in color Sandcastle WTL 24 or Equal <p>Note</p> <ul style="list-style-type: none"> • Fixed Pedestals must be attached to 24"x30" Laminate work surface top 	
29	1	<p>Admin Office Desk (Right) Typical (Qty 1) 90° Extended Electric Adjustable Height Table</p> <ul style="list-style-type: none"> • Overall Dimensions: 58" LW;23" D;70RW" • Laminate top • Square Edges • Height range: 25 ½"-52" • Load capacity up to 195 lbs. • Adjustment speed: 1.7" per second • Base in Platinum <p>(Qty 1) Mobile B/F Pedestal w/Cushion</p> <ul style="list-style-type: none"> • Mobile Pedestal • Box/File Drawer • Proud Front • Contemporary Pulls • Pencil Tray Insert • Mobile Ped cushion top with retractable pull handle • Must be locking <p><u>Finishes</u></p> <ul style="list-style-type: none"> • Desking Work Surface Finish: Steelcase Graphite Walnut 2410 or Equal • Filing & Storage Finish: Fieldstone (7238) • Leg Finish: Platinum Metallic (4799) • Mobile Ped Cushion Fabric: CF Stinson Walk the Line in color Sandcastle WTL 24 or Equal 	<p>Steelcase (Series 5/Universal Storage)</p> <p>OR EQUAL</p>  




30	1	<p>Consult Office L-Shaped (Right) Typical (Qty 1) 90° Equal Adjustable Table</p> <ul style="list-style-type: none"> • Overall Dimensions: 70" LW;23" D;70"RW • Laminate top • Square Edges • Height range: 25 ½"-52" • Load capacity up to 195 lbs. • Adjustment speed: 1.7" per second • Base in Platinum <p>(Qty 1) Mobile B/F Pedestal w/Cushion</p> <ul style="list-style-type: none"> • Mobile Pedestal • Box/File Drawer • Proud Front • Contemporary Pulls • Pencil Tray Insert • Mobile Ped cushion top with retractable pull handle • Must be locking <p>(Qty 1) Fixed Box/Box/File Pedestal</p> <ul style="list-style-type: none"> • Fixed Pedestal • Box/Box/ File • Proud Front • Contemporary Pulls • Pencil Tray Insert • Must be locking <p>(Qty 1) Fixed File/File Pedestal</p> <ul style="list-style-type: none"> • Fixed Pedestal • File/File • Proud front • Contemporary Pulls • Filing rails • Must be locking <p>(Qty 1) Work surface Top</p> <ul style="list-style-type: none"> • 24"x96" Laminate work surface top • Will be attached to fixed Peds • Full depth • 3mm edge with square corners • Omit scallop • 1 C-Leg <p><u>Finishes</u></p> <ul style="list-style-type: none"> • Desking Work Surface Finish: Steelcase Graphite Walnut 2410 or Equal • Filing & Storage Finish: Fieldstone (7238) • Leg Finish: Platinum Metallic (4799) • Mobile Ped Cushion Fabric: CF Stinson Walk the Line in color Sandcastle WTL 24 or Equal 	<p>Steelcase (Series 5/Universal Storage/Answer Freestanding)</p> <p>OR EQUAL</p>    
----	---	--	--

Neurocog TBI Research Building Furniture Martinez, CA
Salient Characteristics




		Note <ul style="list-style-type: none"> Fixed Pedestals must be attached to 24"x96" Laminate work surface top 	
31	1	Conference Room Credenza <ul style="list-style-type: none"> Overall Dimensions: 50" L; 27" W; 28 ½" H Top: wood veneer surface, grain runs lengthwise Front edge: tapered wood edge Credenza sides: wood veneer surface, vertical grain Doors: Three-way adjustable hinges Steel base, 4"H in silver powder coat Leveling glides with adjustability range of 1"H Integral wire management openings in the back wall Vents in back wall and bottom provide ventilation Interior: black melamine surface with one shelf adjustable in 1¼" increments Two Frosted glass doors Finishes <ul style="list-style-type: none"> Base Finish: Steelcase Clear Walnut V11W or Equal Glass- Absolute Clear Frosted or Equal 	Coalesse (Host) OR EQUAL 
32	1	Conference Room Credenza <ul style="list-style-type: none"> Overall Dimensions: 74" L; 27" W; 28 ½" H Top: wood veneer surface, grain runs lengthwise Front edge: tapered wood edge Credenza sides: wood veneer surface, vertical grain Doors: Three-way adjustable hinges Steel base, 4"H in silver powder coat Leveling glides with adjustability range of 1"H Integral wire management openings in the back wall Vents in back wall and bottom provide ventilation Interior: black melamine surface with two shelves adjustable in 1¼" increments Three Frosted glass doors Finishes <ul style="list-style-type: none"> Base Finish: Steelcase Clear Walnut V11W or Equal Glass- Absolute Clear Frosted or Equal 	Coalesse (Host) OR EQUAL 
33	3	5-High Lateral File <ul style="list-style-type: none"> Overall Dimensions: 42" W; 18" D; 65 ½" H Four 12"H Drawers and One 13 ½" H Lift-Up Door with Fixed Shelf Proud front with Contemporary pulls Front back & side side filling rails Counterweight package Must be locking 	Steelcase (Universal Storage) OR EQUAL 

Neurocog TBI Research Building Furniture Martinez, CA
Salient Characteristics



		<u>Finishes</u> <ul style="list-style-type: none"> Filing & Storage Finish: Fieldstone (7238) 	
34	23	Combo Bookcase & Lateral File <ul style="list-style-type: none"> Overall Dimensions: 42" W;18" D; 65 ½"H Two Drawer/Three Open Shelf Configuration Proud front with Contemporary Pulls Front back & side-side filling rails Counterweight package Must be locking <u>Finishes</u> <ul style="list-style-type: none"> Filing & Storage Finish: Fieldstone (7238) 	Steelcase (Universal Storage) OR EQUAL 
35	1	Combo Bookcase & Lateral File <ul style="list-style-type: none"> Overall Dimensions: 36" W;18"D; 52"H Two Drawer/Two Open Shelf Configuration Proud front with Contemporary Pulls Front back & side-side filling rails Counterweight package Must be locking <u>Finishes</u> <ul style="list-style-type: none"> Filing & Storage Finish: Fieldstone (7238) 	Steelcase (Universal Storage) OR EQUAL 
36	1	(Qty 2) Fixed Box/Box/File Pedestal <ul style="list-style-type: none"> Fixed Pedestal Box/Box/ File Proud Front Contemporary Pulls Pencil Tray Insert Must be locking (Qty 1) Work surface Top <ul style="list-style-type: none"> 24"x48" Laminate work surface top Will be attached to fixed Peds Full depth 3mm edge with square corners Omit scallop <u>Finishes</u> <ul style="list-style-type: none"> Desking Work Surface Finish: Steelcase Graphite Walnut 2410 or Equal Filing & Storage Finish: Fieldstone (7238) 	Steelcase (Universal Storage/Answer Freestanding) OR EQUAL 

		Note <ul style="list-style-type: none"> Fixed Pedestals must be attached to 24"x48" Laminate work surface top 	
37	1	24 Compartment Literature Sorter <ul style="list-style-type: none"> Overall Dimensions: 32 ¼" W; 13 ¼" D; 25 ¾"H Strong steel frame Compartments are heavy duty corrugated fiberboard Letter size compartments holds up to 550 sheets Quick lock design for easy assembly Identify contents on wide shelf fronts that serve as label holders (labels are included) Available in Gray, Black and Sand baked enamel or Medium Oak Woodgrain finish on steel 	SAFCO OR EQUAL 
38	1	(Qty 1) File Cabinet <ul style="list-style-type: none"> Overall Dimensions: 36" W; 18" D; 22"H Proud front with contemporary pulls Front back filing Must be locking (Qty 1) Work surface Top <ul style="list-style-type: none"> 18"x36" Laminate work surface top Full depth 3mm edge with square corners Omit scallop Finishes <ul style="list-style-type: none"> Work surface Finish: Steelcase Graphite Walnut 2410 or Equal Filing & Storage Finish: Fieldstone (7238) 	Steelcase (Universal Storage Answer Freestanding) OR EQUAL 
39	1	(Qty 4) Fixed Box/Box/File Pedestal <ul style="list-style-type: none"> Overall Dimensions: 18 3/8" D; 15" W; 27"H Proud front with contemporary pulls Box/Box/File Combination Filing rails Must be locking (Qty 4) Fixed File/File Pedestal <ul style="list-style-type: none"> Overall Dimensions: 18 3/8" D; 15" W; 27"H Proud front with contemporary pulls File/File Combination Filing rails Must be locking 	Steelcase (Universal Storage/Answer Freestanding) OR EQUAL 





Neurocog TBI Research Building Furniture Martinez, CA
Salient Characteristics

		<p>(Qty 1) Work surface Top</p> <ul style="list-style-type: none"> • 36"x84" Laminate work surface top • Full depth • 3mm edge with square corners • Omit scallop <p><u>Finishes</u></p> <ul style="list-style-type: none"> • Work surface Finish: Steelcase Graphite Walnut 2410 or Equal • Filing & Storage Finish: Fieldstone (7238) <p>Note</p> <ul style="list-style-type: none"> • Fixed Pedestals must be attached to 36"x84" Laminate work surface top 	
40	22	<p>Overhead</p> <ul style="list-style-type: none"> • Overall Dimensions: 15 ¾" D x 42" W x 16 ¼"H • Sliding door • Recess beneath unit to accommodate shelf light • Shelf backstop • On-module attachment brackets with safety catch • Lock, keyed random • LED task light • Steel • For use with Answer products <p><u>Finishes</u></p> <ul style="list-style-type: none"> • Filing & Storage Finish: Fieldstone (7238) 	<p>Steelcase (Universal Storage)</p> <p>OR EQUAL</p> 
41	1	<p>Overhead</p> <ul style="list-style-type: none"> • Overall Dimensions: 15 ¾" D x 72" W x 16 ¼"H • Sliding door • Recess beneath unit to accommodate shelf light • Shelf backstop • On-module attachment brackets with safety catch • Lock, keyed random • LED task light • Steel • For use with Answer products <p><u>Finishes</u></p> <ul style="list-style-type: none"> • Filing & Storage Finish: Fieldstone (7238) 	<p>Steelcase (Universal Storage)</p> <p>OR EQUAL</p> 




Neurocog TBI Research Building Furniture Martinez, CA
Salient Characteristics

42	1	<p>Wedge Lounge Sofa:</p> <ul style="list-style-type: none"> • Overall Dimensions: 29.5"H; 71" W; 28" D • Wedge shape • Contrasting fabrics • Top stitch detail • Powder coat steel legs • Multiple densities of polyurethane foam and polyester fiber on seat back and arms • Outside facing with a fixed seat and back and top stitch on seams • SCS Gold Certified • Moisture barrier needed <p><u>Finishes</u></p> <ul style="list-style-type: none"> • Frame Finish: Painted Metal • Seat Fabric: Momentum Textiles Silica in Cloak or Equal • Back Fabric: Carnegie Fabrics Camden in color #6436 3 or Equal (Must have Anti-Microbial treatment, Nanotex finish) <p>Note</p> <ul style="list-style-type: none"> • Fabric used on the back will be a Two-Way Pattern that will need to be lined up so pattern is not visibly off 	<p>Coalesse Circa</p> <p>OR EQUAL</p> 
43	1	<p>One Seat Lounge Chair:</p> <ul style="list-style-type: none"> • Overall Dimensions: 32"H; 28" W; 29.5" D • Double needle stitch detail • Powder coat steel legs • Multiple densities of polyurethane foam and polyester fiber on seat back and arms • Four tubular legs with adjustable glides • Attachment straps for loose back and seat cushions • Frame solid hardwood and wood veneer • Must have arms • Moisture barrier needed <p><u>Finishes</u></p> <ul style="list-style-type: none"> • Frame Finish: Painted Metal • Seat Fabric: Momentum Textiles Silica in Cloak or Equal 	<p>Coalesse Switch</p> <p>OR EQUAL</p> 





Neurocog TBI Research Building Furniture Martinez, CA
Salient Characteristics

44	2	<p>Low back Chair with Tablet</p> <ul style="list-style-type: none"> • Overall Dimensions: 29"H x 30.5" W x 27" D • Low back Side chair • Non-locking casters • Pivoting tablet arm • SCS Indoor Advantage Gold Certified • Level 1 certified • 34% Recyclable/5% Recycled Content • Moisture barrier needed <p><u>Finishes</u></p> <ul style="list-style-type: none"> • Frame Finish: Silver Powder coat steel • Tablet Finish: Steelcase Clear Walnut V11W or Equal • Seat Fabric: TBD 	<p>Coalesse (Sidewalk Mobile)</p> <p>OR EQUAL</p> 
45	8	<p>Outdoor Lounge Chair</p> <ul style="list-style-type: none"> • Overall Dimensions: 27" W x 28.75" D x 30.5"H • Janus wood Seat and Back • Powder coated aluminum frame • Janus wood arms • Stacks to 4 <p><u>Finishes</u></p> <ul style="list-style-type: none"> • Frame Finish: Silver • Wood Finish: Teak 	<p>Janus et Cie (Koko II Model 719-40-111-24-97)</p> <p>OR EQUAL</p> 
46	8	<p>Outdoor Dining Chair</p> <ul style="list-style-type: none"> • Overall Dimensions: 22" W x 23.25" D x 33"H • Janus wood Seat and Back • Powder coated aluminum frame • Janus wood arms • Stacks to 4 <p><u>Finishes</u></p> <ul style="list-style-type: none"> • Frame Finish: Silver • Wood Finish: Teak 	<p>Janus et Cie (Koko II Model 719-40-013-83-97)</p> <p>OR EQUAL</p> 
47	1	<p>54" Round Table</p> <ul style="list-style-type: none"> • 54" Diameter Round Table • Laminate top • 3mm edge • Round Table Base <p><u>Finishes</u></p> <ul style="list-style-type: none"> • Frame Finish: Nickel • Wood Finish: Steelcase Acacia 2HAT or Equal 	<p>Steelcase (Groupwork)</p> <p>OR EQUAL</p> 




Neurocog TBI Research Building Furniture Martinez, CA
Salient Characteristics

48	1	36" Round Table <ul style="list-style-type: none"> • 36" Diameter Round Table • Laminate top • 3mm edge • Round Table Base Finishes <ul style="list-style-type: none"> • Frame Finish: Nickel • Wood Finish: Steelcase Acacia 2HAT or Equal 	Steelcase (Groupwork) OR EQUAL 
49	10	Multi-Purpose Table <ul style="list-style-type: none"> • Overall Dimensions: 72"Lx24"Wx28 1/2"H • Top: 1 Particle Board with High Pressure Laminate • Edge: Flat vinyl edge banding with square corners • Top Support Bar: Aluminum with black plastic cover • L-Base: Upper leg extruded aluminum in black anodized finish • Column: Extruded aluminum with powder coat • Flip Mechanism: Black Plastic and steel release handle • Casters: Dual-wheel, non-marring black plastic, two locking (user side) and two non-locking (flip handle side) Finishes <ul style="list-style-type: none"> • Frame Finish: Platinum Matte • Wood Finish: Steelcase Acacia 2HAT or Equal 	Steelcase (Akira) OR EQUAL 
50	6	Table with Casters <ul style="list-style-type: none"> • 60"x24" Rectangular Table • Laminate top • 3mm edge • Post legs with casters Finishes <ul style="list-style-type: none"> • Frame Finish: Nickel • Wood Finish: Steelcase Acacia 2HAT or Equal 	Steelcase (Groupwork) OR EQUAL 
51	1	Counter and Sink Base <ul style="list-style-type: none"> • 24"x126" Table • Solid Surface Top • Sink Base Finishes Top Finish: Corian Glacier White Base Finish:	Steelcase (Groupwork) OR EQUAL





Neurocog TBI Research Building Furniture Martinez, CA
Salient Characteristics

52	1	Lobby Table <ul style="list-style-type: none"> • Must be round • Freestanding • Optional power/data module or option for tinted glass to insert to cap the center hole • 42" diameter and 15 ¾" H • Powder coat steel legs Finishes <ul style="list-style-type: none"> • Frame Finish: Painted Metal • Top Finish: Steelcase Graphite Walnut 2410 or Equal 	Coalesse Circa OR EQUAL 
53	4	Outdoor Side Table <ul style="list-style-type: none"> • 20.25" Diameter metal outdoor side table • Powder coated aluminum frame • Simulated wood slat top • Made from recycled content Finishes <ul style="list-style-type: none"> • Frame Finish: Silver • Wood Finish: Teak 	Janus et Cie (Koko II Model 719-40-615-83-97) OR EQUAL 
54	3	Outdoor Dining Table <ul style="list-style-type: none"> • Overall Dimensions: 36.75" W x 36.75" L x 28.5"H • Powder coated aluminum frame • Simulated wood slat top • Made from recycled content Finishes <ul style="list-style-type: none"> • Frame Finish: Silver • Wood Finish: Teak 	Janus et Cie (Koko II Model 719-40-516-83-97) OR EQUAL 
55	3	Manual Adjustable Table <ul style="list-style-type: none"> • Overall Dimensions: 40"x23" • Manual Adjustable Table • Front mounted hand crank • Laminate top with square corners • Height range: 25 ½"-52" • Weight load capacity 195 lbs. • Adjustment speed: 1.7" per second Finishes <ul style="list-style-type: none"> • Leg Finish: Platinum Metallic (4799) • Desking Work Surface Finish: Steelcase Graphite Walnut 2410 or Equal 	Steelcase (Series 5) OR EQUAL 

Neurocog TBI Research Building Furniture Martinez, CA
Salient Characteristics

56	3	<p>(Qty 1) Manual Adjustable Table</p> <ul style="list-style-type: none"> • Overall Dimensions: 58"x23" • Manual Adjustable Table • Front mounted hand crank • Laminate top with square corners • Height range: 25 ½"-52" • Weight load capacity 195 lbs. • Adjustment speed: 1.7" per second <p>(Qty 1) Electric Adjustable Table</p> <ul style="list-style-type: none"> • Overall Dimensions: 70"x 70"x 23" • Electric Adjustable Table • Laminate top with square corners • Height range: 25 ½"-52" • Weight load capacity 195 lbs. • Adjustment speed: 1.7" per second <p>Finishes</p> <ul style="list-style-type: none"> • Leg Finish: Platinum Metallic (4799) • Desking Work Surface Finish: Steelcase Graphite Walnut 2410 or Equal 	<p>Steelcase (Series 5)</p> <p>OR EQUAL</p> 
57	2	<p>(Qty 1) Manual Adjustable Table</p> <ul style="list-style-type: none"> • Overall Dimensions: 58"x28" • Manual Adjustable Table • Front mounted hand crank • Laminate top with square corners • Height range: 25 ½"-52" • Weight load capacity 195 lbs. • Adjustment speed: 1.7" per second <p>(Qty 1) Mobile B/F Pedestal w/Cushion</p> <ul style="list-style-type: none"> • Overall Dimensions: 23 ½" D x 15" W x 21"H • Mobile Pedestal • Box/File Drawer • Proud Front • Contemporary Pulls • Pencil Tray Insert • Mobile Ped cushion top with retractable pull handle • Must be locking <p>Finishes</p> <ul style="list-style-type: none"> • Desking Work Surface Finish: Steelcase Graphite Walnut 2410 or Equal • Filing & Storage Finish: Fieldstone (7238) • Leg Finish: Platinum Metallic (4799) • Mobile Ped Cushion Fabric: CF Stinson Walk the Line in color Sandcastle WTL 24 or Equal 	<p>Steelcase (Series 5/Universal Storage)</p> <p>OR EQUAL</p>  

Neurocog TBI Research Building Furniture Martinez, CA
Salient Characteristics

58	4	Manual Adjustable Table <ul style="list-style-type: none"> Overall Dimensions: 46"x28" Manual Adjustable Table Front mounted hand crank Laminate top with square corners Height range: 25 ½"-52" Weight load capacity 195 lbs. Adjustment speed: 1.7" per second Finishes <ul style="list-style-type: none"> Leg Finish: Platinum Metallic (4799) Desking Work Surface Finish: Steelcase Graphite Walnut 2410 or Equal 	Steelcase (Series 5) OR EQUAL 
59	1	Mobile Side Table <ul style="list-style-type: none"> Freestanding Round Table 15.75" Diameter laminate top 25" High Silver frame Top: High Pressure Laminate with matching 3mm edge band Finishes <ul style="list-style-type: none"> Leg Finish: Silver Top Finish: Steelcase Artic White 	Coalesse(Await) OR EQUAL 
60	1	Groupwork Table with Casters <ul style="list-style-type: none"> 24"x24" Rectangular Table Laminate top 3mm edge Post legs with casters Finishes <ul style="list-style-type: none"> Leg Finish: Platinum Metallic (4799) Top Finish: Steelcase Graphite Walnut 2410 or Equal 	Steelcase (Groupwork) OR EQUAL 
61	1	Sofa Table <ul style="list-style-type: none"> 30" Diameter Oil finish on walnut 17.33"H 4-leg base Finishes <ul style="list-style-type: none"> Top Finish: Coalesse Walnut Oil 3335 or Equal 	Coalesse (CH008 Sofa Table) OR EQUAL 
62		Installation and Delivery (See attached Statement of Work)	

