

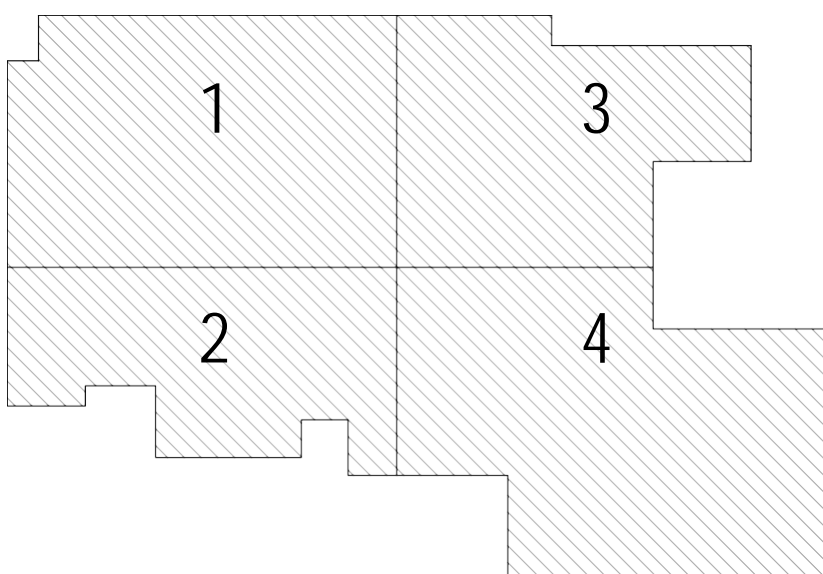
# Appendix B - Floor Plans

Community Based Outpatient Clinic  
Missoula, MT

Appendix B

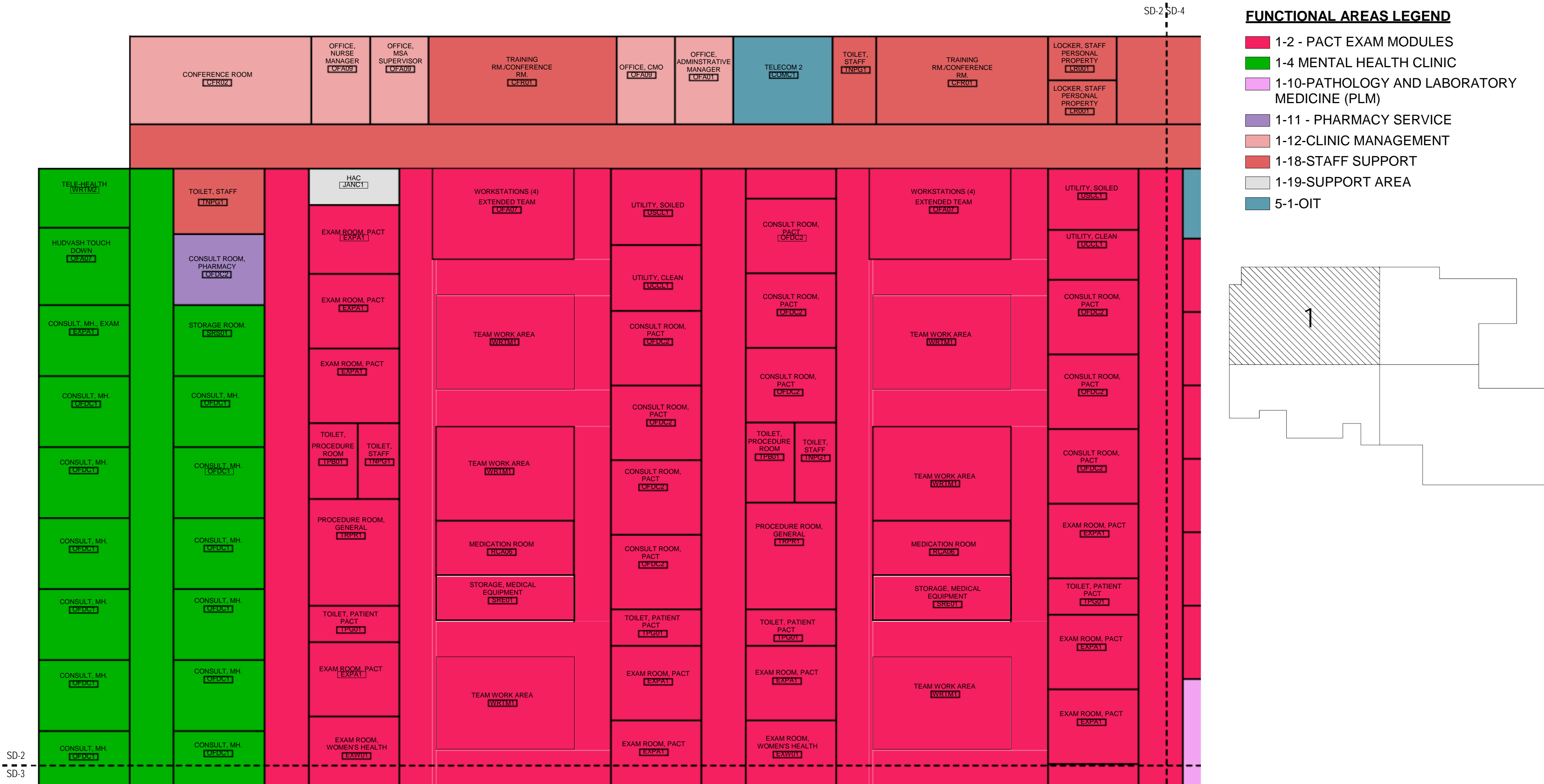


- FUNCTIONAL AREAS LEGEND**
- 1-1 - LOBBY/RECEPTION
  - 1-2 - PACT EXAM MODULES
  - 1-4 MENTAL HEALTH CLINIC
  - 1-5-MULTI-SPECIALTY CLINIC
  - 1-6 PHYSICAL MEDICINE AND REHABILITATION (PM&R)
  - 1-7 - PROSTHETICS
  - 1-8-HOME BASED PRIMARY CARE
  - 1-9 - RADIOLOGY SERVICE
  - 1-10-PATHOLOGY AND LABORATORY MEDICINE (PLM)
  - 1-11 - PHARMACY SERVICE
  - 1-12-CLINIC MANAGEMENT
  - 1-13 - BUSINESS SERVICES
  - 1-14-ENGINEERING SERVICE
  - 1-15-LOGISTICS SERVICE
  - 1-16 - POLICE SERVICE
  - 1-17-CANTEEN SERVICE
  - 1-18-STAFF SUPPORT
  - 1-19-SUPPORT AREA
  - 1-20-VETERANS ASSISTANT UNIT
  - 1-21-SLEEP MEDICINE
  - 1-22 - MECH
  - 4-1 MSA
  - 4-3 - HEALTH ADMINISTRATION SERVICE
  - 5-1-OIT



1 SPACE PLAN  
3/32" = 1'-0"





1 ENLARGED SPACE PLAN















Appendix B

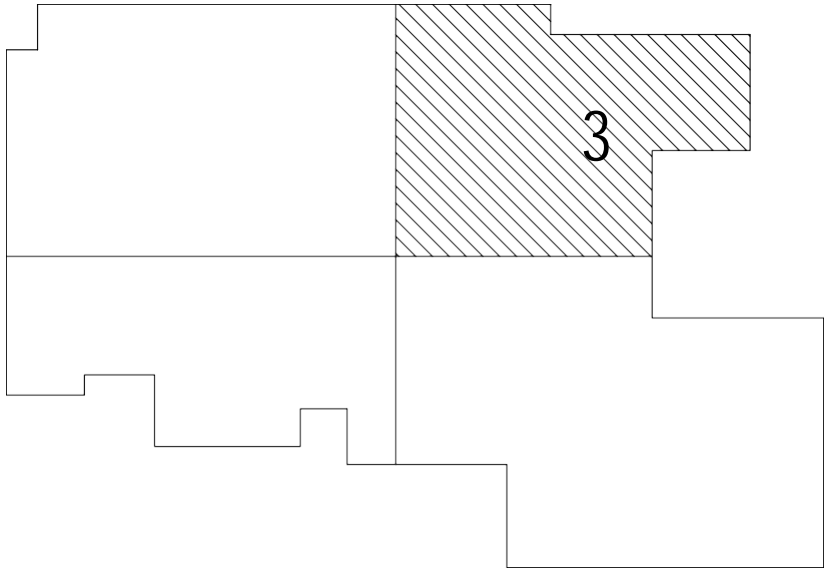


## Appendix B

## FUNCTIONAL AREAS LEGEND

-  1-2 - PACT EXAM MODULES
-  1-5-MULTI-SPECIALTY CLINIC
-  1-7 - PROSTHETICS
-  1-9 - RADIOLOGY SERVICE
-  1-10-PATHOLOGY AND LABORATORY MEDICINE (PLM)
-  1-14-ENGINEERING SERVICE
-  1-15-LOGISTICS SERVICE
-  1-18-STAFF SUPPORT
-  1-19-SUPPORT AREA
-  1-21-SLEEP MEDICINE
-  1-22 - MECH
-  5-1-OIT

SD-2 SD-4



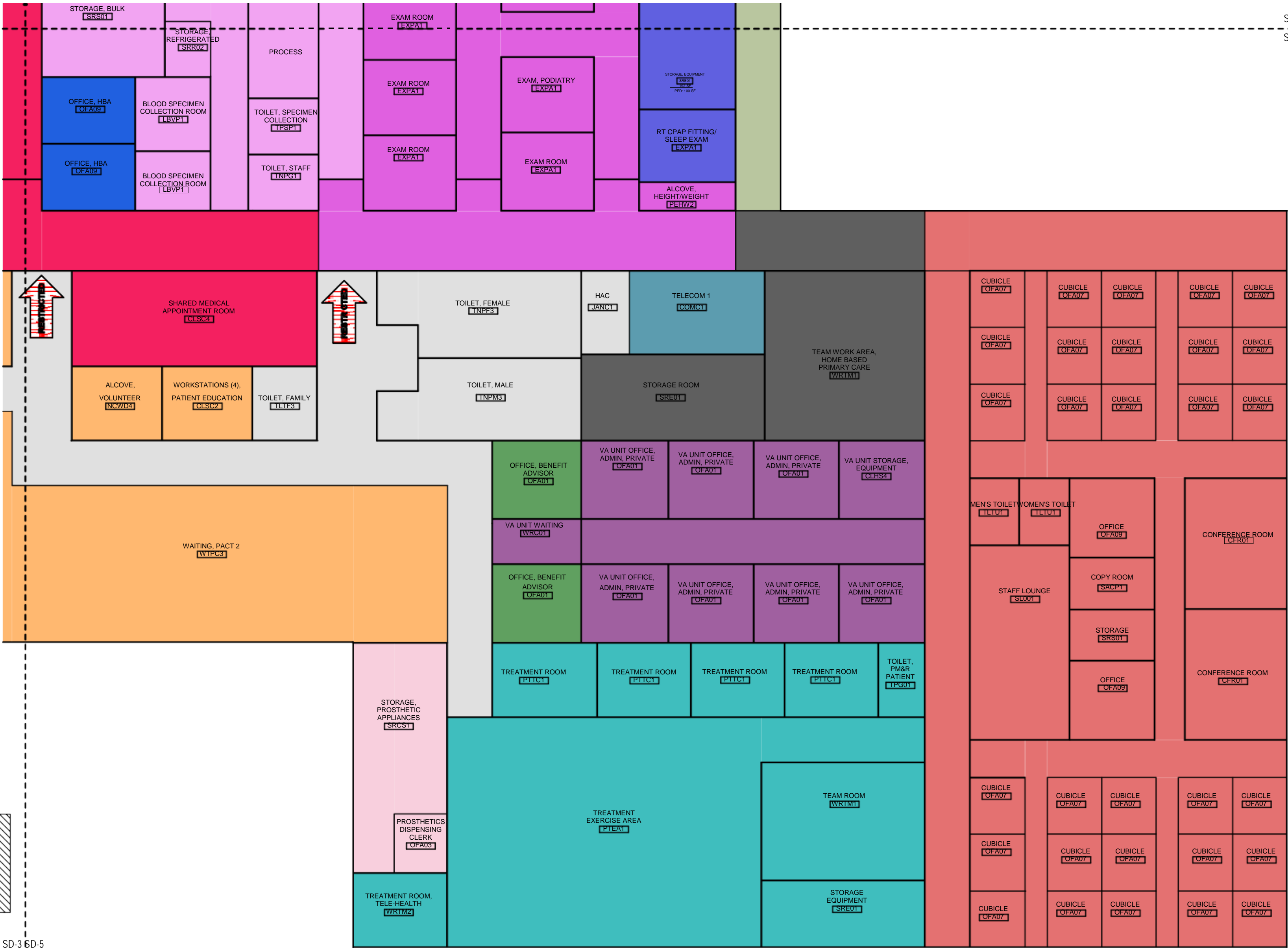
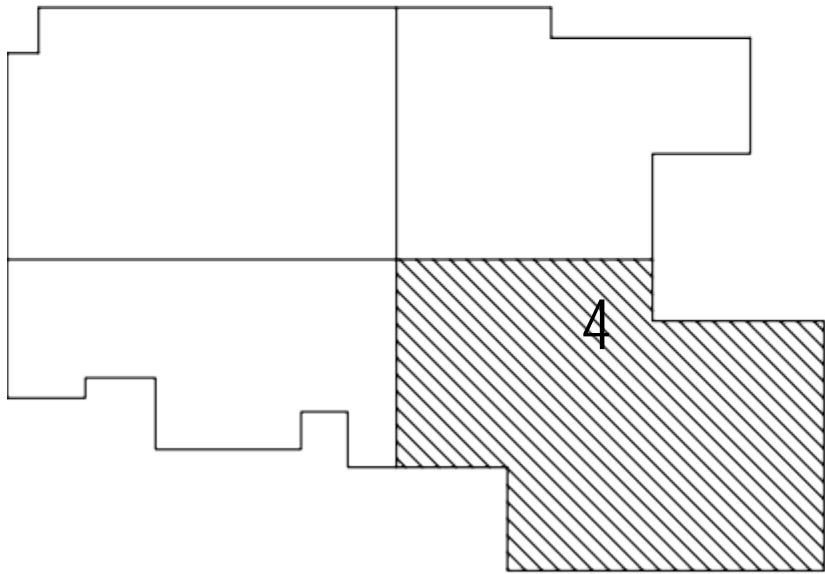
SD-5

1 ENLAI  
3/16" = 1'-0"



FUNCTIONAL AREAS LEGEND

- 1-1 - LOBBY/RECEPTION
- 1-2 - PACT EXAM MODULES
- 1-5-MULTI-SPECIALTY CLINIC
- 1-6 PHYSICAL MEDICINE AND REHABILITATION (PM&R)
- 1-7 - PROSTHETICS
- 1-8-HOME BASED PRIMARY CARE
- 1-10-PATHOLOGY AND LABORATORY MEDICINE (PLM)
- 1-13 - BUSINESS SERVICES
- 1-15-LOGISTICS SERVICE
- 1-19-SUPPORT AREA
- 1-20-VETERANS ASSISTANT UNIT
- 1-21-SLEEP MEDICINE
- 4-1 MSA
- 4-3 - HEALTH ADMINISTRATION SERVICE
- 5-1-OIT



1 ENLARGED SPACE PLAN  
3/16" = 1'-0"

