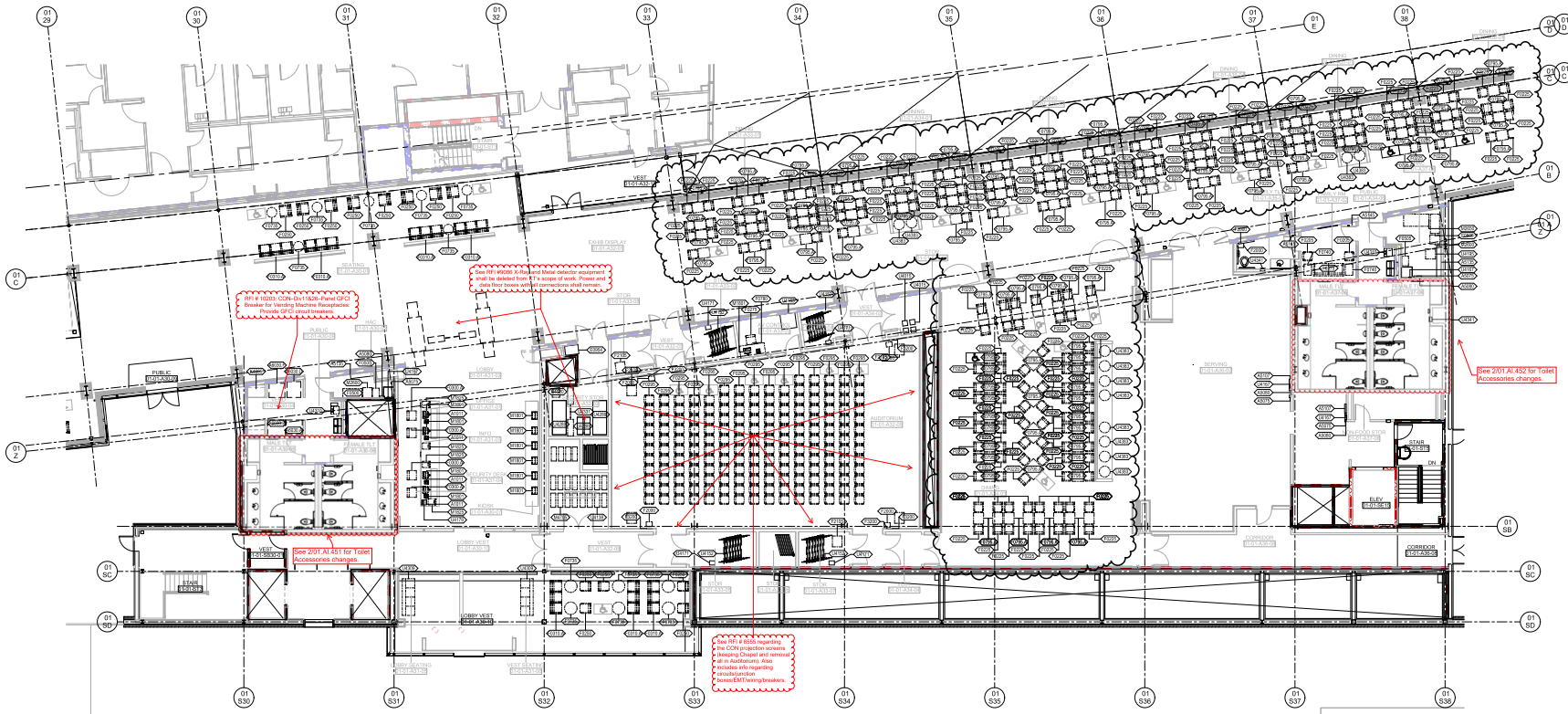

1 LEVEL 1 PLAN - AREA E
1/8" = 1'-0"

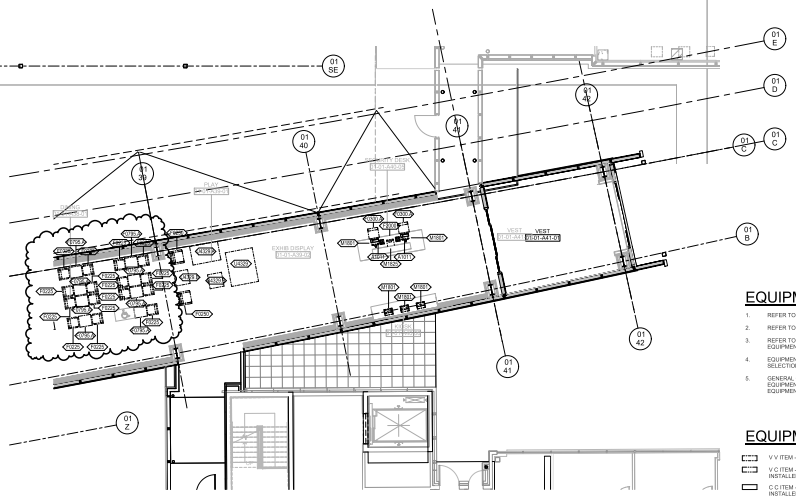

2 LEVEL 1 PLAN - AREA F
1/8" = 1'-0"

EQUIPMENT PLAN NOTES

1. REFER TO INTERIOR ELEVATIONS FOR WALL MOUNTED EQUIPMENT.
2. REFER TO SHEET 00.AI.002 FOR TYPICAL MOUNTING HEIGHTS LEGEND
3. REFER TO EQUIPMENT SCHEDULE, SPECIFICATION 110600, FOR EQUIPMENT INDICATED BY JSN NUMBER.
4. EQUIPMENT SHOWN IS GENERIC, OWNER TO PROVIDE FINAL EQUIPMENT SELECTIONS FOR COORDINATION.
5. GENERAL CONTRACTOR TO VERIFY ROUGH-IN DIMENSIONS OF ALL EQUIPMENT WITH MANUFACTURER AND OR WITH REUSED OR EXISTING EQUIPMENT TO BE RELOCATED.

EQUIPMENT LEGEND

- V V ITEM - VA SUPPLIED & INSTALLED
- V C ITEM - VA SUPPLIED & CONTRACTOR INSTALLED
- C C ITEM - CONTRACTOR SUPPLIED & INSTALLED

JSI No. 049	01/25/2013
CDI No.12	08/31/2012
Revisions	Date

CONSULTANTS:

Professional Seal

ARCHITECT/ENGINEERS:

H+L·SOM | CRA·SAM
ARCHITECTS ENGINEERS

H+L Architecture, 1755 Blake Street, Suite 400, Denver, CO 80202
Skidmore, Owings & Merrill LLP, 224 South Michigan Avenue Suite 1000, Chicago, IL 60604
Cator, Rums & Associates, 898 Tabor Street, Lakewood, CO 80401
S. A. Miro, Inc., 4582 South Ulster Street Pkwy, Suite 300, Denver, CO 80237

Key Plan

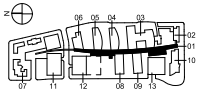

Drawing Title: CONCOURSE LEVEL 1 EQUIPMENT PLAN - AREA E/F

Approved: Project Director

Project Title: REPLACEMENT MEDICAL CENTER FACILITY, EASTERN COLORADO HEALTH CARE SYSTEM

Location: AURORA, COLORADO

Date: 08/31/2012 | Checked | Drawn

Project Number: 554-501

Building Number

Drawing Number: 01.QH.401-D

OFFICE OF CONSTRUCTION AND FACILITIES MANAGEMENT

Department of Veterans Affairs

one eighth inch = one foot
0 1 2 4 8 16

C:\Revit Local Files\ArCENTRAL_Wayne.Kim.rvt
1/25/2013 12:30:48 PM