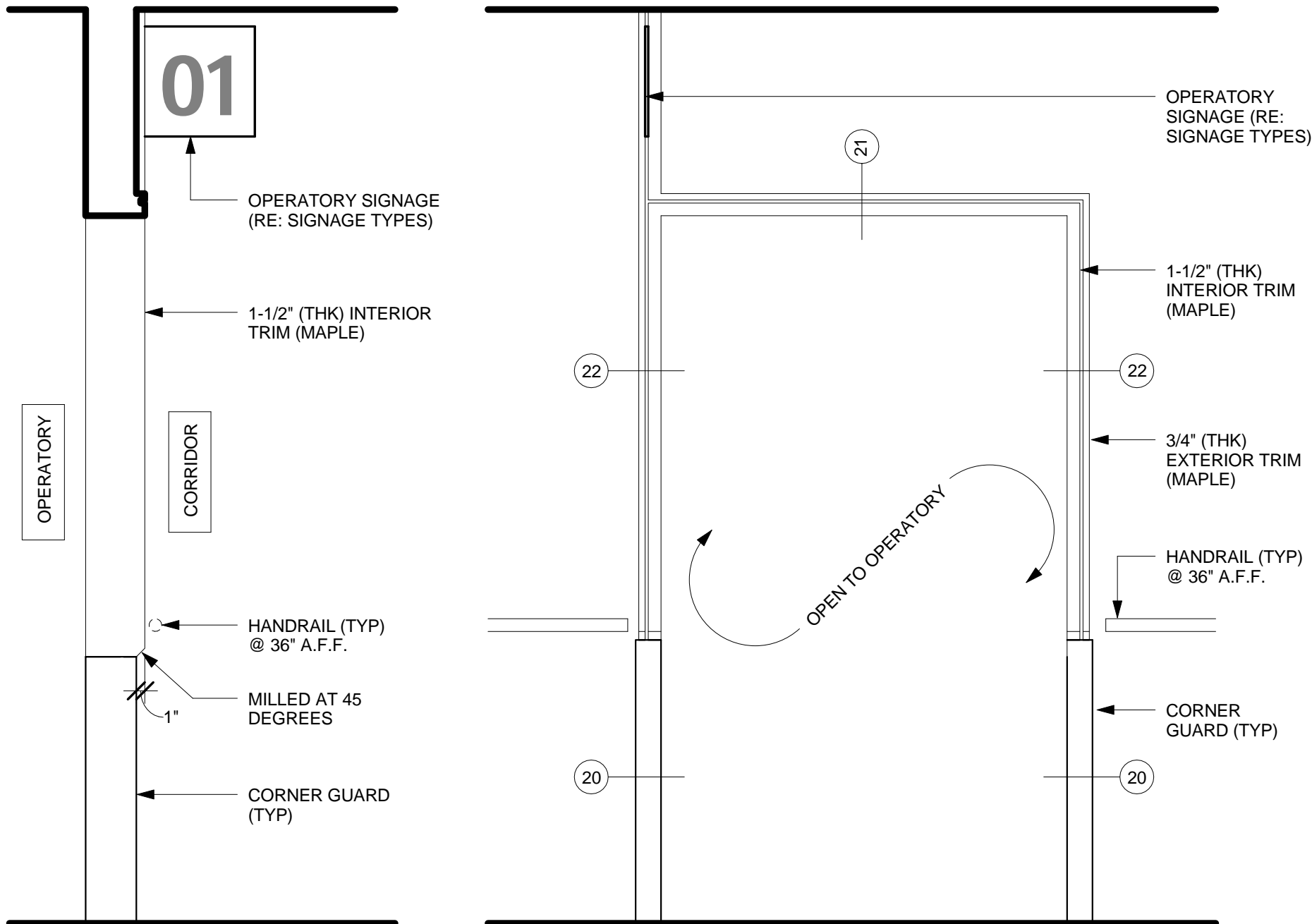
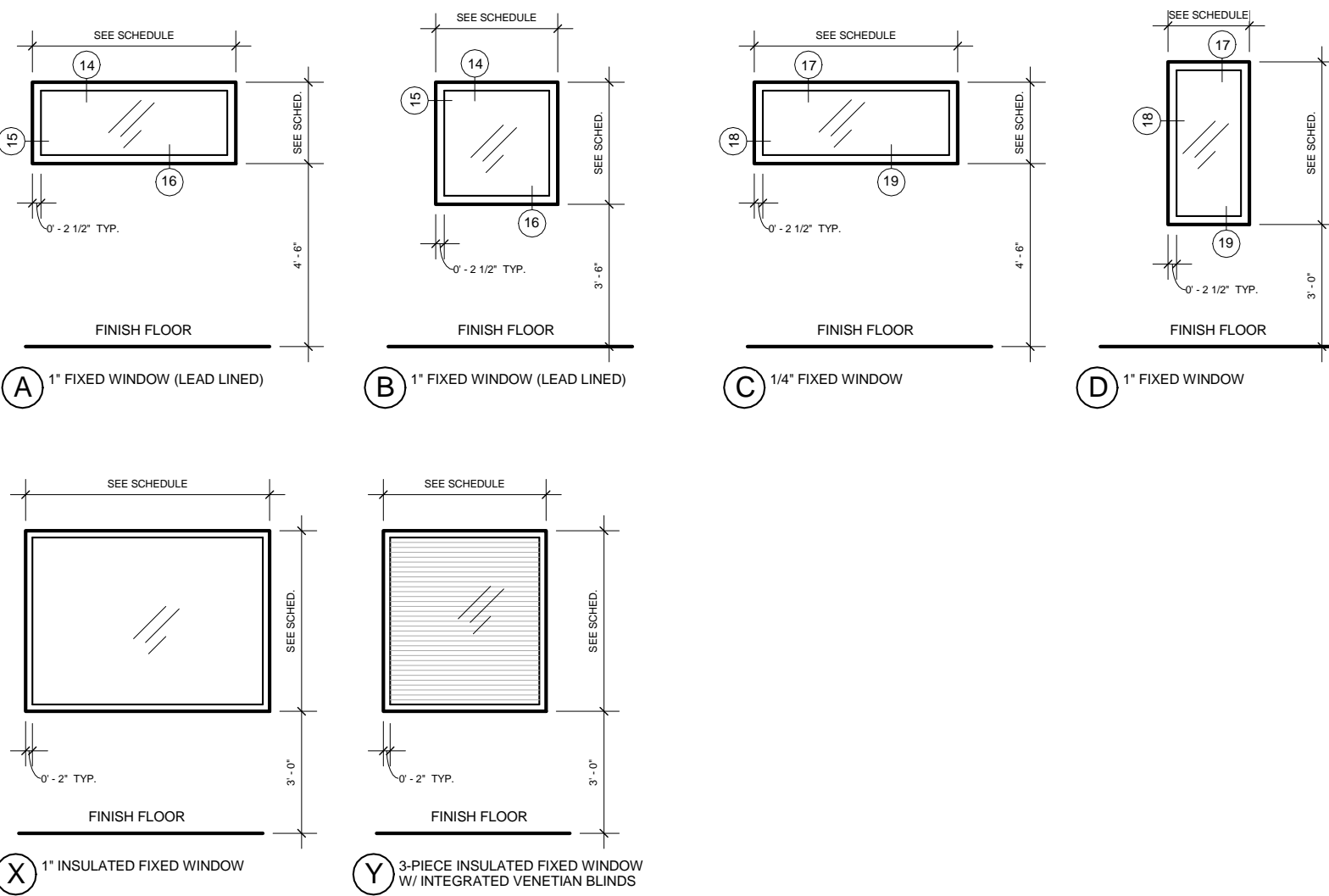


one inch = one inch
three-quarters inch = one foot
one-half inch = one foot
three-eighths inch = one foot
one-quarter inch = one foot
one-eighth inch = one foot



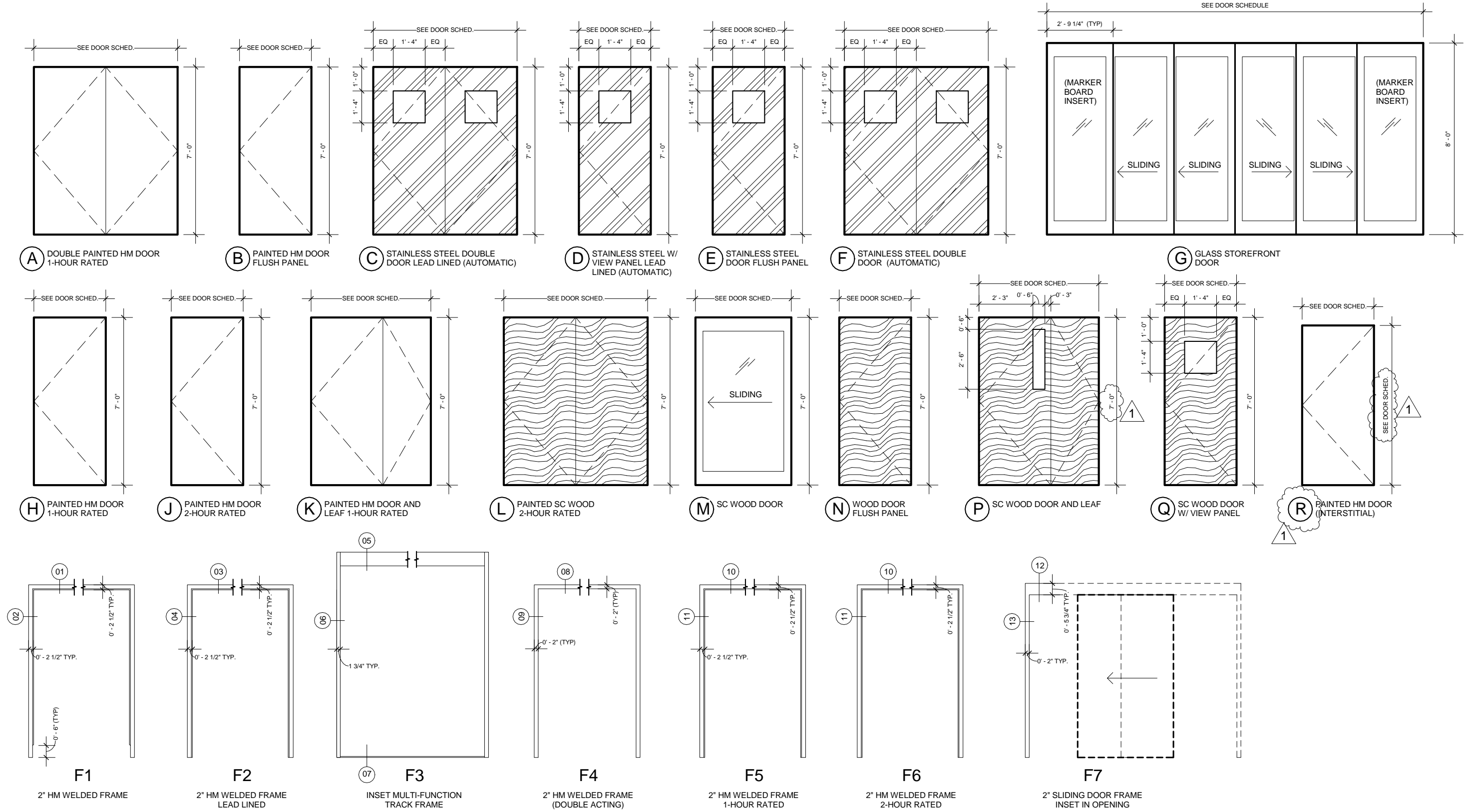
C1 OPERATORY DOOR FRAME DTL
AS 6.02 3/4" = 1'-0"

WINDOW SCHEDULE				
WINDOW TAG	WIDTH	HEIGHT	SILL HEIGHT	COMMENTS
A	5' - 0"	2' - 0"	4' - 6"	INTERIOR
B	3' - 0"	3' - 0"	3' - 6"	INTERIOR
C	5' - 0"	2' - 0"	4' - 6"	INTERIOR
D	2' - 0"	4' - 0"	3' - 6"	INTERIOR
X	6' - 0"	4' - 6 3/4"	3' - 0"	EXTERIOR
Y	4' - 0"	4' - 6 3/4"	3' - 0"	EXTERIOR



THIRD FLOOR DOOR SCHEDULE							
DOOR #	WIDTH	HEIGHT	DOOR TYPE	FRAME TYPE	HARDWARE	FIRE RATING	COMMENTS
3D-001	7' - 0"	7' - 0"	L	F6	HW - 10J	2-HOUR	AUTOMATIC PAIR
3D-200a	6' - 0"	7' - 0"	F	F1	HW-10K	--	AUTOMATIC PAIR
3D-200b	3' - 0"	7' - 0"	E	F4	HW-4W	--	DOUBLE-ACTING
3D-200c	3' - 8"	7' - 0"	E	F4	HW-4W	--	DOUBLE-ACTING
3D-201a	6' - 0"	7' - 0"	C	F2	HW-10H	--	LEAD LINED - AUTOMATIC
3D-201b	3' - 8"	7' - 0"	D	F4	HW-4Q	--	LEAD LINED - DOUBLE-ACTING
3D-201c	3' - 8"	7' - 0"	D	F4	HW-4Q	--	LEAD LINED - DOUBLE-ACTING
3D-201d	3' - 0"	7' - 0"	D	F4	HW-4Q	--	LEAD LINED - DOUBLE-ACTING
3D-201e	16' - 0"	8' - 0"	G	F3	HW-14A	--	
3D-201f	3' - 0"	7' - 0"	E	F1	HW-4O	--	
3D-202a	6' - 0"	7' - 0"	F	F1	HW-10I	--	AUTOMATIC
3D-202b	3' - 0"	7' - 0"	E	F4	HW-4W	--	DOUBLE-ACTING DOOR
3D-202c	3' - 8"	7' - 0"	E	F4	HW-4W	--	DOUBLE-ACTING DOOR
3D-203a	6' - 0"	7' - 0"	F	F1	HW-10I	--	AUTOMATIC
3D-203b	3' - 0"	7' - 0"	E	F4	HW-4W	--	DOUBLE-ACTING DOOR
3D-203c	3' - 8"	7' - 0"	E	F4	HW-4W	--	DOUBLE-ACTING DOOR
3D-203d	3' - 8"	7' - 0"	E	F1	HW-4Q	--	
3D-203e	3' - 0"	7' - 0"	E	F1	HW-4O	--	
3D-204	3' - 0"	7' - 0"	H	F5	HW-4C	1-HOUR	
3D-205	3' - 0"	7' - 0"	H	F5	HW-5B	1-HOUR	
3D-206a	6' - 0"	7' - 0"	A	F5	HW-11C	1-HOUR	
3D-206b	3' - 0"	7' - 0"	J	F6	HW-5J	2-HOUR	
3D-206c	3' - 0"	7' - 0"	B	F1	HW-5G	--	
3D-206d	3' - 0"	7' - 0"	B	F1	HW-5G	--	
3D-207	5' - 0"	7' - 0"	K	F5	HW-11C	1-HOUR	3'-0" DOOR W/ 2'-0" LEAF
3D-S07	3' - 0"	7' - 0"	J	F6	HW-1S	2-HOUR	
3D-S07i	3' - 0"	5' - 0"	R	F6	HW-5J	2-HOUR	SHORTENED FRAME
3D-S08i	3' - 0"	5' - 0"	R	F6	HW-5J	2-HOUR	SHORTENED FRAME

FOURTH FLOOR DOOR SCHEDULE							
DOOR #	WIDTH	HEIGHT	DOOR TYPE	FRAME TYPE	HARDWARE	FIRE RATING	Comments
4D-199a	2' - 6"	7' - 0"	N	F1	HW-5D	--	RELOCATED FROM EXISTING
4D-199b	7' - 0"	7' - 0"	EXISTING	EXISTING	EXISTING	1-HOUR	RELOCATED FROM EXISTING
4D-199c	3' - 0"	7' - 0"	EXISTING	EXISTING	EXISTING	1-HOUR	RELOCATED FROM EXISTING
4D-199d	3' - 0"	7' - 0"	EXISTING	EXISTING	EXISTING	1-HOUR	RELOCATED FROM EXISTING
4D-200a	7' - 0"	7' - 0"	L	F6	HW-12A	2-HOUR	MAGNETIC HOLD OPEN DEVICE PAIR
4D-200b	5' - 0"	7' - 0"	P	F1	ELECTRIC LOCK HW-12B	--	3'-0" DOOR W/ 2'-0" LEAF AUTOMATIC
4D-200c	5' - 0"	7' - 0"	P	F1	ELECTRIC LOCK HW-12B	--	3'-0" DOOR W/ 2'-0" LEAF AUTOMATIC
4D-202	3' - 6"	7' - 0"	N	F1	HW-2C	--	
4D-206	3' - 0"	7' - 0"	N	F1	HW-2	--	
4D-208	4' - 0"	7' - 0"	M	F7	HW-14B	--	SLIDING DOOR
4D-210	4' - 0"	7' - 0"	M	F7	HW-14B	--	SLIDING DOOR
4D-212	4' - 0"	7' - 0"	M	F7	HW-14B	--	SLIDING DOOR
4D-214	3' - 0"	7' - 0"	N	F1	HW-5B	--	
4D-216	3' - 0"	7' - 0"	N	F1	HW-SH-3C	SMOKE	
4D-218	3' - 0"	7' - 0"	Q	F1	HW-SH-3C	SMOKE	
4D-219	5' - 0"	7' - 0"	P	F1	HW-10G	--	
4D-220	3' - 0"	7' - 0"	Q	F1	HW-SH-3C	SMOKE	AUTOMATIC
4D-221a	3' - 0"	7' - 0"	Q	F1	HW-3K	--	
4D-221b	3' - 0"	7' - 0"	N	F1	HW-5P	--	
4D-221c	3' - 0"	7' - 0"	Q	F1	HW-4G	SMOKE	
4D-221d	3' - 0"	7' - 0"	Q	F1	HW-4G	SMOKE	
4D-222	3' - 0"	7' - 0"	Q	F1	HW-3K	--	
4D-224	3' - 0"	7' - 0"	Q	F1	HW-3G	--	
4D-226	3' - 0"	7' - 0"	N	F1	HW-1Q	SMOKE	
4D-228	3' - 0"	7' - 0"	N	F1	HW-1Q	SMOKE	
4D-230	3' - 0"	7' - 0"	Q	F1	HW-3E	--	
4D-232	3' - 0"	7' - 0"	Q	F1	HW-3E	--	
4D-232a	3' - 0"	7' - 0"	N	F1	HW-3K	--	
4D-234	3' - 0"	7' - 0"	N	F1	HW-3E	--	
4D-236	2' - 6"	7' - 0"	N	F1	HW-5D	--	
4D-237	3' - 0"	7' - 0"	N	F1	HW-5D	--	
4D-S07	3' - 0"	7' - 0"	H	F6	HW-5J	2-HOUR	
4D-S07i	3' - 0"	7' - 0"	R	F6	HW-1R	2-HOUR	SHORTENED FRAME
4D-S08i	3' - 0"	6' - 6"	R	F6	HW-5J	2-HOUR	SHORTENED FRAME



1	Revision 1	08/27/2012
Revision		Date

Tompkins Architects 4338 Bellview Kansas City, MO 65106 816.472.5656	Frank Zilm (Planning) 1401 W. 50th Terrace Kansas City, MO 64112 816.561.7186	SSR (Mech/ Elec/Plumb) 11460 Tomahawk Creek, Suite 320 Leawood, KS 66211 913.319.3560
Bob D. Campbell (Structural) 4338 Bellview Kansas City, MO 64111 816.531.4144	Mustardseed (Enviromental) 222 W. Gregory Blvd., Suite 211 Kansas City, MO 64114 816.333.2424	CMG (Fire Protection) 10727 West 128th Street Overland Park, KS 66213 816.239.8900

Approved For:	Name	Initials	Date
<input type="checkbox"/> Construction			
<input type="checkbox"/> Submittal			

Drawing Title
DOOR AND WINDOW SCHEDULE AND TYPES

Project Title
SPECIALTY CLINIC EXPANSION
Building Number
100 D&T
Checked
AJS
Drawn
JEC
VA PUGET SOUND HEALTH CARE SYSTEM [SEATTLE] 16160 S. COLUMBIAN WAY, SEATTLE, WA, 98108

Date
08/10/2012
Project No.
VA 663-376
Drawing No.
100- AS 6.02
Dwg. of

FULLY SPRINKLERED

STATE OF MISSOURI
JAMES EDWARD TOMPKINS
NUMBER A-5499
REGISTERED ARCHITECT

Department of Veterans Affairs