

VA ILLIANA HEALTH CARE SYSTEM

REPLACE ASPHALT ROOFS BUILDINGS 22, 69, 64, and 72

1900 EAST MAIN STREET
DANVILLE, ILLINOIS 61832

CONSTRUCTION DOCUMENTS
AUGUST 17, 2018

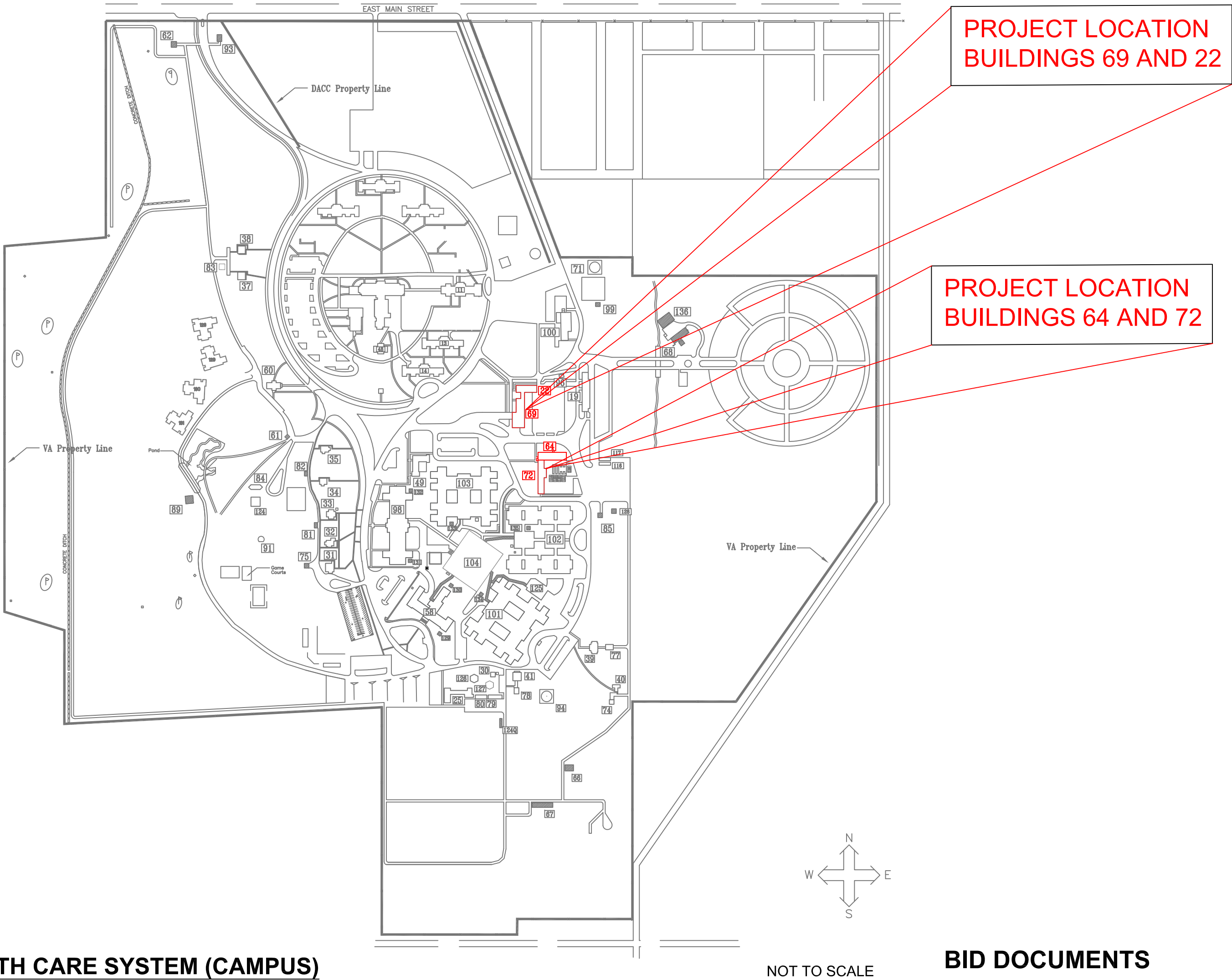
DRAWING INDEX		
SHEET No.	DWG No.	SHEET TITLE
1	G-001	COVER SHEET
2	G-002	SITE STAGING PLAN
3	A-002	ROOF PLAN BUILDINGS 64 AND 72
4	A-001	ROOF PLAN BUILDINGS 69 AND 22



BUILDINGS 64 AND 72



BUILDINGS 69 AND 22

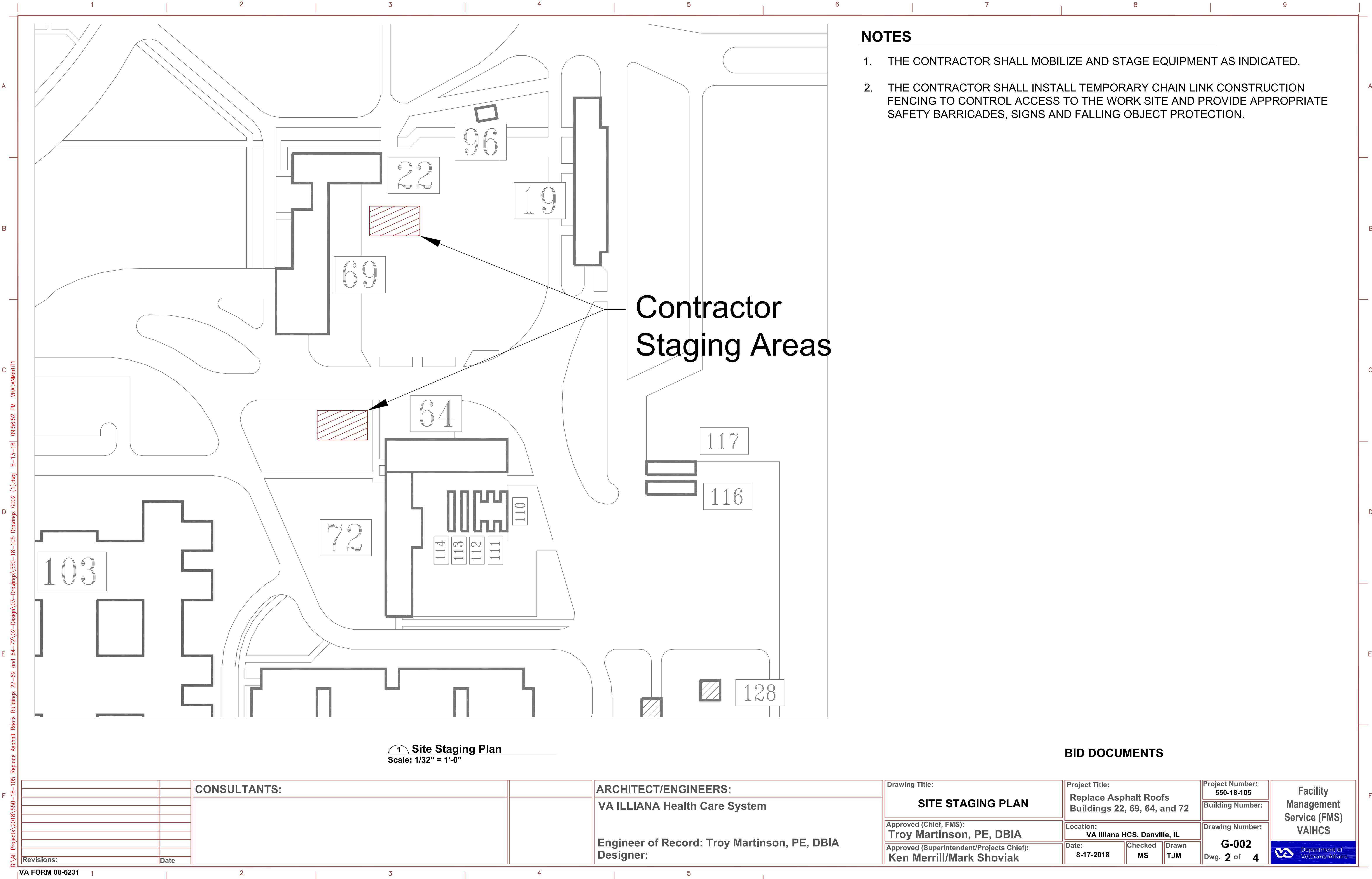


VA ILLIANA HEALTH CARE SYSTEM (CAMPUS)

NOT TO SCALE

BID DOCUMENTS

		CONSULTANTS:		ARCHITECT/ENGINEERS: VA ILLIANA Health Care System	Drawing Title: COVER SHEET	Project Title: Replace Asphalt Roofs Buildings 22, 69, 64, and 72		Project Number: 550-18-105		Facility Management Service (FMS) VAIHCS					
								Building Number:							
						Location: VA Illiana HCS, Danville, IL		Drawing Number: G-001							
						Date: 8-17-2018		Checked MS	Drawn TJM						
						Approved (Superintendent/Projects Chief): Ken Merrill/Mark Shoviak		Dwg. 1 of 4							
Revisions:		Date	Engineer of Record: Troy Martinson, PE, DBIA Designer:		Approved (Chief, FMS): Troy Martinson, PE, DBIA					Department of Veterans Affairs					



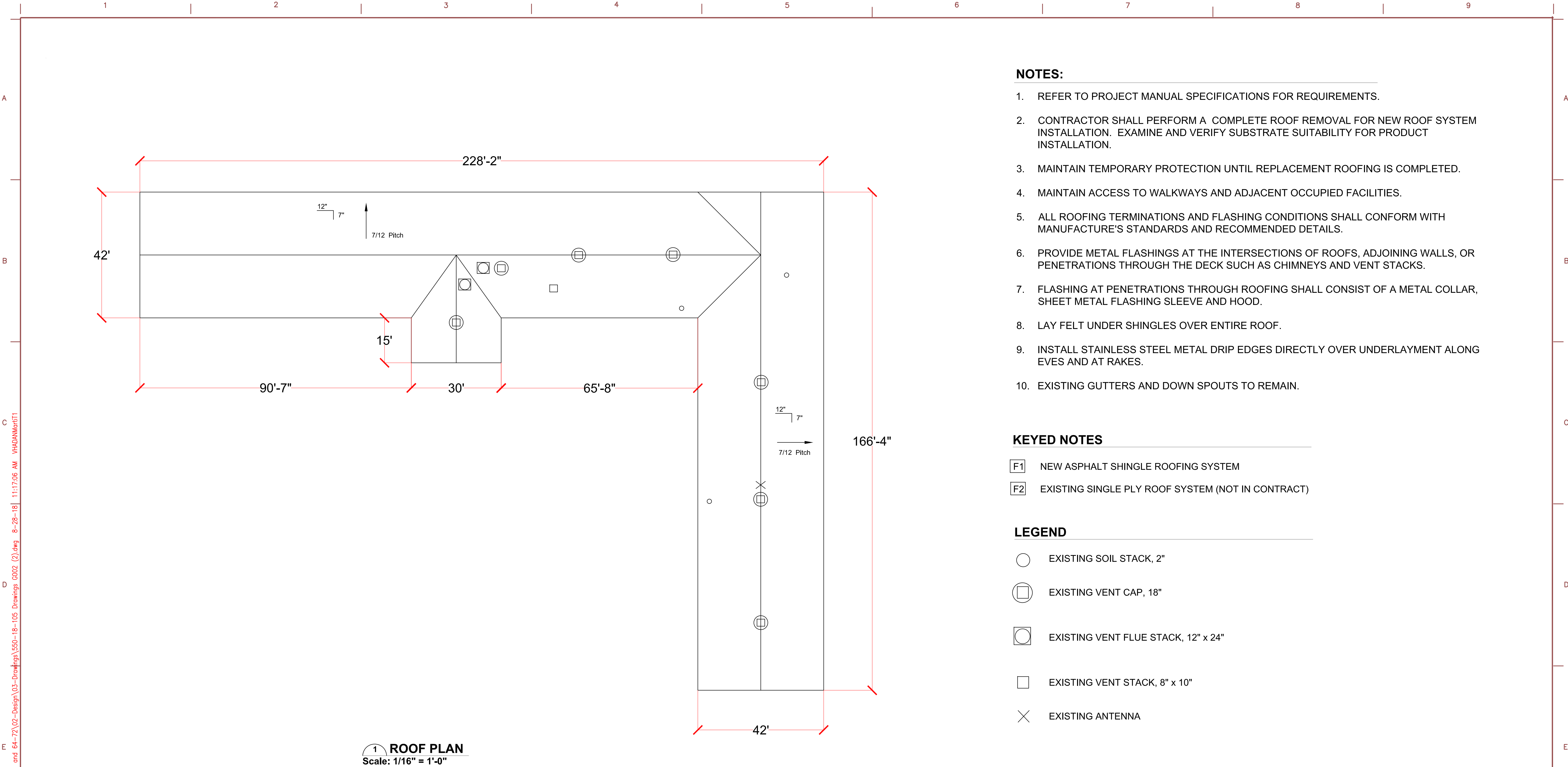
NOTES

- 1. THE CONTRACTOR SHALL MOBILIZE AND STAGE EQUIPMENT AS INDICATED.
- 2. THE CONTRACTOR SHALL INSTALL TEMPORARY CHAIN LINK CONSTRUCTION FENCING TO CONTROL ACCESS TO THE WORK SITE AND PROVIDE APPROPRIATE SAFETY BARRICADES, SIGNS AND FALLING OBJECT PROTECTION.

1 Site Staging Plan
Scale: 1/32" = 1'-0"

BID DOCUMENTS

		CONSULTANTS:		ARCHITECT/ENGINEERS: VA ILLIANA Health Care System		Drawing Title:		Project Title:		Project Number: 550-18-105		Facility Management Service (FMS) VAIHCS			
						SITE STAGING PLAN		Replace Asphalt Roofs Buildings 22, 69, 64, and 72		Building Number:					
						Approved (Chief, FMS): Troy Martinson, PE, DBIA		Location: VA Illiana HCS, Danville, IL		Drawing Number:					
						Approved (Superintendent/Projects Chief): Ken Merrill/Mark Shoviak		Date: 8-17-2018		Checked MS				Drawn TJM	
Revisions:		Date										Department of Veterans Affairs			



1 ROOF PLAN
Scale: 1/16" = 1'-0"

NOTES:

- REFER TO PROJECT MANUAL SPECIFICATIONS FOR REQUIREMENTS.
- CONTRACTOR SHALL PERFORM A COMPLETE ROOF REMOVAL FOR NEW ROOF SYSTEM INSTALLATION. EXAMINE AND VERIFY SUBSTRATE SUITABILITY FOR PRODUCT INSTALLATION.
- MAINTAIN TEMPORARY PROTECTION UNTIL REPLACEMENT ROOFING IS COMPLETED.
- MAINTAIN ACCESS TO WALKWAYS AND ADJACENT OCCUPIED FACILITIES.
- ALL ROOFING TERMINATIONS AND FLASHING CONDITIONS SHALL CONFORM WITH MANUFACTURE'S STANDARDS AND RECOMMENDED DETAILS.
- PROVIDE METAL FLASHINGS AT THE INTERSECTIONS OF ROOFS, ADJOINING WALLS, OR PENETRATIONS THROUGH THE DECK SUCH AS CHIMNEYS AND VENT STACKS.
- FLASHING AT PENETRATIONS THROUGH ROOFING SHALL CONSIST OF A METAL COLLAR, SHEET METAL FLASHING SLEEVE AND HOOD.
- LAY FELT UNDER SHINGLES OVER ENTIRE ROOF.
- INSTALL STAINLESS STEEL METAL DRIP EDGES DIRECTLY OVER UNDERLAYMENT ALONG EVES AND AT RAKES.
- EXISTING GUTTERS AND DOWN SPOUTS TO REMAIN.

KEYED NOTES

- F1 NEW ASPHALT SHINGLE ROOFING SYSTEM
- F2 EXISTING SINGLE PLY ROOF SYSTEM (NOT IN CONTRACT)

LEGEND

- EXISTING SOIL STACK, 2"
- ⊕ EXISTING VENT CAP, 18"
- ⊗ EXISTING VENT FLUE STACK, 12" x 24"
- EXISTING VENT STACK, 8" x 10"
- × EXISTING ANTENNA

BID DOCUMENTS

		CONSULTANTS:		ARCHITECT/ENGINEERS: VA ILLIANA Health Care System	Drawing Title:		Project Title:		Project Number: 550-18-105		Facility Management Service (FMS) VAIHCS
					ROOF PLAN BUILDINGS 64 AND 72		Replace Asphalt Roofs Buildings 22, 69, 64, and 72		Building Number:		
					Approved (Chief, FMS): Troy Martinson, PE, DBIA		Location: VA Illiana HCS, Danville, IL		Drawing Number:		
					Approved (Superintendent/Projects Chief): Ken Merrill/Mark Shoviak		Date: 8-17-2018		Checked MS	Drawn TJM	
									A-001		
									Dwg. 3 of 4		
Revisions:	Date			Engineer of Record: Troy Martinson, PE, DBIA Designer:							 Department of Veterans Affairs

A

B

C

D

E

F

A

B

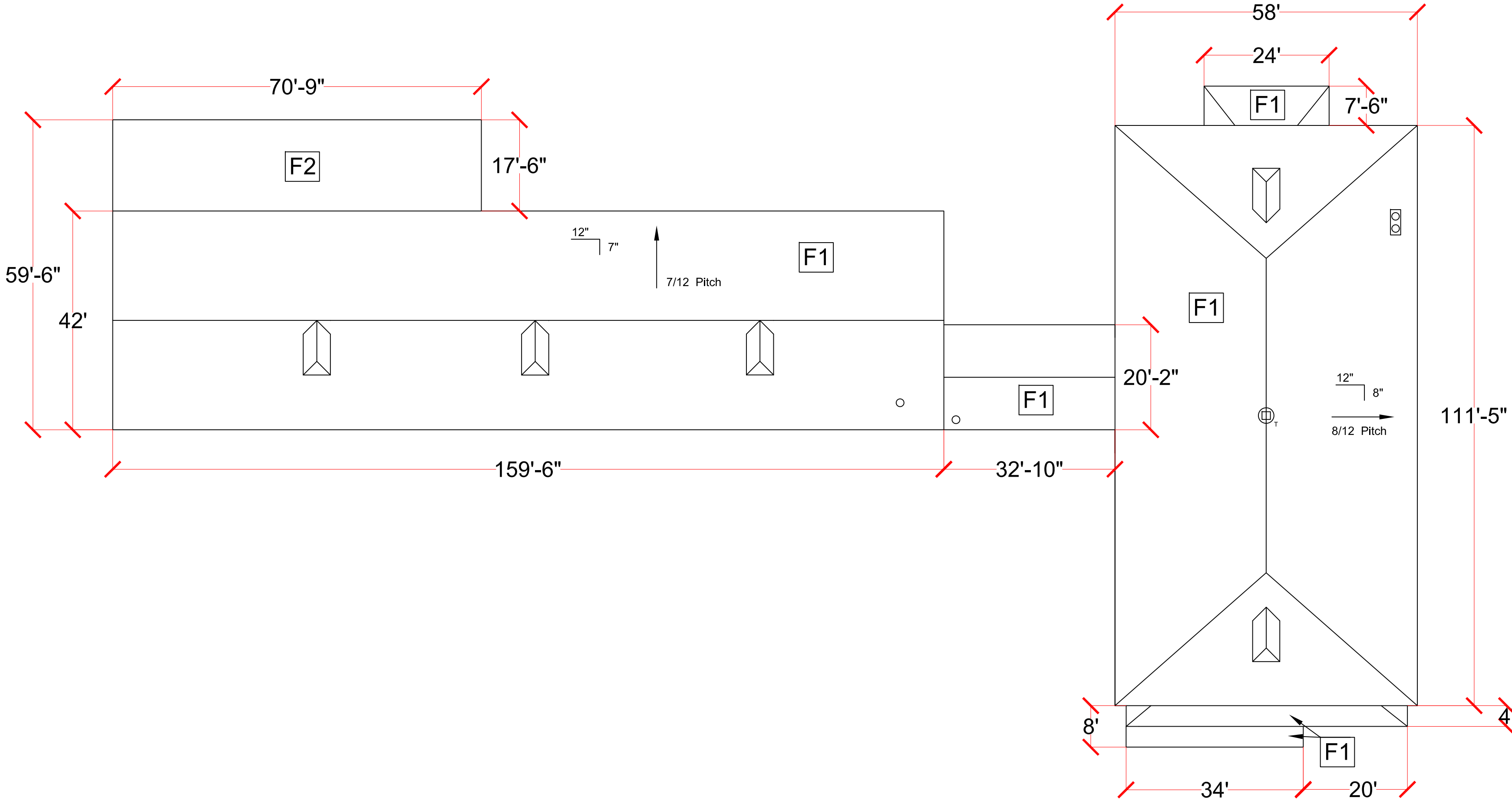
C

D

E

F

C:\All Projects\2018\550-18-105 Replace Asphalt Roofs Buildings 22-69 and 64-72\02-Design\03-Drawings\550-18-105 Drawings 0002 (2).dwg 8-18-18 05:16:55 PM VHADNMart11



1 ROOF PLAN
Scale: 1/16" = 1'-0"

NOTES:

- REFER TO PROJECT MANUAL SPECIFICATIONS FOR REQUIREMENTS.
- CONTRACTOR SHALL PERFORM A COMPLETE ROOF REMOVAL FOR NEW ROOF SYSTEM INSTALLATION. EXAMINE AND VERIFY SUBSTRATE SUITABILITY FOR PRODUCT INSTALLATION.
- MAINTAIN TEMPORARY PROTECTION UNTIL REPLACEMENT ROOFING IS COMPLETED.
- MAINTAIN ACCESS TO WALKWAYS AND ADJACENT OCCUPIED FACILITIES.
- ALL ROOFING TERMINATIONS AND FLASHING CONDITIONS SHALL CONFORM WITH MANUFACTURE'S STANDARDS AND RECOMMENDED DETAILS.
- PROVIDE METAL FLASHINGS AT THE INTERSECTIONS OF ROOFS, ADJOINING WALLS, OR PENETRATIONS THROUGH THE DECK SUCH AS CHIMNEYS AND VENT STACKS.
- FLASHING AT PENETRATIONS THROUGH ROOFING SHALL CONSIST OF A METAL COLLAR, SHEET METAL FLASHING SLEEVE AND HOOD.
- LAY FELT UNDER SHINGLES OVER ENTIRE ROOF.
- INSTALL STAINLESS STEEL METAL DRIP EDGES DIRECTLY OVER UNDERLAYMENT ALONG EVES AND AT RAKES.
- EXISTING GUTTERS AND DOWN SPOUTS TO REMAIN.

KEYED NOTES

- F1 NEW ASPHALT SHINGLE ROOFING SYSTEM
- F2 EXISTING SINGLE PLY ROOF SYSTEM (NOT IN CONTRACT)

LEGEND

- EXISTING SOIL STACK, 2"
- EXISTING VENTILATOR, TURBINE 12"
- EXISTING DUEL VENT FLUE STACK, 12" x 24"

BID DOCUMENTS

		CONSULTANTS:		ARCHITECT/ENGINEERS: VA ILLIANA Health Care System	Drawing Title: ROOF PLAN BUILDINGS 69 AND 22		Project Title: Replace Asphalt Roofs Buildings 22, 69, 64, and 72		Project Number: 550-18-105	Facility Management Service (FMS) VAIHCS
					Approved (Chief, FMS): Troy Martinson, PE, DBIA		Location: VA Illiana HCS, Danville, IL		Building Number:	
					Approved (Superintendent/Projects Chief): Ken Merrill/Mark Shoviak		Date: 8-17-2018	Checked: MS	Drawn: TJM	
							Drawing Number: A-002		Dwg. 4 of 4	
Revisions:	Date									