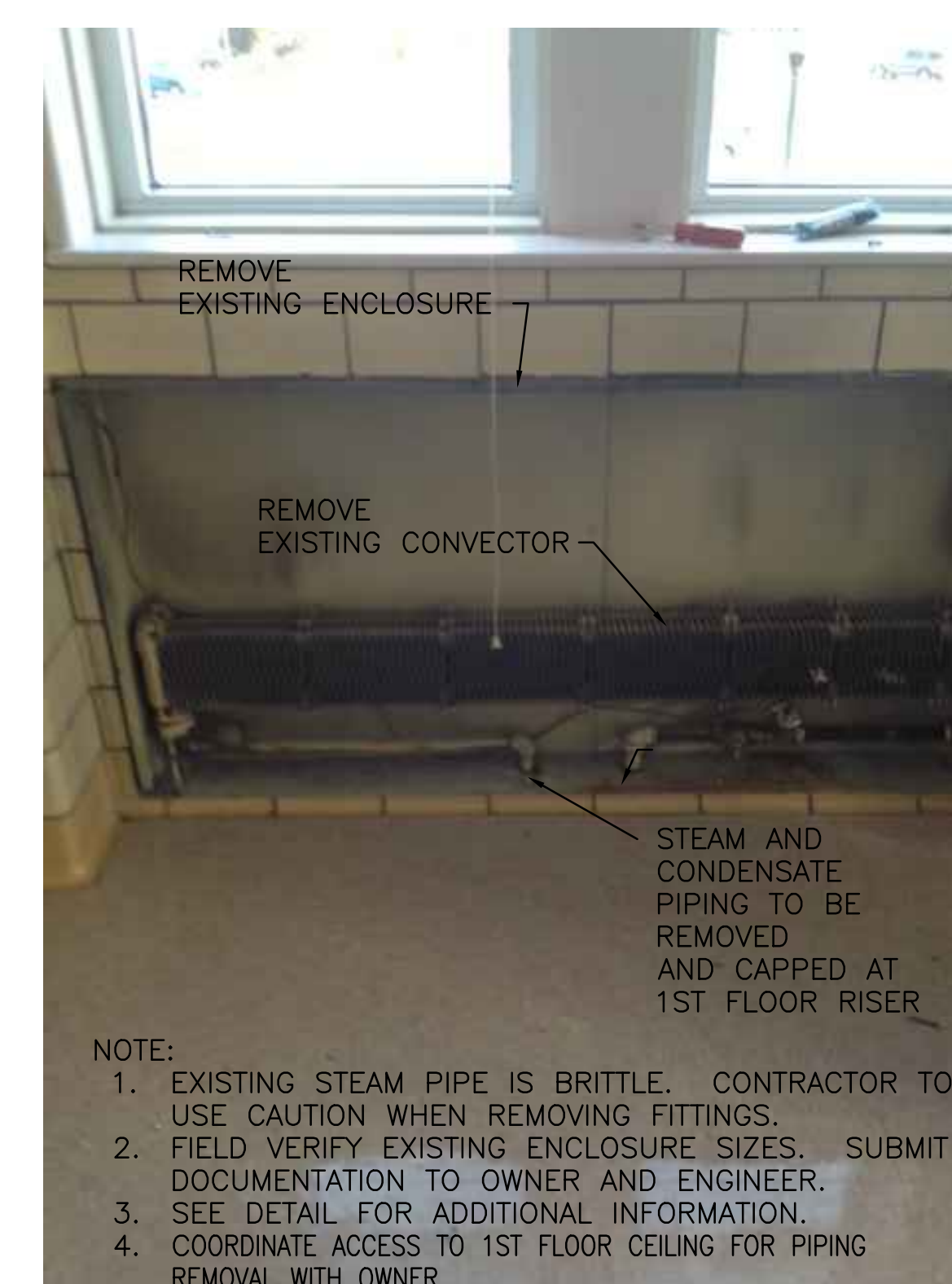


GENERAL NOTES


1. CONTRACTOR SHALL REMOVE ALL EQUIPMENT, PIPING, AND DUCTWORK SHOWN DASHED. UNLESS OTHERWISE NOTED, CONTRACTOR SHALL REMOVE ALL SUCH FROM SITE AND DISPOSE OF AS REQUIRED BY CODE.
2. DEMOLITION SHALL INCLUDE ALL HANGERS AND SUPPORTS; NO SUCH SHALL BE LEFT IN PLACE.
3. PIPING INSULATION MAY CONTAIN ASBESTOS. SEE ASBESTOS ABATEMENT SPECIFICATION AS WELL AS DETAIL 1/M503 FOR INFORMATION.
4. DEMOLITION SHALL INCLUDE ALL CONTROLS AND BUILDING AUTOMATION SYSTEMS ASSOCIATED WITH REMOVED COMPONENTS; NO SUCH SHALL BE LEFT IN PLACE.
5. ALL NECESSARY TEMPORARY PATCHING SHALL BE BY THIS CONTRACTOR, IN COORDINATION WITH GENERAL CONTRACTOR. FINAL PATCHING IS BY OTHERS.

KEYED NOTES

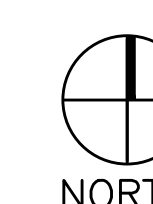
- 1 EXISTING STEAM CONVECTOR TO BE REMOVED. EXISTING WALL RECESS TO BE PREPARED FOR NEW HOT WATER CONVECTOR. SEE MECHANICAL PIPING PLAN FOR NEW. SEE DETAIL 1/M503 FOR DEMOLITION INSTRUCTIONS. STEAM PIPING INSULATION MAY CONTAIN ASBESTOS.



A diagram of a building footprint with a central rectangular area labeled 'AREA OF WORK'. Within this central area, a smaller rectangular section on the right side is hatched with diagonal lines, representing the 'AREA OF INTEREST'.

KEY PLAN - 2ND FLOOR NORTH
NOT TO SCALE 

1 SECOND FLOOR EAST MECHANICAL STEAM DEMOLITION PLAN AREA B
1/4" = 1'-0"

[illegible]