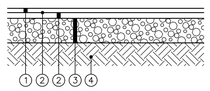

1. Bituminous Surface Course 1 1/2"
2. 0.075 Gal./Sq. Yd. Tack Coat (WV DOT Item 408)
2. Bituminous Base Course 3"
3. Graded Aggregate Base 8"
4. Subgrade Compaction, note below and geotechnical report

NOTES:

PAVEMENT DESIGN PARAMETERS AND PAVEMENT SECTION AS IDENTIFIED IN THE GEOTECHNICAL REPORT SHALL BE VERIFIED WITH THE ONSITE GEOTECHNICAL ENGINEER PRIOR TO CONSTRUCTION

THE FINAL FOOT OF PAVEMENT SUBGRADE SHALL CONSIST OF EITHER OFF-SITE GRANULAR FILL OR LIME TREATED CLAY. SEE GEOTECHNICAL REPORT FOR DETAILS.

A LOADING DOCK PAVEMENT SECTION

NTS

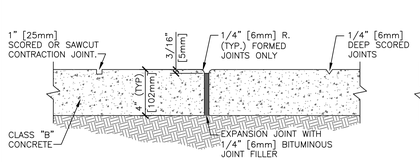

EXPANSION AND SCORED JOINT DETAIL

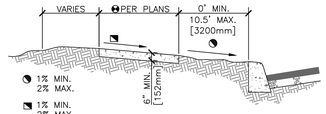

TYPICAL SECTION

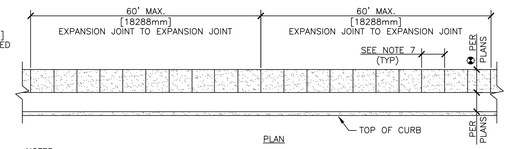

PLAN

NOTES:

1. EXPANSION JOINTS SHALL BE LOCATED WHERE SIDEWALK ABUTS CONCRETE DRIVEWAYS, CURB OR OTHER ADJACENT STRUCTURES.
2. ONE-HALF INCH BITUMINOUS JOINT FILLER SHALL BE INSTALLED AT EXPANSION JOINT LOCATIONS AND SHALL EXTEND THE FULL DEPTH OF THE CONCRETE.
3. 1" DEEP CONTRACTION JOINTS SHALL BE PLACED AT INTERVALS OF APPROXIMATELY 15' [4572mm] OR AT A SPACING THAT MATCHES THE ADJACENT CURB.
4. FORMED CONTRACTION JOINTS SHALL BE FINISHED WITH A TOOL HAVING A 1/4" [6mm] RADIUS.
5. SCORED JOINTS SHALL BE 1/4" [6mm] DEEP AND PLACED AT THE SPACING INDICATED FOR THE WIDTH OF SIDEWALK OR MATCH SCORED JOINTS OF ADJACENT CURB.
6. CONCRETE SHALL BE FINISHED BY MEANS OF A FLOAT, STEEL TROWELLED AND BROOMED WITH A FINE BRUSH IN A TRANSVERSE DIRECTION.
7. 1/4" DEEP SCORED JOINTS (TYP) SPACED AT 6' [1829mm] OR EQUAL TO SIDEWALK WIDTH.

NOTES:

FOR COURTYARD CONCRETE AREAS SEE CONCRETE PAVING DETAIL DETAIL, SHEET LP104

B CONCRETE SIDEWALK

NTS

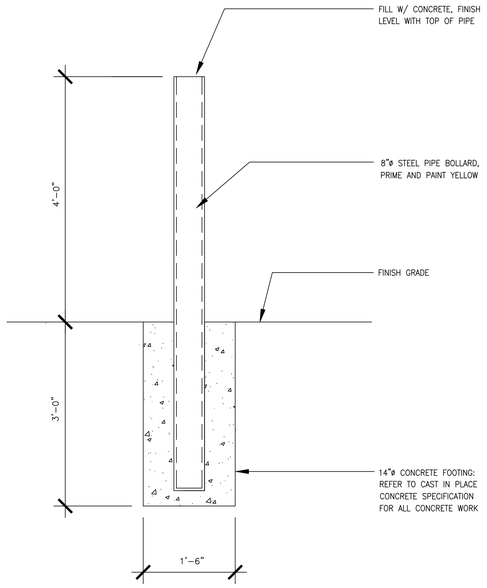

H STEEL PIPE BOLLARD

NTS

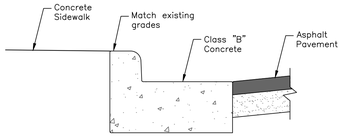

NOTES:
1. Where concrete curb and gutter are removed, match profile of existing curb and gutter

D CONCRETE CURB AND GUTTER

NTS

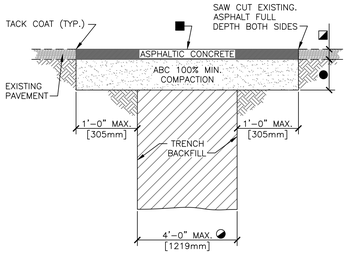

- ◕ FOR TRENCH WIDTHS EXCEEDING 4' [1219mm] REFER TO VA STANDARD DETAIL 32 12 16-02 "TYPE 2 UTILITY TRENCH PATCH". FOR TRENCH WHERE PORTLAND CEMENT CONCRETE (PCC) PAVEMENT EXISTS, REFER TO 32 12 16-03 "TYPE 3 UTILITY TRENCH PATCH".
- ◪ 2" [50mm] MINIMUM OR THICKNESS OF EXISTING PAVEMENT WHICHEVER IS GREATER.
- ■ BITUMINOUS SURFACE TREATMENT (CHIPSEAL) REQUIRED ONLY FOR LONGITUDINAL TRENCHES WITH WIDTHS GREATER THAN 6' [1829mm].
- ● 4" [100mm] MINIMUM ABC OR THICKNESS OF EXISTING GRANULAR BASE COURSE MATERIALS (E.G. ABC & SELECT MATERIAL) WHICHEVER IS GREATER.

REFER TO VA STANDARD DETAIL 32 12 16-04 "UTILITY TRENCH PAVEMENT PATCH NOTES" FOR ADDITIONAL INFORMATION.

C TYPE 1 UTILITY TRENCH PATCH

NTS

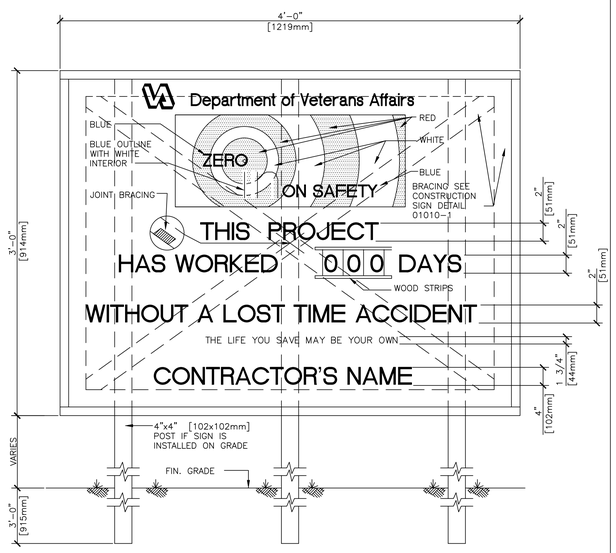

ELEVATION

E SAFETY SIGN

NTS

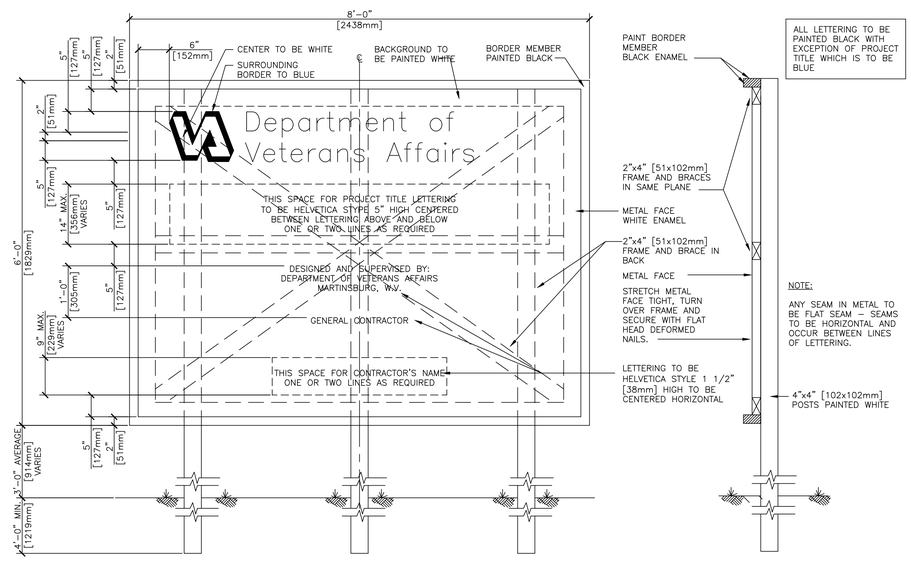

ELEVATION

SECTION ON CENTERLINE

F CONSTRUCTION SIGN

NTS

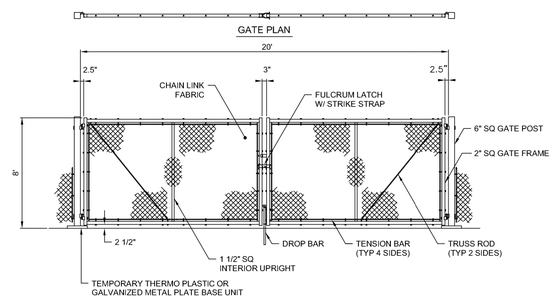

NOTES:

1. THE CONTRACTOR SHALL COORDINATE WITH THE OWNER FOR THE PLACEMENT OF THE TEMPORARY ENTRANCE GATE AT EACH ENTRANCE POINT OF EVERY PHASE.

2. ALL GATE MATERIAL SHALL BE GALVANIZED STEEL

G TEMPORARY CHAIN LINK GATE

NTS

BID DOCUMENTS
FULLY SPRINKLERED

Revisions:	Date

CONSULTANTS:

EMH&T
Evans, Mechwart, Hambleton & Tilton, Inc.
Engineers • Surveyors • Planners • Scientists
5500 New Albany Road, Columbus, OH 43054
Phone: 614.775.4500 Toll Free: 888.775.3648
emht.com

DOUGLAS E. ROMPOSKY REGISTERED PROFESSIONAL ENGINEER

ARCHITECT/ENGINEERS:

C.C. HODGSON ARCHITECTURAL GROUP

Drawing Title	DETAILS
Approved: Project Director	
Project Title	RELOCATE DEMENTIA UNIT
Project Number	VA PN 613-207
Building Number	513
Location	VAMC MARTINSBURG
Date	8/6/2012
Checked	JAM
Drawn	SBO
Drawing Number	CS104
Dwg. 4 of 17	

Office of Construction and Facilities Management

Department of Veterans Affairs

VA FORM 08-6231