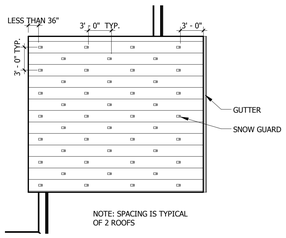

2 DETAIL
SCALE 1/8" = 1'-0"

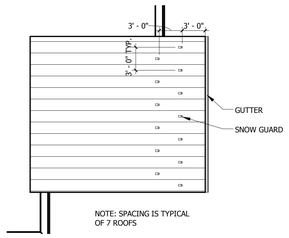

3 DETAIL
SCALE 1/8" = 1'-0"

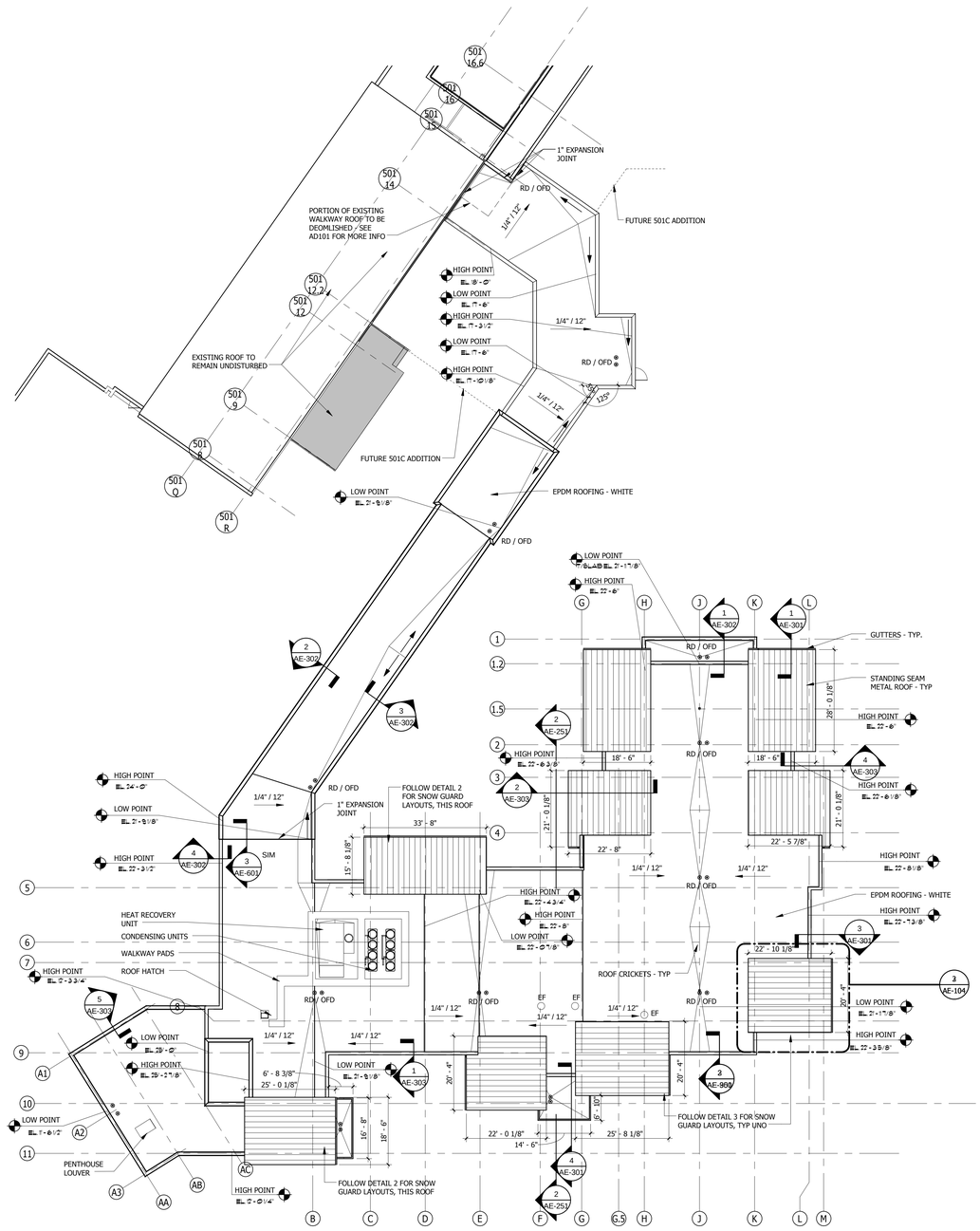

1 ROOF PLAN
SCALE 1/16" = 1'-0"

PROJECT NORTH TRUE NORTH

GENERAL NOTES:

1. PROVIDE A MINIMUM SLOPE OF 1/4" PER FOOT WITH TAPERED INSULATION AT ALL FLAT ROOF CONDITIONS.
2. SITE INFORMATION SHOWN FOR REFERENCE ONLY. REFER TO CIVIL ENGINEERING AND LANDSCAPE DRAWINGS FOR GRADING, WALKS, DRIVES AND RETAINING WALLS.
3. ROOF ELEVATIONS REFER TO TOP OF INSULATION.
4. SEE TYPICAL ROOF DETAILS ON AE-601.

BID DOCUMENTS
FULLY SPRINKLERED

Revisions:	Date

CONSULTANTS:

STATE OF WEST VIRGINIA CORNELIA C. HODGSON NO. 4285 REGISTERED ARCHITECT

ARCHITECT/ENGINEERS:

C.C. HODGSON
ARCHITECTURAL GROUP

Drawing Title	ROOF PLAN
Approved: Project Director	
Project Title	RELOCATE DEMENTIA UNIT
Location	VAMC MARTINSBURG
Date	8/6/2012
Checked	Checker
Drawn	Author
Project Number	VA PN 613-107
Building Number	513
Drawing Number	AE-104
Dwg. of --	

Office of Construction and Facilities Management

Department of Veterans Affairs

VA FORM 08-6231