NOTES:

1. HEAD AND JAMBS OF FINISHED FRAME SHALL BE SECURED TOGETHER WITH CONTINUOUS WELD.
2. ALL METAL GAGES AND FINISHES OF FRAME AND DOORS AS SPECIFIED.
3. FOR TOP FLOOR DUST COVER AND BOTTOM FLOOR TOE GUARD, SEE STANDARD DETAIL No. 14 21 00-03.
4. DOORS MAY BE RIGHT OR LEFT HAND - ARCHITECT TO SPECIFY.

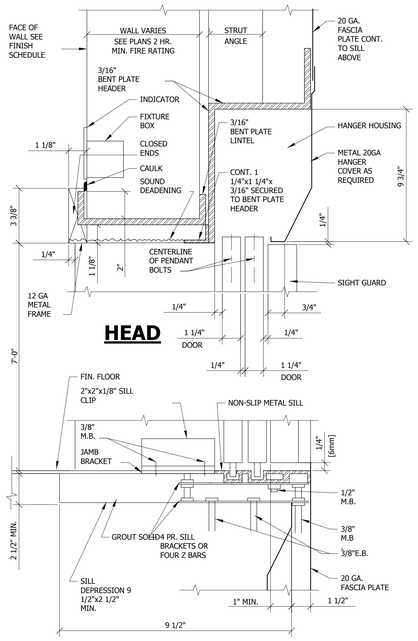

HEAD

SILL

7 HEAD AND SILL
SCALE 1/2" = 1'-0"

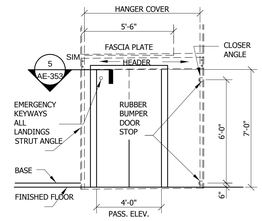

6 DOOR ELEVATION
SCALE 1/2" = 1'-0"

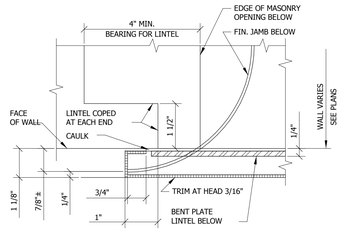

5 SECTION
SCALE 1/2" = 1'-0"

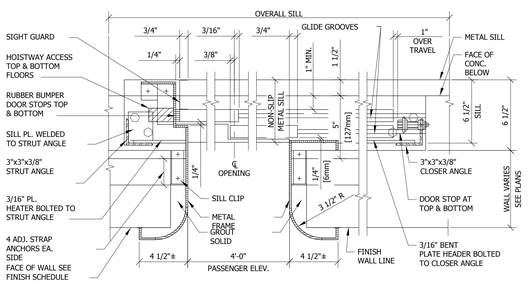

4 ELEVATOR JAMB DETAIL
SCALE 1/2" = 1'-0"

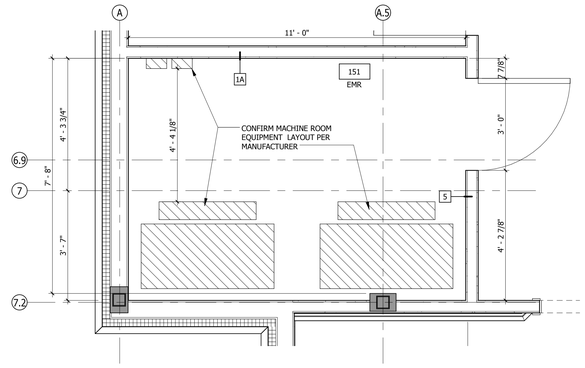

2 ELEVATOR MACHINE ROOM
SCALE 1/2" = 1'-0"

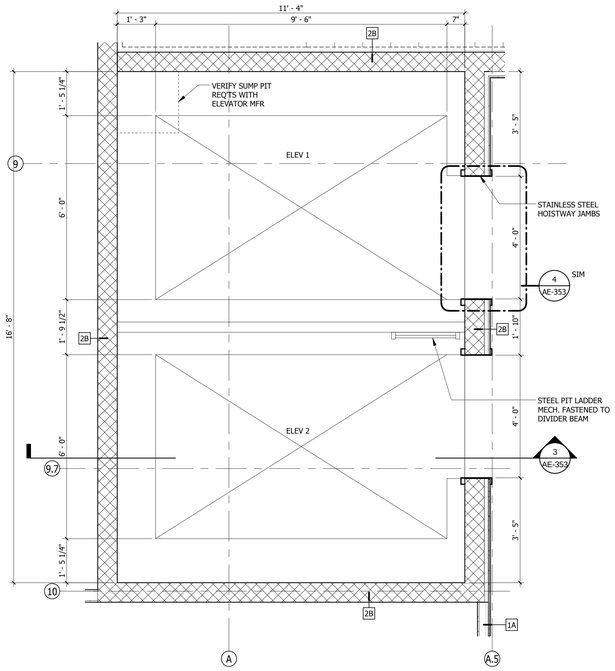

1 ELEVATOR FIRST FLOOR PLAN
SCALE 1/2" = 1'-0"

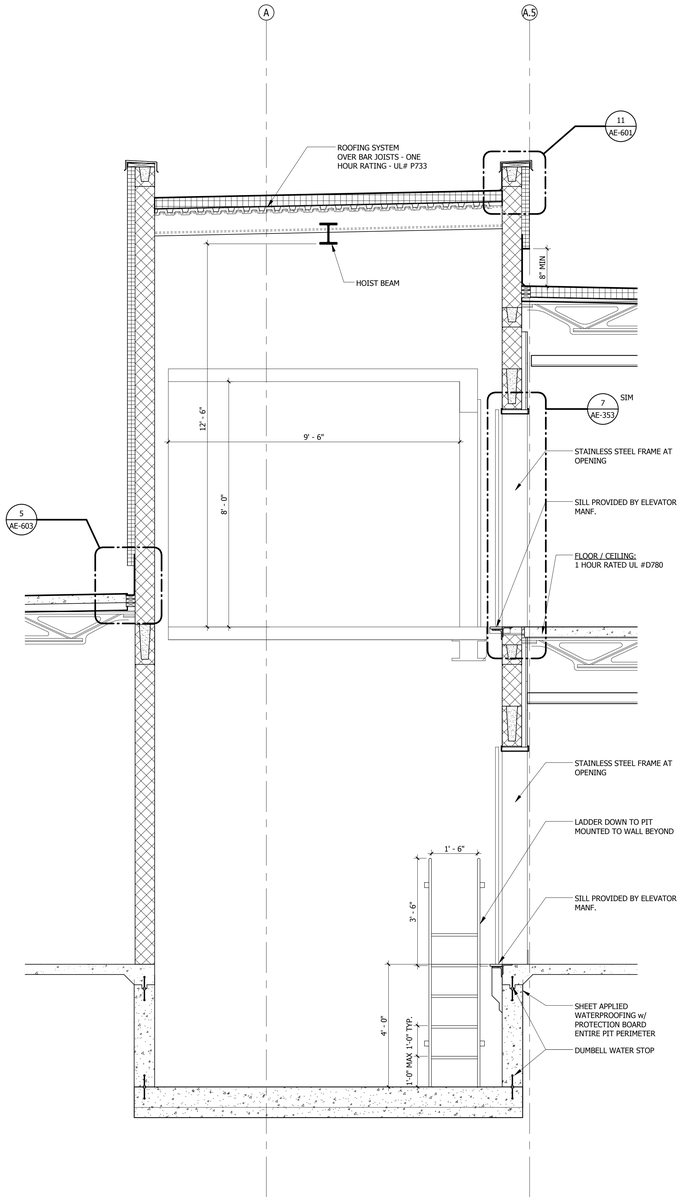

3 ELEVATOR SECTION
SCALE 1/2" = 1'-0"

BID DOCUMENTS
FULLY SPRINKLERED

Revisions:	Date

CONSULTANTS:

ARCHITECT/ENGINEERS:

C.C. HODGSON
ARCHITECTURAL GROUP INC

Drawing Title: ELEVATOR PLANS AND SECTIONS

Approved: Project Director

Project Title: RELOCATE DEMENTIA UNIT

Location: VAMC MARTINSBURG

Date: 8/6/2012 | Checked: Checker | Drawn: Author

Project Number: VA PN 613-107

Building Number: 513

Drawing Number: AE-353

Dwg. of --

Office of Construction and Facilities Management

Department of Veterans Affairs

VA FORM 08-6231