

FIRE SUPPRESSION GENERAL NOTES
REFER TO FX-001 FOR FIRE
SUPPRESSION ABBREVIATIONS,
SYMBOLS AND GENERAL NOTES
PROVIDE A COMPLETE,
HYDRAULICALLY-DESIGNED
COMBINATION SPRINKLER AND
STANDPIPE FIRE SUPPRESSION SYSTEM
IN COMPLIANCE WITH THE
REQUIREMENTS OF NFPA 12, NFPA 14,
AND THE 2006 EDITIONS OF THE
INTERNATIONAL BUILDING CODE AND
INTERNATIONAL FIRE CODE, WITH VA
AMENDMENTS.

SHEET KEYED NOTES

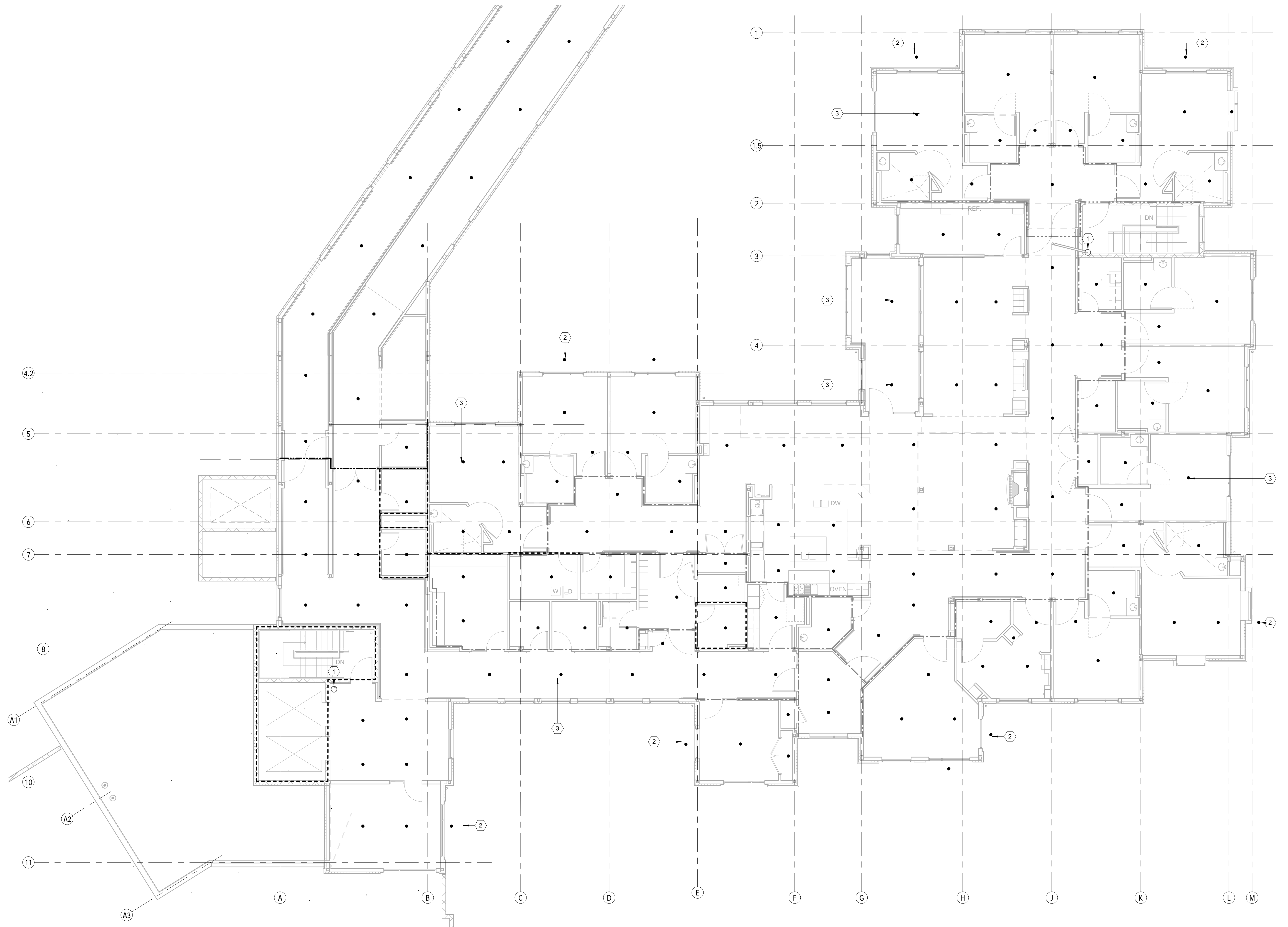
SPKR STANDPIPE DN TO FIRST FLOOR.

2 DRY PIPE SPRINKLER HEAD. TYPICAL
FOR ALL EXTERIOR HEADS.




3 WET PIPE SPRINKLER HEAD. TYPICAL
UNLESS OTHERWISE NOTED.

Legend:

- | | | |
|---------------|---|---|
| ---- | = | 1 HOUR FIRE RATED BARRIER |
| — · — · — | = | 1 HOUR FIRE RATED SMOKE BARRIER |
| - - - - - | = | 0 HOUR SMOKE PARTITION (IBC)
0 HOUR CORRIDOR SMOKEWALL (NFPA101) |
| — · — · — · — | = | 2 HOUR FIRE RATED BARRIER |



1 2ND FLOOR FIRE SUPPRESSION

		ARCHITECT: 				ENGINEERS: Westlake Reed Leskosky		1634 EYE ST, NW, STE 900 WASHINGTON, DC 20006		Drawing Title FIRE PROTECTION NEW WORK SECOND FLOOR PLAN		Project Number VA PN 613-207		Project Title RELOCATE DEMENTIA UNIT		Building Number 513		Office of Construction and Facilities Management	
Revisions:		Date								Approved: Project Director		Location VAMC MARTINSBURG		Drawing Number FX-102		Dwg. of --		 Department of Veterans Affairs	