

LS 1 - PANEL SCHEDULE

VOLTAGE: 120 / 208 V, 3PH WIRE: 4 TOTAL CONNECTED WATTS - 20478 22,000 AIC
 MAIN: 100A MOUNTING: SURFACE PHASE A - 6782W PHASE B - 7548W PHASE C - 6148W

CIRCUIT USE	LOAD	CCT	A	B	C	CCT	LOAD	CIRCUIT USE	LOAD	CCT	A	B	C	CCT	LOAD	CIRCUIT USE
SPARE	-	20A/1P	1			2	900	RECEPT. GENERAL OFFICE	960	20A/1P	37			38	138	MECH & ELECT RM LTG.
RECEPT. MECH & ELEC. RM.	720	20A/1P	3			4	900	RECEPT. GENERAL OFFICE	960	20A/1P	39			40	1024	UN-ASSIGNED SPACE LTG
RECEPT. LOGISTICS	1440	20A/1P	5			6	1260	MGR. AND ASSIST. MGR. REC.	-	20A/1P	41			42	180	SPARE
RECEPTACLE CHARGER	200	20A/1P	7			8	900	RECEPT. GENERAL OFFICE	-	20A/1P	43			44	-	SPARE
RECEPTACLE CHARGER	200	20A/1P	9			10	220	LIGHTING STAIR 18	1220	20A/1P	45			46	-	SPARE
RECEPTACLE CHARGER	200	20A/1P	11			12	1080	RECEPTACLES BSMT. E	-	20A/1P	47			48	-	SPARE
LIGHTING BASEMENT	704	20A/1P	13			14	1080	RECEPTACLES BSMT. W	-	20A/1P	49			50	-	SPARE
UH-3	96	20A/1P	15			16	300	PIT LTG & RECEPT	-	20A/1P	51			52	-	SPARE
SPARE	-	20A/1P	17			18	1240	RECEPT. HOLD STORAGE	-	20A/1P	53			54	-	SPACE
EF-1	88	20A/1P	19			20	-	SPARE	-	20A/1P	55			56	-	SPARE
UH-1,2	288	20A/1P	21			22	100	HEATER PUMP (AHU-1)	-	20A/1P	57			58	-	SPARE
SPARE	-	20A/1P	23			24	200	EF-2	-	20A/1P	59			60	-	SPARE
SPARE	-	20A/1P	25			26	-	SPARE	200	20A/1P	61			62	-	SPARE
SPARE	-	20A/1P	27			28	500	PRINTER MANAGER OFFICE	200	20A/1P	63			64	-	SPARE
SPARE	-	20A/1P	29			30	50	EF-3	200	20A/1P	65			66	-	SPARE
EF-4	300	20A/1P	31			32	832	GEN. OFFICE LTG.	-	20A/1P	67			68	-	SPACE
STORAGE FRIDGE OUTLET	500	20A/1P	33			34	-	SPARE	-	20A/1P	69			70	-	SPACE
SPARE	-	20A/1P	35			36	-	SPARE	-	20A/1P	71			72	-	SPACE

LIGHT FIXTURE SCHEDULE

TYPE OF FIXTURE	DESCRIPTION	VOLTAGE	WATT/FIX.	MOUNTING
A	2'X4' LED RECESSED - METALUX 24SR-LD2-39-C-UNV-L840CD1U OR EQUAL	120V	32	RECESSED IN CEILING
A1	2'X4' LED RECESSED - METALUX 22SR-LD2-29-C-UNV-L840CD1U OR EQUAL	120V	32	RECESSED IN CEILING
B	TEMPORARY - LED - METALUX 4-SNF-2-32-120V-GL-E88 OR EQUAL	120V	32	PENDANT MOUNT
C	4' INDUST. - LED - METALUX 39-4-L30/835-A***-DRV-120 OR EQUAL	120V	25	PENDANT MOUNT
E	1' X 4' - LED - METALUX RCG4 SERIES OR EQUAL	120V	19	RECESSED IN CEILING
F	4' - LED - METALUX 4-SWLED-4800HL-LW-120-EL14-L835-CD1-U OR EQUAL	120V	38	WALL MOUNT
G	WALL PACK - LED - LUMARK XTOR-68-W OR EQUAL	120V	26	WALL MOUNT
H	LED EXIT SIGN, SINGLE FACE ALKCO - RGLO-LED2 OR EQUAL	120V	26	TOP INSTALLATION
H1	LED EXIT SIGN, SINGLE FACE ALKCO - RGLO-LED2 OR EQUAL	120V	25	TOP INSTALLATION
H2	LED EXIT SIGN, DOUBLE FACE ALKCO - RGLO-LED2 OR EQUAL	120V	25	TOP INSTALLATION
J	LED WET LOCATION - LITHONIA DMW2-24-3000LM-AFL-WD-120-GZ10-35K-80 OR EQUAL	120V	27	WALL MOUNT
K	DOWNLIGHT - LED - 4" ROUND GE - D14RA20835FL1V/2V10-BH3 -RD14RASD-WTW OR EQUAL	120V	24	WALL MOUNT

1. ALL EXIT SIGNS SHALL BE CITY OF CHICAGO APPROVED. RED LETTERS ON WHITE. EDGE LIGHT LED.

HS 1 - PANEL SCHEDULE

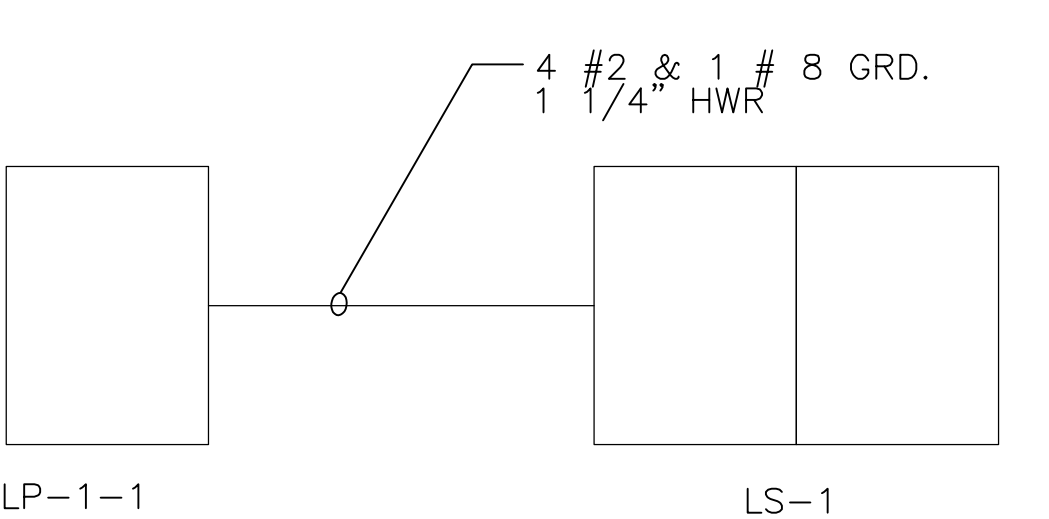
VOLTAGE: 277 / 480 V WIRE: 4 TOTAL CONNECTED WATTS - 15624 22,000 AIC
 MAIN: 100A MOUNTING: SURFACE PHASE A - 5208W PHASE B - 5208W PHASE C - 5208W

CIRCUIT USE	LOAD	CCT	A	B	C	CCT	LOAD	CIRCUIT USE
AIR HANDLING UNIT (AHU-1.2)	1330	20A/3P	1			2	3878	HUMIDIFIER (H1)
SPARE	-	20A/1P	3			4	3878	SPARE
SPARE	-	20A/1P	5			6	-	SPARE
SPARE	-	20A/1P	7			8	-	SPARE
SPARE	-	20A/1P	9			10	-	SPARE
SPARE	-	20A/1P	11			12	-	SPARE
SPARE	-	20A/1P	13			14	-	SPARE
SPARE	-	20A/1P	15			16	-	SPARE
SPARE	-	20A/1P	17			18	-	SPARE
SPACE	-		19			20	-	SPACE
SPACE	-		21			22	-	SPACE
SPACE	-		23			24	-	SPACE
SPACE	-		25			26	-	SPACE
SPACE	-		27			28	-	SPACE
SPACE	-		29			30	-	SPACE

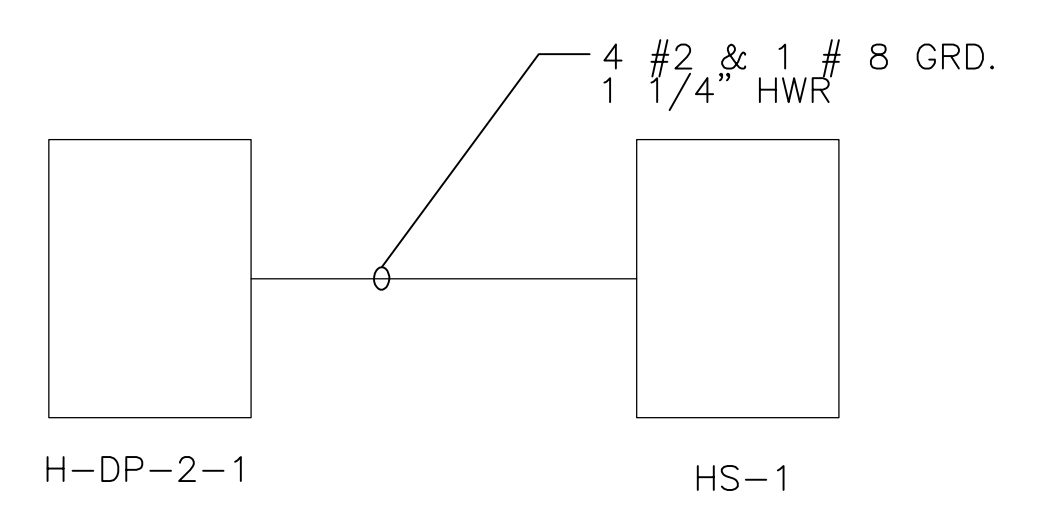
ES 1 - PANEL SCHEDULE

VOLTAGE: 120 / 208 V WIRE: 4 TOTAL CONNECTED WATTS - 9964 22,000 AIC
 MAIN: 60A MOUNTING: SURFACE PHASE A - 3846W PHASE B - 2510W PHASE C - 3608W

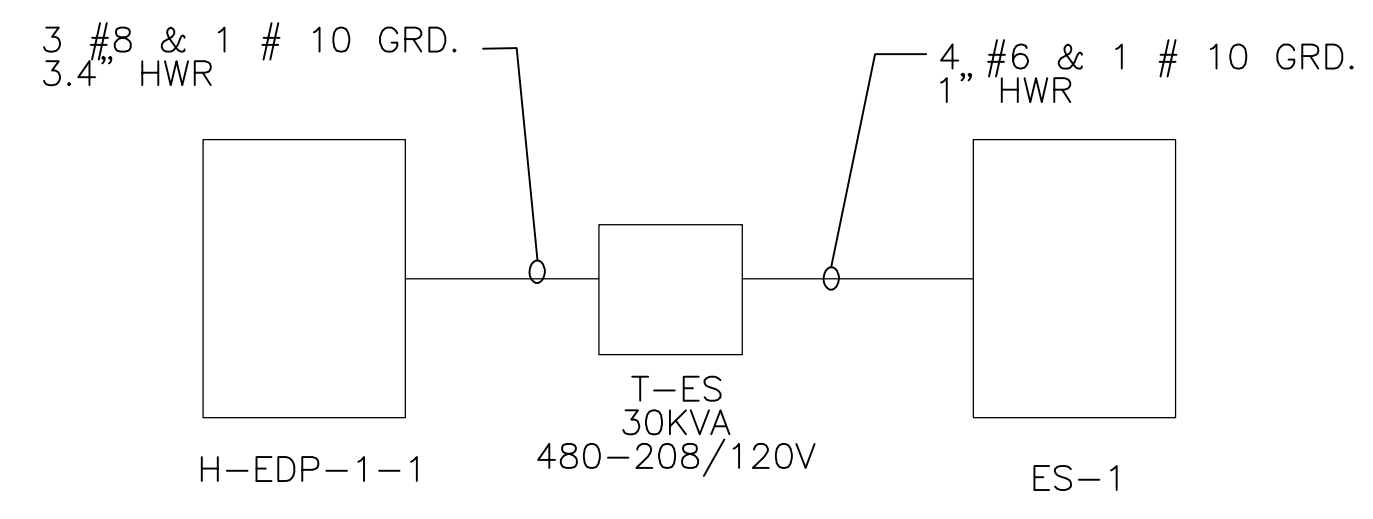
CIRCUIT USE	LOAD	CCT	A	B	C	CCT	LOAD	CIRCUIT USE
MOTORIZED DOOR DOCK	1176	20A/1P	1			2	792	HAC-1
MOTORIZED DOOR NORTH	200	20A/1P	3			4	792	COMM RACK RECEPT
MOTORIZED DOOR SOUTH	200	20A/1P	5			6	180	COMM RACK RECEPT
CCTV CAMERAS	100	20A/1P	7			8	180	COMM RACK RECEPT
PTZ CAMERAS	450	20A/1P	9			10	180	COMM RACK RECEPT
COMM RACK RECEPT	180	20A/1P	11			12	180	COMM RACK RECEPT
COMM RACK RECEPT	180	20A/1P	13			14	180	COMM RACK RECEPT
COMM RACK RECEPT	180	20A/1P	15			16	180	COMM RACK RECEPT
COMM RACK RECEPT	180	20A/1P	17			18	180	COMM RACK RECEPT
COMM RACK RECEPT	180	20A/1P	19			20	96	CUH-1
COMM RACK RECEPT	180	20A/1P	21			22	-	SPARE
FPB-1	1296	20A/1P	23			24	-	SPACE
FPB-2	1296	20A/1P	25			26	-	SPACE
FPB-3	348	20A/1P	27			28	-	SPACE
FPB-4	600	20A/1P	29			30	-	SPACE



PARTIAL RISER DIAGRAM



PARTIAL RISER DIAGRAM



PARTIAL RISER DIAGRAM

ARCHITECTURE /S/C/MEP/FP KNIGHT Engineers & Architects 221 North LaSalle Street Suite 300 Chicago, IL 60601-1211 Phone: (312) 577-3300	Drawing Title ELECTRICAL DETAILS AND SCHEDULES	Project Title Remodel + Expand Space for Material Management Service	Project Number 537-321	Office of Construction and Facilities Management Department of Veterans Affairs	
	Approved: Project Director	Location 820 S. DAMEN AVE, CHICAGO, IL	Building Number BLDG 1 - 1ST FLR		
	Date 07/21/2017	Checked MCP	Drawn MLB		Drawing Number ES400R Dwg 61 of 65
	ISSUED FOR BID/PERMIT Revisions:	Date 05/25/2018			

three inches = one foot
 one and one half inches = one foot
 one inch = one foot
 three quarters inch = one foot
 one half inch = one foot
 three eighths inch = one foot
 one quarter inch = one foot
 one eighth inch = one foot

A
 B
 C
 D
 E
 F