

F-2
B-2



FLOOR | WALL

PORTFOLIO™

COLORBODY™ PORCELAIN & GLAZED CERAMIC MOSAIC
with REVEAL IMAGING®

 **daltile®**
IMAGINE WHAT'S POSSIBLE™



Cover photo features Dove Grey 12 x 24 field tile on the floor.
Above photo features Iron Grey 12 x 24 field tile on the floor.

New Movement to Minimalism

As popular as the contemporary tone-on-tone look of cement may be, it's even more appealing with the added depth and richness of the Portfolio™ series. An impressive palette of neutral hues create calm monochromatic effects. The colors and sizes easily combine for customized results. Manufactured in the USA and offered in 24" x 24", 12" x 24", and 6" x 24" – Portfolio is an incredibly resourceful choice that's bound to be a favorite in any commercial space.

- **MODULAR MINIMALISM**

- Tone-on-tone concrete look supports any style, giving designers added flexibility to create lasting looks
- Broad color offering of 11 different options across a warm and cool palette
- Three popular sizes, including a 6" x 24" rectangle, allow for a modular approach to floor and wall designs
- Coordinating 2" x 2" mosaics and linear decorative mosaics

- **TECHNICAL SUPPORT**

- ColorBody™ tile with rectified edges for near seamless designs
- A modern European look and feel manufactured in the USA



**POST-CONSUMER
RECYCLED MATERIALS**



**PRE-CONSUMER
RECYCLED MATERIALS**



MADE IN THE U.S.A.




REVEAL IMAGING®




TRU-EDGE

All or select items within this series are made in the USA. For more information, visit daltile.com/Portfolio.



FIELD TILE


ICE PF01




WHITE PF02



DOVE GREY PF04



ASH GREY PF05



CREAM PF07



NOCE PF11



CHOCOLATE PF08



FANGO PF03



COTTO PF10



IRON GREY PF06



CHARCOAL PF09

RANDOM LINEAR PORCELAIN MOSAIC

EARTH BLEND PF14
(40% PF11 Noce, 40% PF07 Cream,
20% PF03 Fango)



SKYLINE BLEND PF12
(33% PF02 White, 33% PF05 Ash Grey,
33% PF09 Charcoal)












SEASON BLEND PF13
(40% PF11 Noce, 40% PF09 Charcoal,
20% PF08 Chocolate)

2 x 2 GLAZED CERAMIC MOSAIC

ICE PF01

Glazed ceramic 2 x 2 mosaic offered in
all solid colors (PF01 - PF11).

SIZES					
			Thickness	Sq. Ft. per Carton	Pieces per Carton
	24 x 24 Field Tile	(23-5/8" x 23-5/8") (59.44 cm x 59.44 cm)	3/8"	15.20	4
	12 x 24 Field Tile	(11-5/8" x 23-5/8") (29.56 cm x 59.44 cm)	3/8"	15.12	8
	6 x 24 Field Tile	(5-3/4" x 23-5/8") (14.63 cm x 59.44 cm)	3/8"	10.23	11
	Random Linear Mosaic* (Mesh-mounted)	(12" x 27" Sheet) (30.48 cm x 68.58 cm Sheet)	3/8"	7.60	4
	2 x 2 Mosaic** (Dot-mounted)	(12" x 24" Sheet) (30.48 cm x 60.96 cm Sheet)	1/4"	24.00	12
* Available in three unique color blends only; visit daltille.com/Portfolio for more information. ** Glazed ceramic					
FLOOR APPLICATIONS					
	Target DCOF wet	Suitable			
Dry & Level – Interior	N/A	✓			
Wet & Level – Interior	≥ 0.42	✓			
Exterior Applications; Pool Decking & Other Wet Areas with Minimal Footwear	≥ 0.60				
Ramps & Inclines	≥ 0.65				
A DCOF value of ≥ 0.42 is the standard for tiles specified for level interior spaces expected to be walked upon when wet, as stated in ANSI A137.1-2012, Section 9.6. For more information about DCOF and the DCOF AcuTest™, visit daltille.com/DCOF .					
OTHER APPLICATIONS					
	Suitable				
Walls/Backsplashes	✓				
Countertops	✓				
Pool Linings	✓*				
APPLICATION NOTES:					
* 2 x 2 mosaic only					
Floor tile, bullnose trim and linear mosaic suitable for exterior applications in freezing and non-freezing climates when proper installation methods are followed.					
2 x 2 mosaic and cove trim suitable for exterior applications in non-freezing climates only when proper installation methods are followed.					

TRIM				
	Type	Number	Size	Pieces per Carton
	Bullnose	P-43C9	3 x 12	30
	Cove Base ♦	P-36C9-T	6 x 12	22
	Cove Base Corner ♦	PC-36C9-T	1 x 6	15
Floor bullnose, cove base and cove base corner trim are intended to coordinate with floor field tile in the standard 90-degree installation position.				
♦ Cove base and cove base outcorner trim are clay body ceramic suitable for exterior applications in non-freezing climates only.				
INSTALLATION				
Grout Joint Recommendation			Shade Variation	
1/8" (3/16" when multiple sizes are installed in a modular pattern, and when installed in a staggered brick-joint pattern; overlap should not exceed 33%)			 Medium (V2)	
TEST RESULTS				
	ASTM#	Field & Linear Mosaic Result	2 x 2 Mosaic Result	
Water Absorption	C373	< 0.5%	< 3.0%	
Breaking Strength	C648	> 275 lbs	> 250 lbs	
Scratch Hardness	MOHS	8.0	8.0	
Chemical Resistance	C650	Resistant	Resistant	
Abrasion Resistance	C1027	N/A	4	
For additional information, visit daltille.com/information/TestResults .				
NOTES				
Special consideration needs to be given when installing tiles greater than 15 inches. Please refer to daltille.com/LargeTiles for more information.				
Special care should be taken when grouting with dark pigmented colors. A grout release is recommended to prevent finely powdered pigments from lodging in the pores of the surface. Use of a latex modified thin-set is recommended for installation.				
Since there are variations in all fired ceramic products, tile and trim supplied for your particular installation may not match these samples. Final color selection should be made from actual tiles and trim and not from tile samples or color reproductions. Manufactured in accordance with ANSI A137.1 standards.				
Water, oil, grease, etc. create slippery conditions. Floor applications with exposure to these conditions require extra caution in product selection. Not for use on ramps.				
For additional information refer to "Factors to Consider" at daltille.com/Factors .				