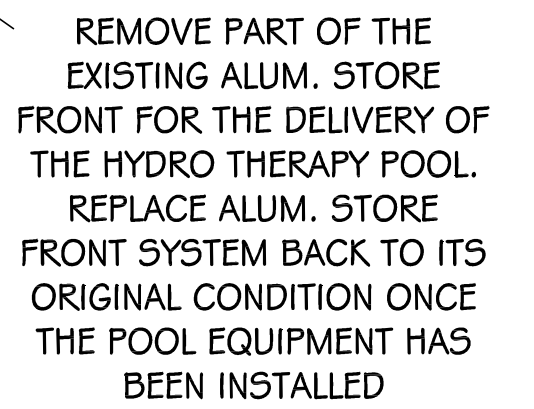


N.T.S

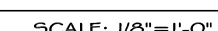


REMOVE PART OF EXISTING WALL AS REQUIRED FOR THE DELIVERY OF THE HYDRO THERAPY POOL.
ESTIMATED SIZE OF OPENING IS 5'-0" WIDE X 9'-4" HT.
VERIFY OPENING SIZE WITH POOL EQUIPMENT SUPPLIER.
SEAL AND PAINT EXISTING WALL BACK TO ORIGINAL CONDITION ONCE THE POOL EQUIPMENT HAS BEEN INSTALLED

N.T.S.

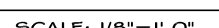


REMOVE PART OF EXISTING
WALL AS REQUIRED FOR THE
DELIVERY OF THE HYDRO
THERAPY POOL.
ESTIMATED SIZE OF OPENING
IS 5'-0" WIDE X 9'-4" HT.
VERIFY OPENING SIZE WITH
POOL EQUIPMENT SUPPLIER.
SEAL AND PAINT EXISTING
WALL BACK TO ORIGINAL
CONDITION ONCE THE POOL
EQUIPMENT HAS BEEN
INSTALLED



- NEW 6'-0" HT. FENCE W/ PR. 3'-0" GATES. PROVIDE ALL HARDWARE FOR GATES. FIELD VERIFY ALL DIMENSIONS

NEW 6'-0" HT. FENCE W/ 3'-0"
GATE. PROVIDE ALL
HARDWARE FOR GATE.
FIELD VERIFY ALL
DIMENSIONS



CONSULTANTS:
WITTENBERG, DELONY & DAVIDSON
ARCHITECTS
400 WEST CAPITOL AVE., LITTLE ROCK, AR 72201
(501) 376-6681

BERNHARD TME ENGINEERS
1 ALLIED DRIVE, SUITE 2600, LITTLE ROCK, AR 72202
(501) 666-6776



Drawing Title	HAULING ROUTE FENCE LOCATION
---------------	---------------------------------

Approved: Project Director
-
VAPAHCS PLANNING AND ENGINEERING

Project Title	RENOVATE PHYSICAL MEDICINE AND REHABILITATION POOL AREA
---------------	---

Location		
- MEMPHIS		TN
Date	Checked	Drawn

Project Number	614-16-112
Building Number	

Drawing Number
GC 1.00

WD&D PROJECT NO. 16-046

Office of
Construction
and Facilities
Management