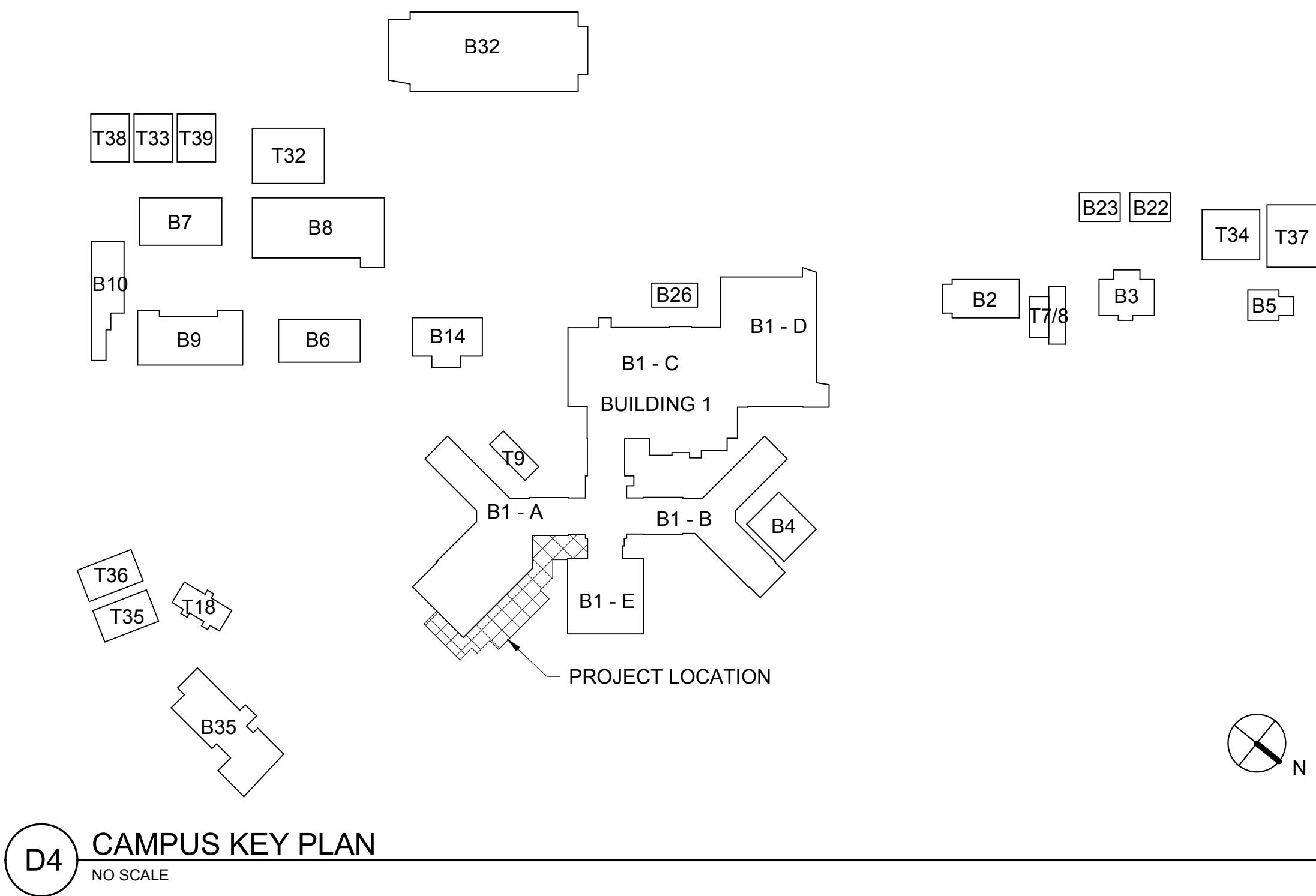









CONSTRUCT CLEAN CORE ADDITION TO SURGICAL SUITE  
DEPARTMENT OF VETERANS AFFAIRS MEDICAL CENTER  
830 CHALKSTONE AVENUE  
PROVIDENCE, RHODE ISLAND 02908-4799

VA PROJECT NUMBER - 650-337



DRAWING LIST

G00.1	COVER SHEET
FIRE PROTECTION	
FP0.0	FIRE PROTECTION LEGEND AND GENERAL NOTES
FP10.1	FIRST FLOOR FIRE PROTECTION NEW CONSTRUCTION PLAN
FP10.2	SECOND FLOOR FIRE PROTECTION DEMOLITION PLAN
FP10.3	SECOND FLOOR FIRE PROTECTION NEW CONSTRUCTION PLAN
LS10.2	SECOND FLOOR LIFE SAFETY PLAN
CIVIL DRAWINGS	
C00.1	SITE PLAN
C00.2	GENERAL NOTES PLAN
C10.1	EXISTING CONDITIONS PLAN
C10.2	DEMOLITION PLAN
C10.3	DEMOLITION PLAN
C30.1	GRADING PLAN
C40.1	UTILITY PLAN
C40.2	UTILITY PLAN
C50.1	DETAIL SHEET
C50.2	DETAIL SHEET
ARCHITECTURAL DRAWINGS	
A00.1	ABBREVIATIONS AND LEGENDS
A01.1	GROUND FLOOR PHASING PLAN
A01.2	SECOND FLOOR PHASING PLAN
A05.1	SECOND FLOOR DEMOLITION PLAN
A05.2	DEMOLITION ELEVATIONS
A10.0	GROUND FLOOR PLAN
A10.1	FIRST FLOOR PLAN
A10.2	SECOND FLOOR PLAN
A10.3	ROOF PLAN
A10.4	ENLARGED PLANS
A10.5	ENLARGED PLANS
A10.6	ENLARGED PLANS
A20.1	EXTERIOR ELEVATIONS
A25.1	BUILDING SECTIONS
A25.2	BUILDING SECTIONS
A25.3	BUILDING SECTIONS
A25.4	BUILDING SECTIONS
A30.1	WALL SECTIONS
A30.2	WALL SECTIONS
A35.1	ELEVATOR PLANS AND DETAILS
A35.2	ELEVATOR SECTIONS
A35.3	DEDUCT ALTERNATE ELEVATOR SECTIONS
A35.4	ELEVATOR DETAILS
A40.1	PARTITION TYPES AND CONSTRUCTION SYSTEMS
A40.2	CONSTRUCTION SYSTEMS
A40.3	CONSTRUCTION SYSTEMS
A40.4	CONSTRUCTION SYSTEMS
A50.1	EXTERIOR DETAILS
A50.2	EXTERIOR DETAILS
A50.3	PLAN DETAILS
A50.4	PLAN DETAILS
A50.5	PLAN DETAILS
A50.6	MISCELLANEOUS DETAILS
A55.1	WINDOW DETAILS
A60.1	DOOR, WINDOW & LOUVER SCHEDULE
A61.1	ROOM FINISH SCHEDULE
A70.1	FIRST FLOOR CEILING PLAN
A70.2	SECOND FLOOR CEILING PLAN
A71.1	SECOND FLOOR MATERIALS PLAN
A72.1	ENLARGED EQUIPMENT PLANS
A72.2	ENLARGED EQUIPMENT PLANS
A72.3	ENLARGED EQUIPMENT PLANS
A72.4	EQUIPMENT SCHEDULE
A73.1	SIGNAGE PLAN
A81.1	INTERIOR ELEVATIONS
A81.2	INTERIOR ELEVATIONS
A81.3	INTERIOR ELEVATIONS
A82.1	INTERIOR DETAILS
A83.1	MILLWORK DETAILS
STRUCTURAL DRAWINGS	
S10.1	FOUNDATION PLAN, NOTES AND DETAILS
S20.1	FIRST FLOOR FRAMING PLAN
S20.2	SECOND FLOOR FRAMING
S30.1	ROOF FRAMING
S31.1	DEDUCT ALTERNATE PLANS AND DETAILS
S40.1	SCHEDULES
S40.2	BRACING ELEVATIONS AND DETAILS
S40.3	FRAMING ELEVATIONS AND DETAILS
S50.1	TYPICAL FOUNDATION NOTES AND DETAILS
S50.2	FOUNDATION DETAILS
S60.1	TYPICAL FRAMING NOTES AND DETAILS
S60.2	FRAMING DETAILS
S60.3	FRAMING DETAILS
S60.4	FRAMING DETAILS
PLUMBING DRAWINGS	
P00.1	LEGEND, SCHEDULES, GENERAL NOTES & DETAILS
P05.1	BASEMENT FLOOR DRAINAGE DEMOLITION
P05.2	FIRST FLOOR DRAINAGE DEMOLITION
P05.3	SECOND FLOOR DRAINAGE DEMOLITION
P06.1	SECOND FLOOR SUPPLY DEMOLITION
P10.1	GROUND FLOOR DRAINAGE
P10.2	FIRST FLOOR DRAINAGE
P10.3	SECOND FLOOR DRAINAGE
P10.4	ROOF PLAN
P20.1	FIRST FLOOR SUPPLY
P20.2	SECOND FLOOR SUPPLY
P30.1	SECTIONS & DETAILS
MECHANICAL DRAWINGS	
M00.1	LEGEND & GENERAL NOTES
M05.0	GROUND FLOOR DEMOLITION DUCTWORK
M05.1	FIRST FLOOR DEMOLITION DUCTWORK
M05.2	SECOND FLOOR DEMOLITION DUCTWORK
M06.0	GROUND FLOOR DEMOLITION PIPING
M06.1	ENLARGED MECHANICAL ROOM PIPING DEMOLITION
M10.0	GROUND FLOOR DUCTWORK
M10.1	FIRST FLOOR DUCTWORK
M10.2	SECOND FLOOR DUCTWORK
M20.0	GROUND FLOOR PIPING
M20.1	FIRST FLOOR PIPING
M20.2	SECOND FLOOR PIPING
M30.1	FLOW AND RISER DIAGRAMS & DETAILS
M30.2	CONTROL DIAGRAMS
M30.3	DETAILS
M31.1	SECTIONS
M40.1	SCHEDULES
ELECTRICAL DRAWINGS	
E00.1	ELECTRICAL LEGEND AND NOTES
E00.2	ELECTRICAL LIGHTING FIXTURE SCHEDULE AND DETAILS
E05.1	SECOND FLOOR PART PLAN EXISTING CONDITIONS
E10.1	SECOND FLOOR PART PLAN LIGHTING
E20.1	SECOND FLOOR PART PLAN POWER
E20.2	ROOF PART PLAN POWER
E30.1	SECOND FLOOR PART PLAN SYSTEMS
E40.1	CYSTOSCOPY 265 ENLARGED PART PLANS
E50.1	ELECTRICAL RISER DIAGRAM
E60.1	PANELBOARD SCHEDULES
E70.1	ELECTRICAL DETAILS
E70.2	ELECTRICAL DETAILS
E80.1	BASEMENT LEVEL SITE PLAN EXISTING CONDITIONS
ES10.0	SUB BASEMENT LEVEL SITE PLAN POWER AND SYSTEMS
ES10.1	BASEMENT LEVEL SITE PLAN POWER AND SYSTEMS



CONSULTANT		ARCHITECT/ENGINEER OF RECORD		STAMP		Office of Construction and Facilities Management		Drawing Title COVER SHEET		Phase FINAL CONSTRUCTION DOCUMENTS		Project Title CONSTRUCT CLEAN CORE ADDITION TO SURGICAL SUITE		Project Number 650-337	
Revisions:		HARRIMAN		U.S. Department of Veterans Affairs		Approved:		SPRINKLERED		Location PROVIDENCE, RHODE ISLAND		Issue Date 02-22-19		Checked MMO	
Date:		HA PROJECT NUMBER: 13596								Drawing Number 1		G00.1			