

VA San Diego, Chula Vista

A1132-3'

353 H Street

Chula Vista, CA 91910

Project: Chula Vista Community Based Outpatient Clinic

Issue Date: April 2019

Total Quantity: 9

Rooms: 1100, 1200, 1202, 1203, 1303, 1404 (2), 2103, 2110

- ☒ Finish Samples Required if Checked ☐ Manufacturer Certified Installation Required if Checked
☐ BMET Training Required if Checked ☐ End User Training Required if Checked
☐ On-Site Coordinated Delivery Required if Checked ☒ Advanced Warehouse Delivery Required if Checked

Item Name:


Rail, Accessory Mounting, Length as Required

*Picture is for reference only

Brand Name or EQUAL: Nexspan, Fairfield "Style"
Rail, 1002-036 - Heavy Duty Equipment Management Rail System

Salient Characteristics:

- Aluminum Extrusion with Anodized Finish – 36" Long
- 1" Inlay Brushed Aluminum Finish Inserts
- Finished End Caps
- Snap Action Design for Extensive Variety of Medical Support Equipment/Accessories
- Minimum of 60lbs Weight Capacity per 16" Centers
- No Exposed Screw Holes
- Must Offer to Supply All Snap-On Adapters for All Associate Attachment Brackets
- Drywall Hardware, Stand-Off for Heavy Duty Rail Including Appropriate Hollow Wall Anchors & Screws for Steel Stud applications
- No Visible Manufactures Label Allowed



VA San Diego, Chula Vista

A1132-2'

353 H Street

Chula Vista, CA 91910

Project: Chula Vista Community Based Outpatient Clinic

Issue Date: April 2019

Total Quantity: 2

Rooms: 1204, 2103

- ☒ Finish Samples Required if Checked ☐ Manufacturer Certified Installation Required if Checked
☐ BMET Training Required if Checked ☐ End User Training Required if Checked
☐ On-Site Coordinated Delivery Required if Checked ☒ Advanced Warehouse Delivery Required if Checked

Item Name:


Rail, Accessory Mounting, Length as Required

*Picture is for reference only

Brand Name or EQUAL: Nexspan, Fairfield "Style"
Rail, 1002-024 - Heavy Duty Equipment Management Rail System

Salient Characteristics:

- Aluminum Extrusion with Anodized Finish – 24" Long
- 1" Inlay Brushed Aluminum Finish Inserts
- Finished End Caps
- Snap Action Design for Extensive Variety of Medical Support Equipment/Accessories
- Minimum of 60lbs Weight Capacity per 16" Centers
- No Exposed Screw Holes
- Must Offer to Supply All Snap-On Adapters for All Associate Attachment Brackets
- Drywall Hardware, Stand-Off for Heavy Duty Rail Including Appropriate Hollow Wall Anchors & Screws for Steel Stud applications
- No Visible Manufactures Label Allowed



VA San Diego, Chula Vista

A1132-4'

353 H Street

Chula Vista, CA 91910

Project: Chula Vista Community Based Outpatient Clinic

Issue Date: April 2019

Total Quantity: 45

Rooms: 1102, 1201 (5), 1202, 1206, 1302, 1303, 1305, 1307, 1404, 1406, 1502 (2), 2014 (2), 2101, 2103, 2105, 2108 (2), 2109, 2110, 2111, 2302, 2304, 2306, 2310, 2312, 2405, 2407, 2409, 2411, 2413, 2602, 2603, 2605, 2606, 2607, 2610, 2611, 2612, 2613

- ☒ Finish Samples Required if Checked ☐ Manufacturer Certified Installation Required if Checked
☐ BMET Training Required if Checked ☐ End User Training Required if Checked
☐ On-Site Coordinated Delivery Required if Checked ☒ Advanced Warehouse Delivery Required if Checked

Item Name:


Rail, Accessory Mounting, Length as Required

*Picture is for reference only

Brand Name or EQUAL: Nexspan, Fairfield "Style"
Rail, 1002-048 - Heavy Duty Equipment Management Rail System

Salient Characteristics:

- Aluminum Extrusion with Anodized Finish – 48" Long
- 1" Inlay Brushed Aluminum Finish Inserts
- Finished End Caps
- Snap Action Design for Extensive Variety of Medical Support Equipment/Accessories
- Minimum of 60lbs Weight Capacity per 16" Centers
- No Exposed Screw Holes
- Must Offer to Supply All Snap-On Adapters for All Associate Attachment Brackets
- Drywall Hardware, Stand-Off for Heavy Duty Rail Including Appropriate Hollow Wall Anchors & Screws for Steel Stud applications
- No Visible Manufactures Label Allowed



VA San Diego, Chula Vista

A1132-5'

353 H Street

Chula Vista, CA 91910

Project: Chula Vista Community Based Outpatient Clinic

Total Quantity: 75

Rooms: 1100, 1202 (2), 1205, 1305, 1307, 1402 (2), 1406, 1411, 1413 (2), 1415 (2), 1420 (3), 1422 (2), 1502, 1610, 2011, 2014 (2), 2020, 2101 (2), 2103, 2105 (2), 2108, 2109 (2), 2111 (2), 2303 (2), 2304 (2), 2306 (2), 2310 (2), 2312 (2), 2405 (2), 2407 (2), 2409 (2), 2411 (2), 2413 (2), 2602 (2), 2603 (2), 2604 (2), 2605 (2), 2606 (2), 2607 (2), 2610 (2), 2611 (2), 1612, 2613 (2), 2712

- ☒ Finish Samples Required if Checked ☐ Manufacturer Certified Installation Required if Checked
☐ BMET Training Required if Checked ☐ End User Training Required if Checked
☐ On-Site Coordinated Delivery Required if Checked ☒ Advanced Warehouse Delivery Required if Checked

Item Name:


Rail, Accessory Mounting, Length as Required

*Picture is for reference only

Brand Name or EQUAL: Nexspan, Fairfield "Style"
Rail, 1002-060 - Heavy Duty Equipment Management Rail System

Salient Characteristics:

- Aluminum Extrusion with Anodized Finish – 60" Long
- 1" Inlay Brushed Aluminum Finish Inserts
- Finished End Caps
- Snap Action Design for Extensive Variety of Medical Support Equipment/Accessories
- Minimum of 60lbs Weight Capacity per 16" Centers
- No Exposed Screw Holes
- Must Offer to Supply All Snap-On Adapters for All Associate Attachment Brackets
- Drywall Hardware, Stand-Off for Heavy Duty Rail Including Appropriate Hollow Wall Anchors & Screws for Steel Stud applications
- No Visible Manufactures Label Allowed



VA San Diego, Chula Vista

A1132-6'

353 H Street

Chula Vista, CA 91910

Project: Chula Vista Community Based Outpatient Clinic

Total Quantity: 21

Rooms: 1100, 1103, 1202, 1203 (2), 1205, 1303, 1304, 1305, 1307, 1402, 1406, 1411, 1413, 1415, 1424, 1604, 1608 (2), 2612, 2711

- ☒ Finish Samples Required if Checked ☐ Manufacturer Certified Installation Required if Checked
☐ BMET Training Required if Checked ☐ End User Training Required if Checked
☐ On-Site Coordinated Delivery Required if Checked ☒ Advanced Warehouse Delivery Required if Checked

Item Name:


Rail, Accessory Mounting, Length as Required

*Picture is for reference only

Brand Name or EQUAL: Nexspan, Fairfield "Style"
Rail, 1002-072 - Heavy Duty Equipment Management Rail System

Salient Characteristics:

- Aluminum Extrusion with Anodized Finish – 72" Long
- 1" Inlay Brushed Aluminum Finish Inserts
- Finished End Caps
- Snap Action Design for Extensive Variety of Medical Support Equipment/Accessories
- Minimum of 60lbs Weight Capacity per 16" Centers
- No Exposed Screw Holes
- Must Offer to Supply All Snap-On Adapters for All Associate Attachment Brackets
- Drywall Hardware, Stand-Off for Heavy Duty Rail Including Appropriate Hollow Wall Anchors & Screws for Steel Stud applications
- No Visible Manufactures Label Allowed



VA San Diego, Chula Vista

A1132-8'

353 H Street

Chula Vista, CA 91910

Project: Chula Vista Community Based Outpatient Clinic

Total Quantity: 6

Rooms: 1103, 1205, 1304, 1404, 1608, 2110

- ☒ Finish Samples Required if Checked ☐ Manufacturer Certified Installation Required if Checked
☐ BMET Training Required if Checked ☐ End User Training Required if Checked
☐ On-Site Coordinated Delivery Required if Checked ☒ Advanced Warehouse Delivery Required if Checked

Item Name:


Rail, Accessory Mounting, Length as Required

*Picture is for reference only

Brand Name or EQUAL: Nexspan, Fairfield "Style"
Rail, 1002-096 - Heavy Duty Equipment Management
Rail System

Salient Characteristics:

- Aluminum Extrusion with Anodized Finish –96" Long
- 1" Inlay Brushed Aluminum Finish Inserts
- Finished End Caps
- Snap Action Design for Extensive Variety of Medical Support Equipment/Accessories
- Minimum of 60lbs Weight Capacity per 16" Centers
- No Exposed Screw Holes
- Must Offer to Supply All Snap-On Adapters for All Associate Attachment Brackets
- Drywall Hardware, Stand-Off for Heavy Duty Rail Including Appropriate Hollow Wall Anchors & Screws for Steel Stud applications
- No Visible Manufactures Label Allowed



VA San Diego, Chula Vista

A1132-10'

353 H Street

Chula Vista, CA 91910

Project: Chula Vista Community Based Outpatient Clinic

Total Quantity: 22

Rooms: 1204, 1206, PAR (20)

☒ Finish Samples Required if Checked ☐ Manufacturer Certified Installation Required if Checked

☐ BMET Training Required if Checked ☐ End User Training Required if Checked

☐ On-Site Coordinated Delivery Required if Checked ☒ Advanced Warehouse Delivery Required if Checked

Item Name:

Rail, Accessory Mounting, Length as Required

*Picture is for reference only

Brand Name or EQUAL: Nexspan, Fairfield "Style"
Rail, 1002-120 - Heavy Duty Equipment Management
Rail System

Salient Characteristics:

- Aluminum Extrusion with Anodized Finish –120" Long
- 1" Inlay Brushed Aluminum Finish Inserts
- Finished End Caps
- Snap Action Design for Extensive Variety of Medical Support Equipment/Accessories
- Minimum of 60lbs Weight Capacity per 16" Centers
- No Exposed Screw Holes
- Must Offer to Supply All Snap-On Adapters for All Associate Attachment Brackets
- Drywall Hardware, Stand-Off for Heavy Duty Rail Including Appropriate Hollow Wall Anchors & Screws for Steel Stud applications
- No Visible Manufactures Label Allowed

