

ABBREVIATION MEANING
(E) EXISTING
(N) NEW
(P) PROTECT
(R) REMOVE
(S) SALVAGE
ACX PLYWOOD GRADE ACX
ADJ ADJUSTABLE
AFF ABOVE FINISH FLOOR
AHU AIR HANDLING UNIT
B.O. BOTTOM OF
BLDG BUILDING
BS* BACKING SYSTEM. SEE DETAILS.
C.L CENTERLINE
CDX PLYWOOD GRADE CDX
CLG CEILING
CLO CLOSET
CLR CLEAR
CMP COMPOSITE METAL PANEL
CMU CONCRETE MASONRY UNIT
CONC CONCRETE
CONT CONTINUOUS
OPT* CARPET
CT* CERAMIC TILE
CTR CENTER
CTSK COUNTERSINK
DATA DATA OUTLET
DBL DOUBLE
DIST DISTANCE
DUP DUPLEX CONVENIENCE OUTLET
EIFS EXTERIOR INSULATION AND FINISH SYSTEM
EJ EXPANSION JOINT
EP* EXTERIOR PAINT
EPDM ETHYLENE PROPYLENE DIENE MONOMER
EQ EQUAL
ERU ENERGY RECOVERY UNIT
F.O. FACE OF
FA FIRE ALARM
FD FLOOR DRAIN
FDN FOUNDATION
FE FIRE EXTINGUISHER
FEC FIRE EXTINGUISHER CABINET
FIN FINISH
FLR FLOOR
FSW FLOWING SEA WATER
FTG FOOTING
FTR FIN TUB RADIATOR
FU FURNACE UNIT
GA GAUGE
GALV GALVANIZED
GB* GRAB BAR
GFI GROUND FAULT INTERRUPT
GSM GALVANIZED SHEET METAL
GWB GYPSUM WALL BOARD
HB HOSE BIBB
HDWD HARDWOOD
HM HOLLOW METAL
HR HOUR
HR HOUR
IBC INTERNATIONAL BUILDING CODE
ID INSIDE DIAMETER
IF(O) INSIDE FACE (OF)
IP* INTERIOR PAINT
JAN. JANITOR
JBOX JUNCTION BOX
JT JOINT
LVL LAMINATED VENEER LUMBER
M/E/P MECHANICAL/ELECTRICAL/PLUMBING
MAX MAXIMUM
MB* MARKER BOARD
MIN MINIMUM
MIN MINUTE
MJ MOVEMENT JOINT
MTD MOUNTED
NFPA NATIONAL FIRE PROTECTION ASSOCIATION
OA OVERALL
OC ON CENTER
OD OUTSIDE DIAMETER
OF(O) OUTSIDE FACE (OF)
OFCI OWNER FURNISHED CONTRACTOR INSTALLED
OFOI OWNER FURNISHED OWNER INSTALLED
OH OPPOSITE HAND
PEN PENETRATION
PERP PERPENDICULAR
PL* PLASTIC LAMINATE
PLY PLYWOOD
PM POWER MONUMENT
PS* PROJECTION SCREEN
PSL PARALLEL STRAND LUMBER
QCO QUAD CONVENIENCE OUTLET
R.O ROUGH OPENING
RB RUBBER BASE
RD ROOF DRAIN
RF* RESINOUS FLOOR
RFT* RESILIENT FLOOR TILE
RJ* REVEAL JOINT
RS* RESILIENT SHEET
RS* ROOM SIGN
RWL RAIN WATER LEADER
SC* SUSPENDED CEILING
SIM SIMILAR
SPLIT SPLIT DATA/PHONE JACK
ST STL STAINLESS STEEL
T.O... TOP OF
TB* TACK BOARD
TEL TELEPHONE
TGM* TEMPERED GLASS MIRROR
TPO THERMOPLASTIC POLYOLEFIN
TYP TYPICAL
UON UNLESS OTHERWISE NOTED
UV UNIT VENTILATOR
WO WHERE OCCURS
WS* WORK SURFACE
WT* WINDOW TREATMENT
1. SEE ADDITIONAL ABBREVIATIONS ON ELECTRICAL, STRUCTURAL AND MECHANICAL DRAWINGS
2. ABBREVIATIONS ENDING IN * INDICATE SCHEDULED ITEMS, SUCH AS INTERIOR PAINT (IP1, IP2...)
3. SEE CASEWORK TYPES FOR CASEWORK NOMENCLATURE
4. SEE WALL TYPES FOR WALL NOMENCLATURE



COLBY SIDING ROAD
WOODLAND ME

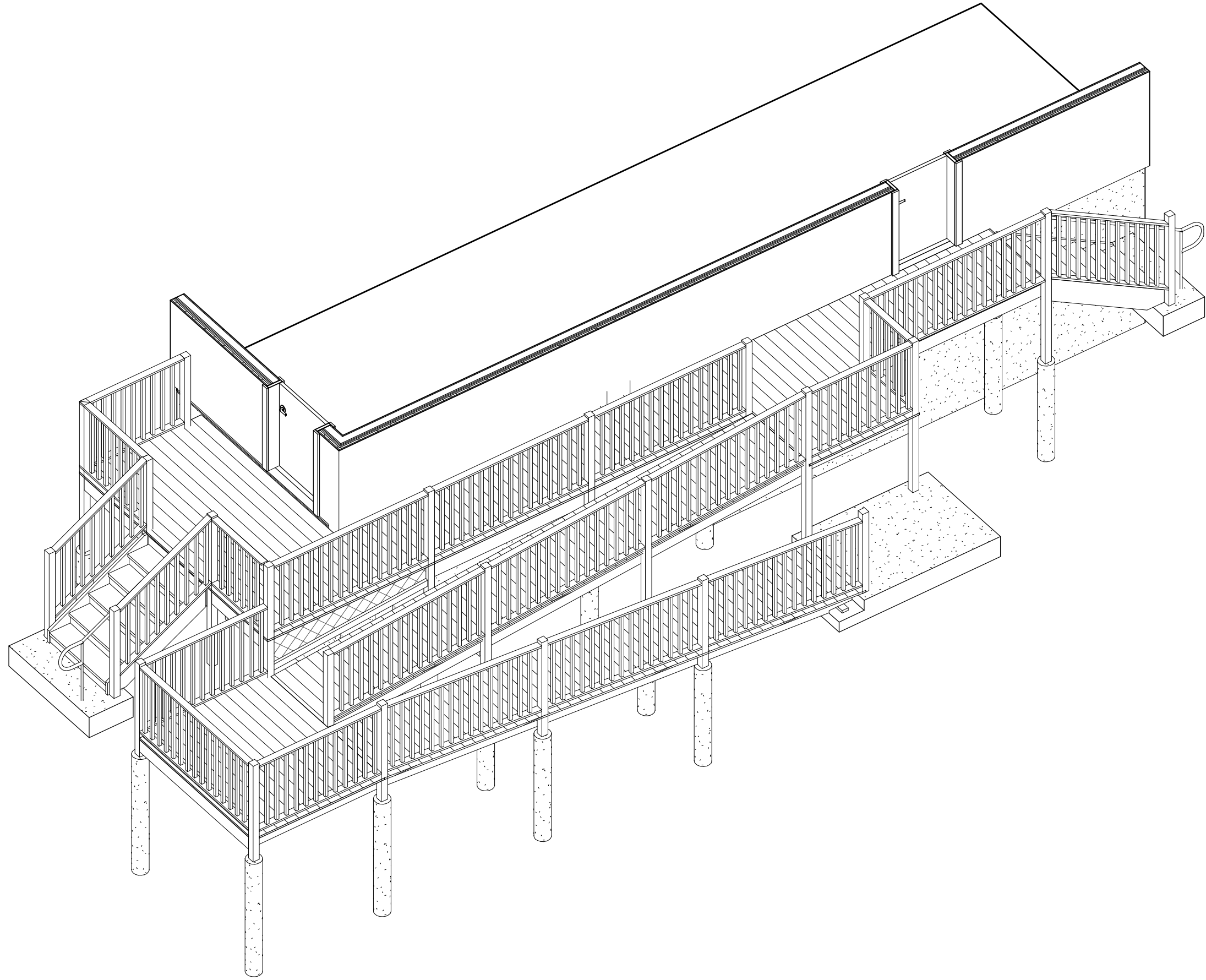
PROJECT LOCATION
1 1/2" = 1'-0"

GENERAL DRAWINGS	
Sheet Number	Sheet Name

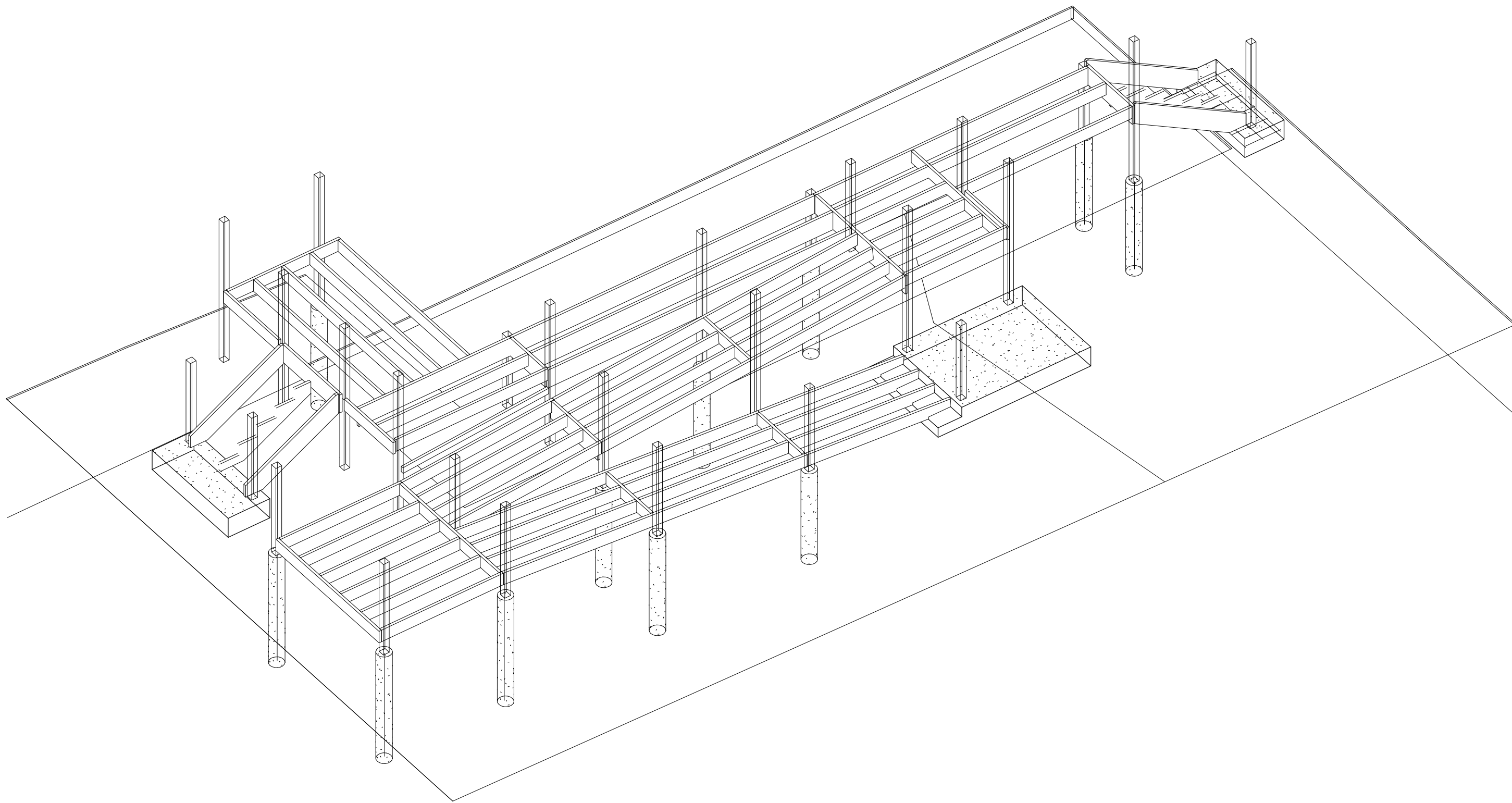
G1.00	GENERAL NOTES
-------	---------------

ARCHITECTURE DRAWINGS	
Sheet Number	Sheet Name

A2.10	FIRST FLOOR PLAN
A2.20	FRAMING PLAN
A3.10	SECTIONS
A3.11	SECTIONS

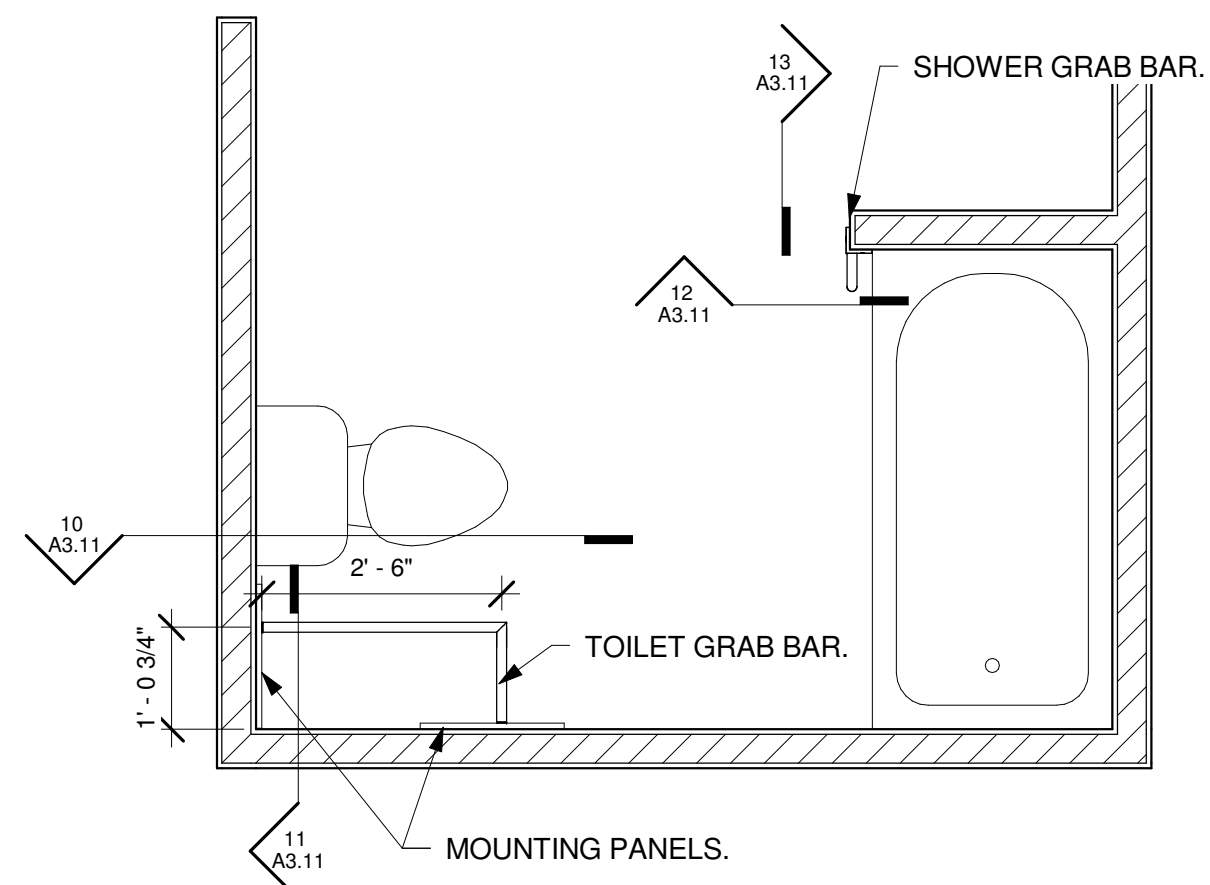


RAMP 3

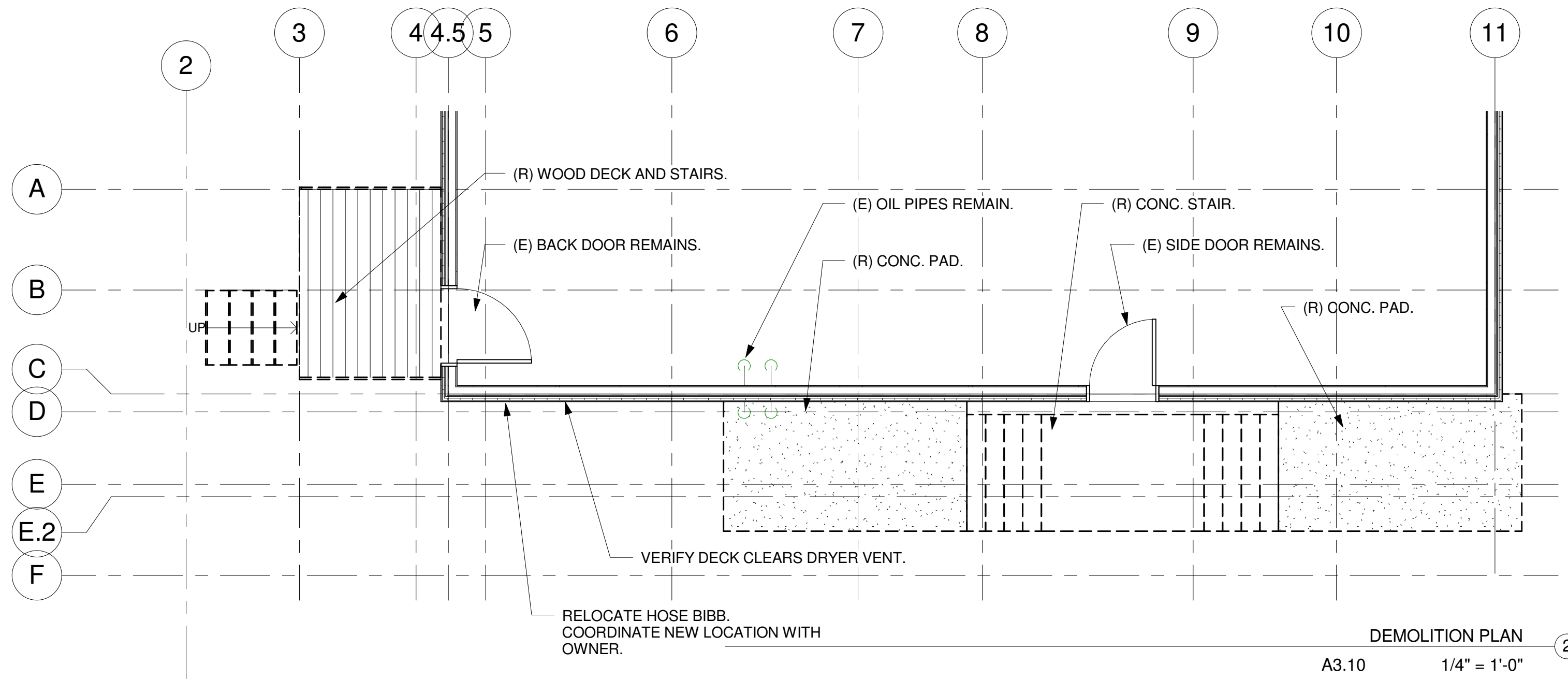


FRAMING 4

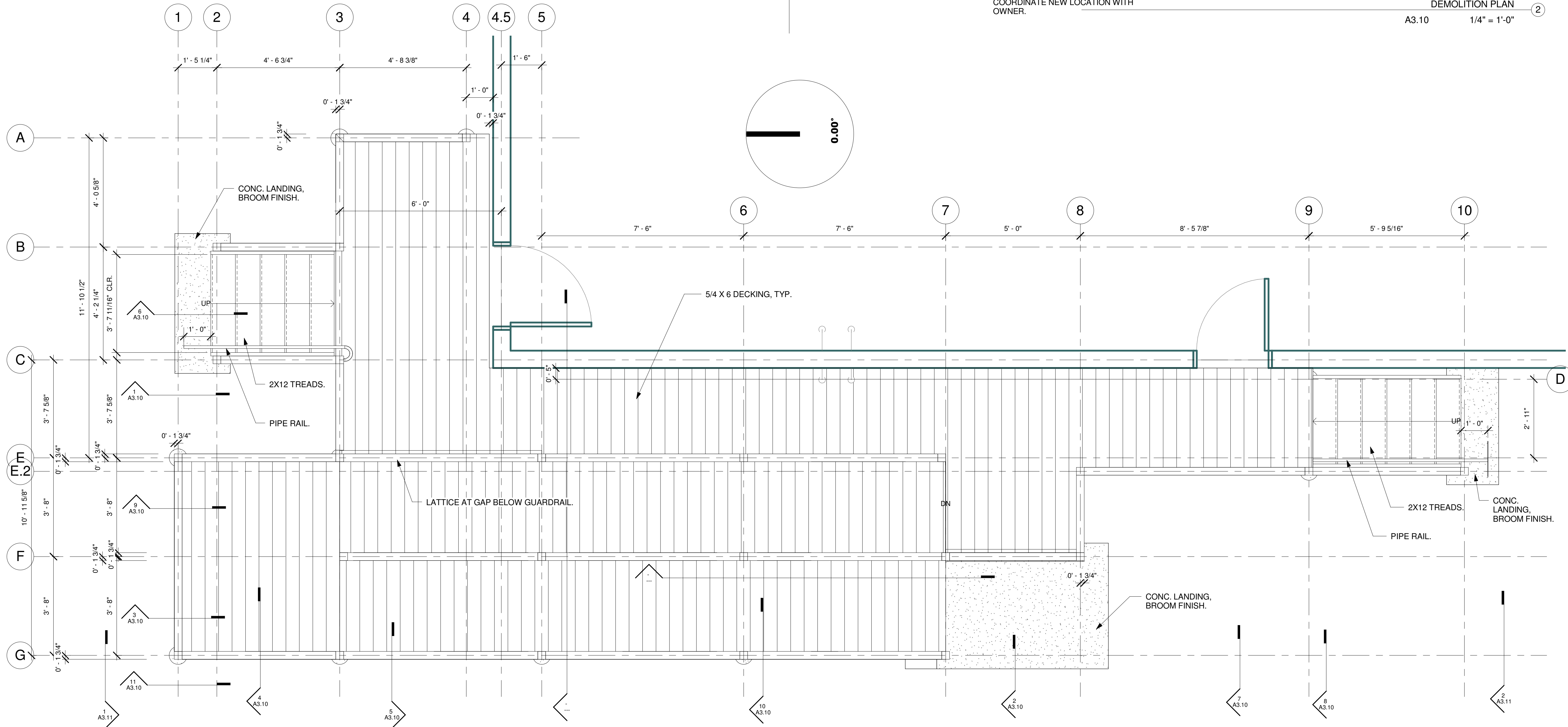
ABBREVIATIONS 1
12" = 1'-0"



BATHROOM
A2.10
1/2" = 1'-0"



DEMOLITION PLAN
A3.10
1/4" = 1'-0"



FLOOR 1
A3.10
1/2" = 1'-0"

THIS IS A 24 X 36 SHEET.

C:\Users\Mike\Documents\Hartig\01 Building.rvt

HARTIG

ACCESSIBILITY RENOVATIONS

NARRATIVE

6 NOVEMBER
2012

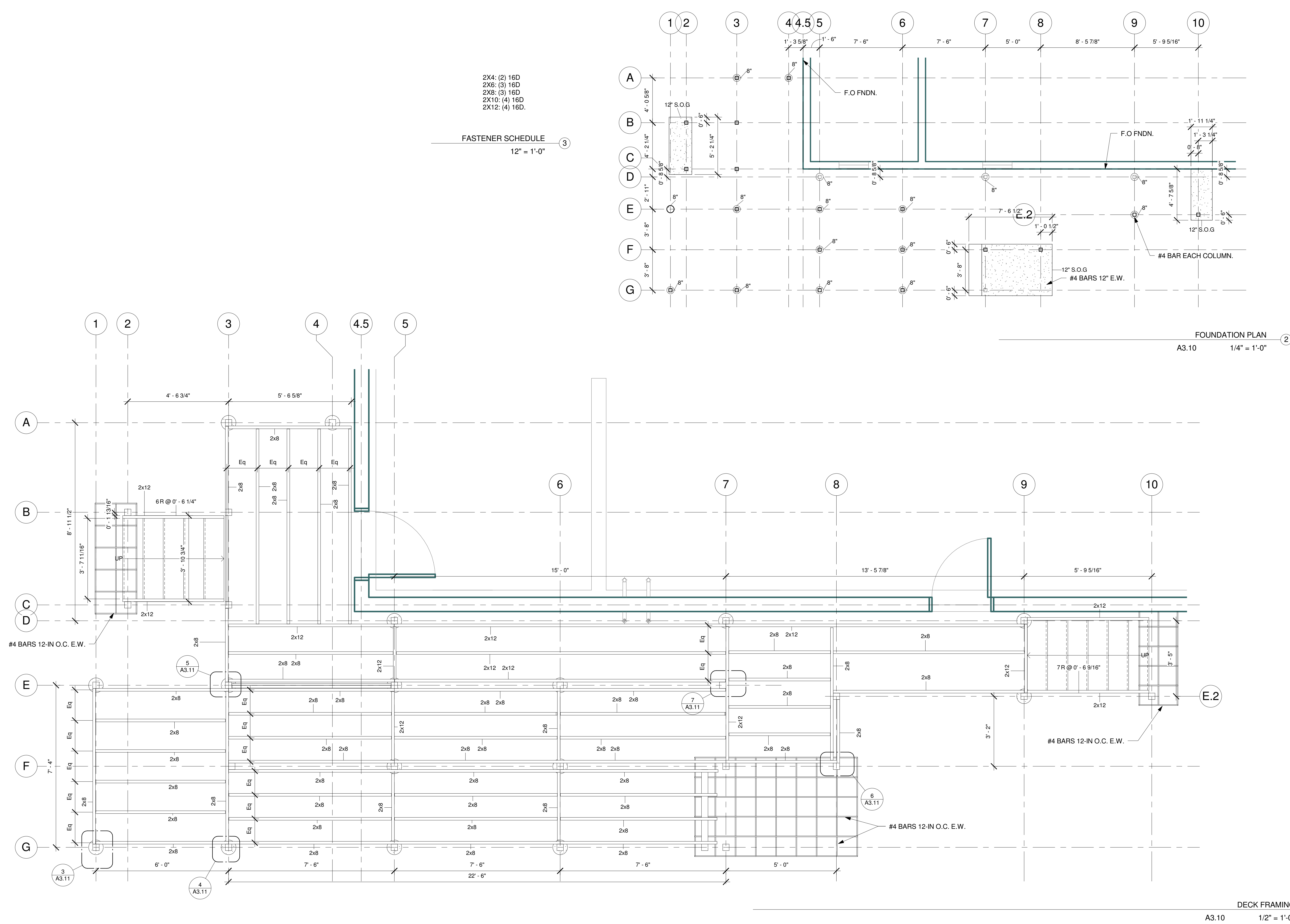
11/6/2012 2:41:57 PM

FIRST FLOOR
PLAN

A2.10

79 Main Street, Suite C
Elsworth ME 04605
207.667.7755

SEALANDER
ARCHITECTS



THIS IS A 24 X 36 SHEET.

C:\Users\Mike\Documents\Hartig\01 Building.rvt

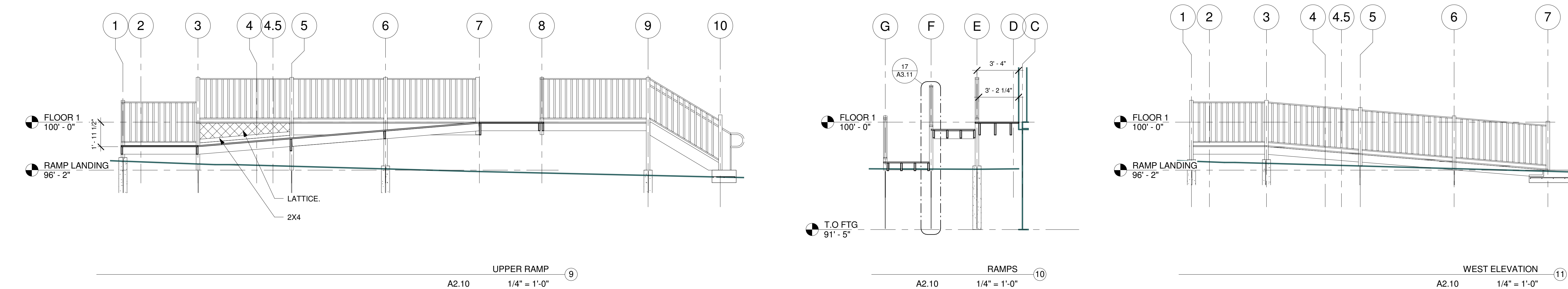
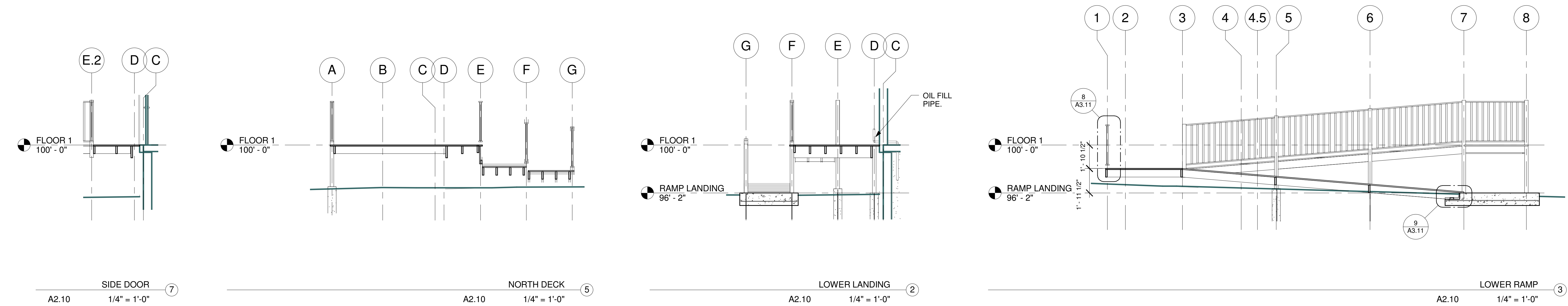
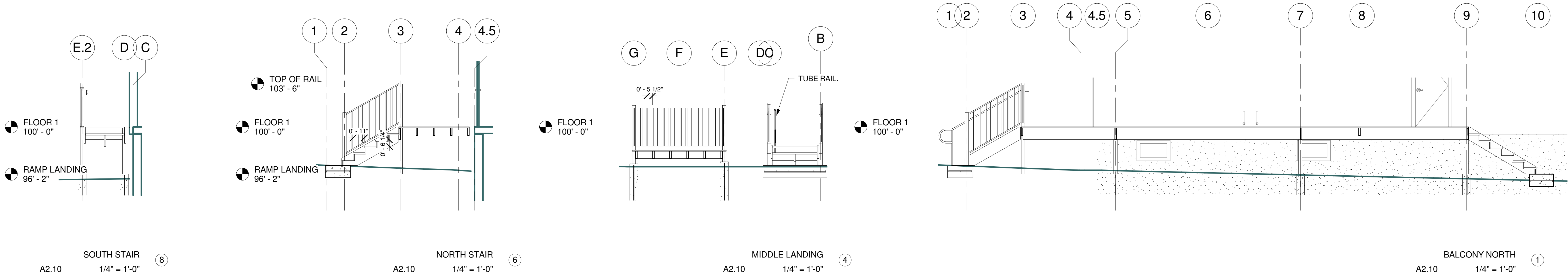
HARTIG

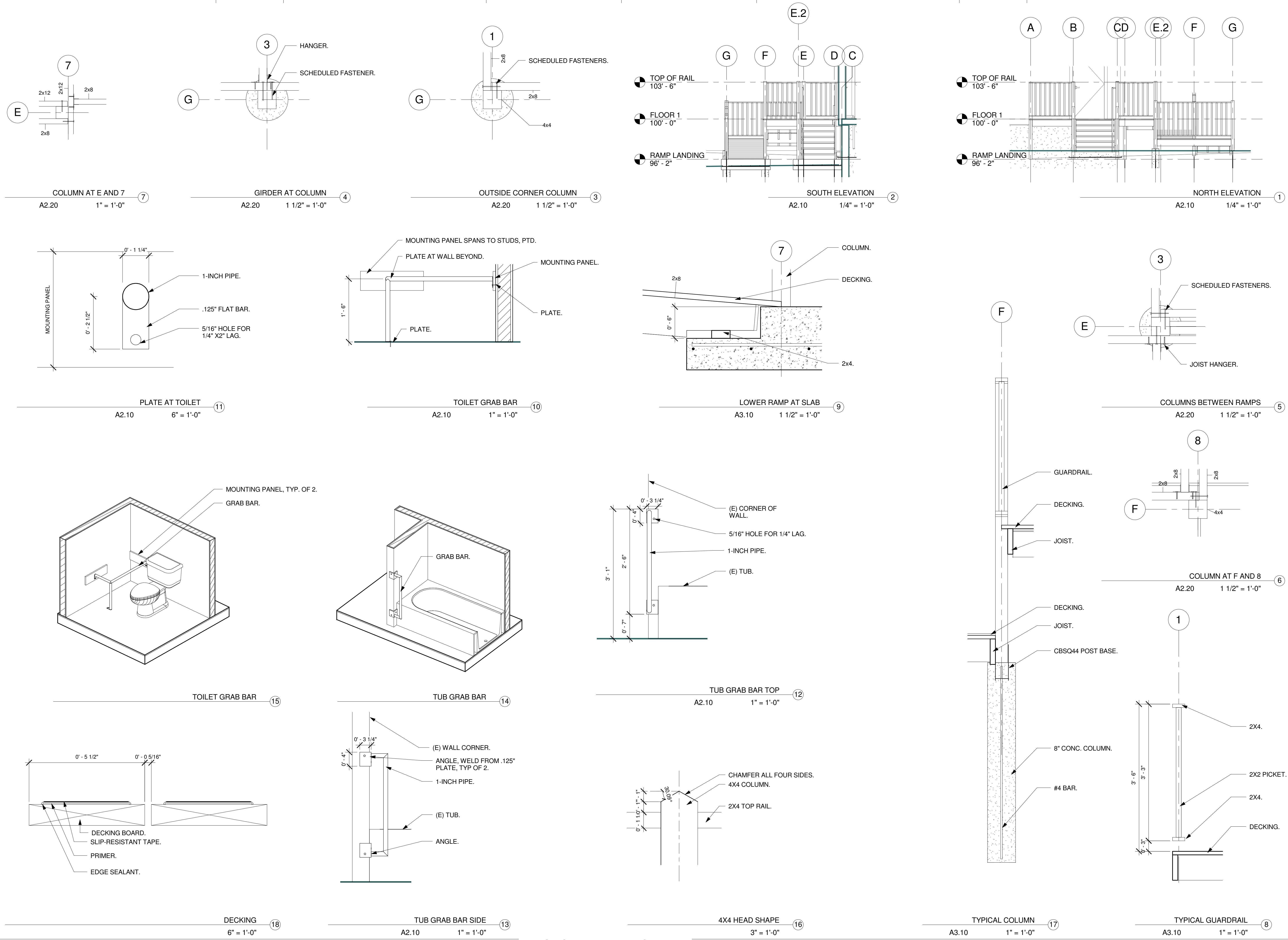
ACCESSIBILITY RENOVATIONS

NARRATIVE
6 NOVEMBER 2012
11/6/2012 2:41:59 PM
FRAMING PLAN

A2.20

79 Main Street, Suite C
Elsworth ME 04605
207.667.7755
SEALANDER ARCHITECTS





THIS IS A 24 X 36 SHEET.

C:\Users\Mike\Documents\Hartig\01 Building.rvt