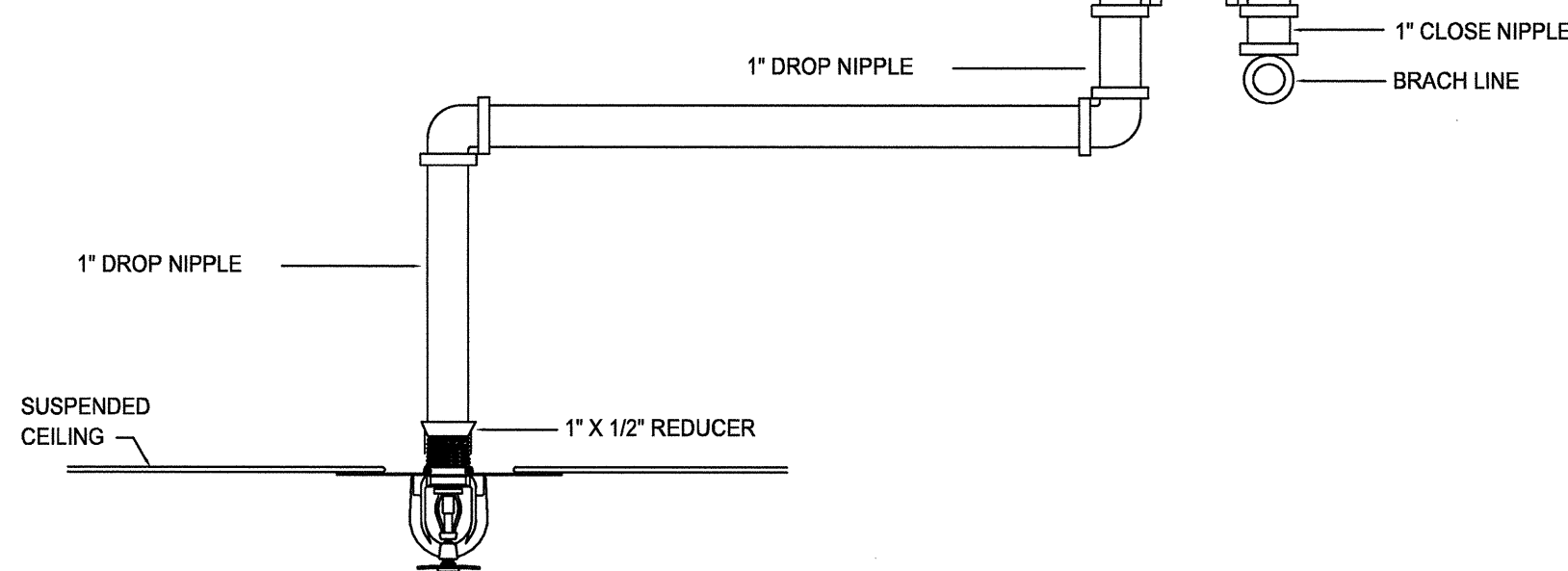
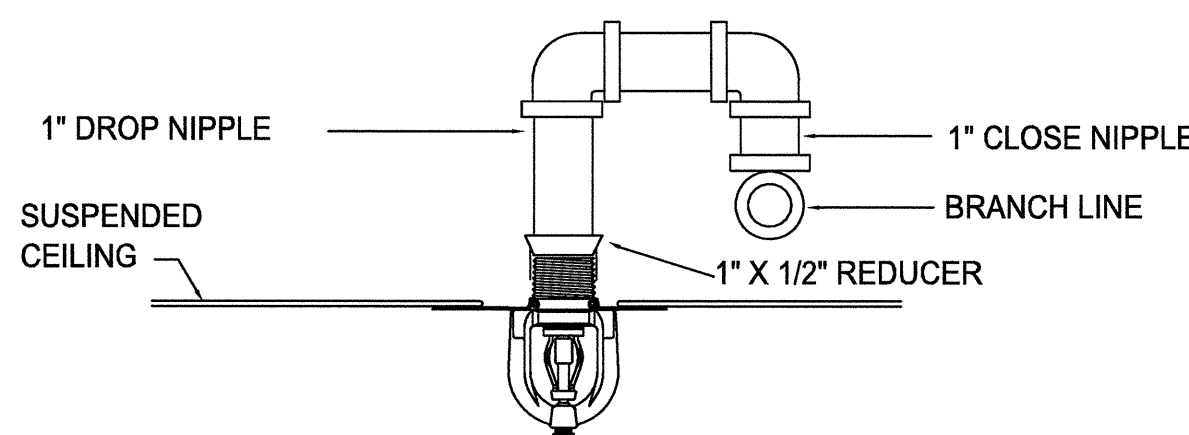


FLOOR CONTROL VALVE

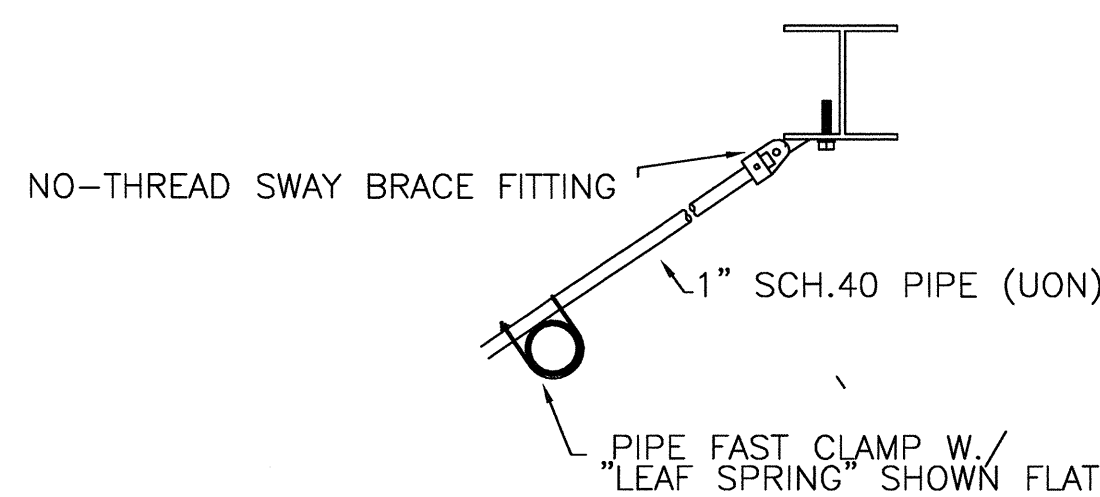
NTS - SIZE To Crossmain (Typ All)



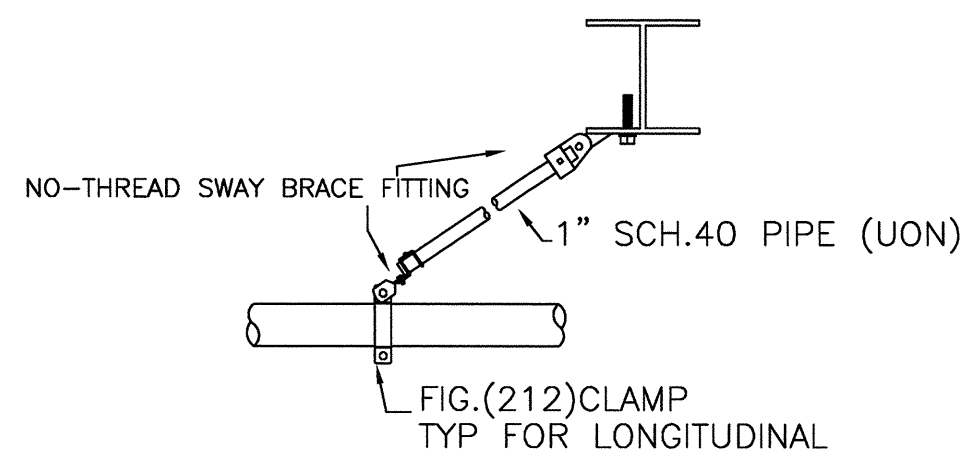
NEW SPRINKLER AT THE RELOCATED LOCATION



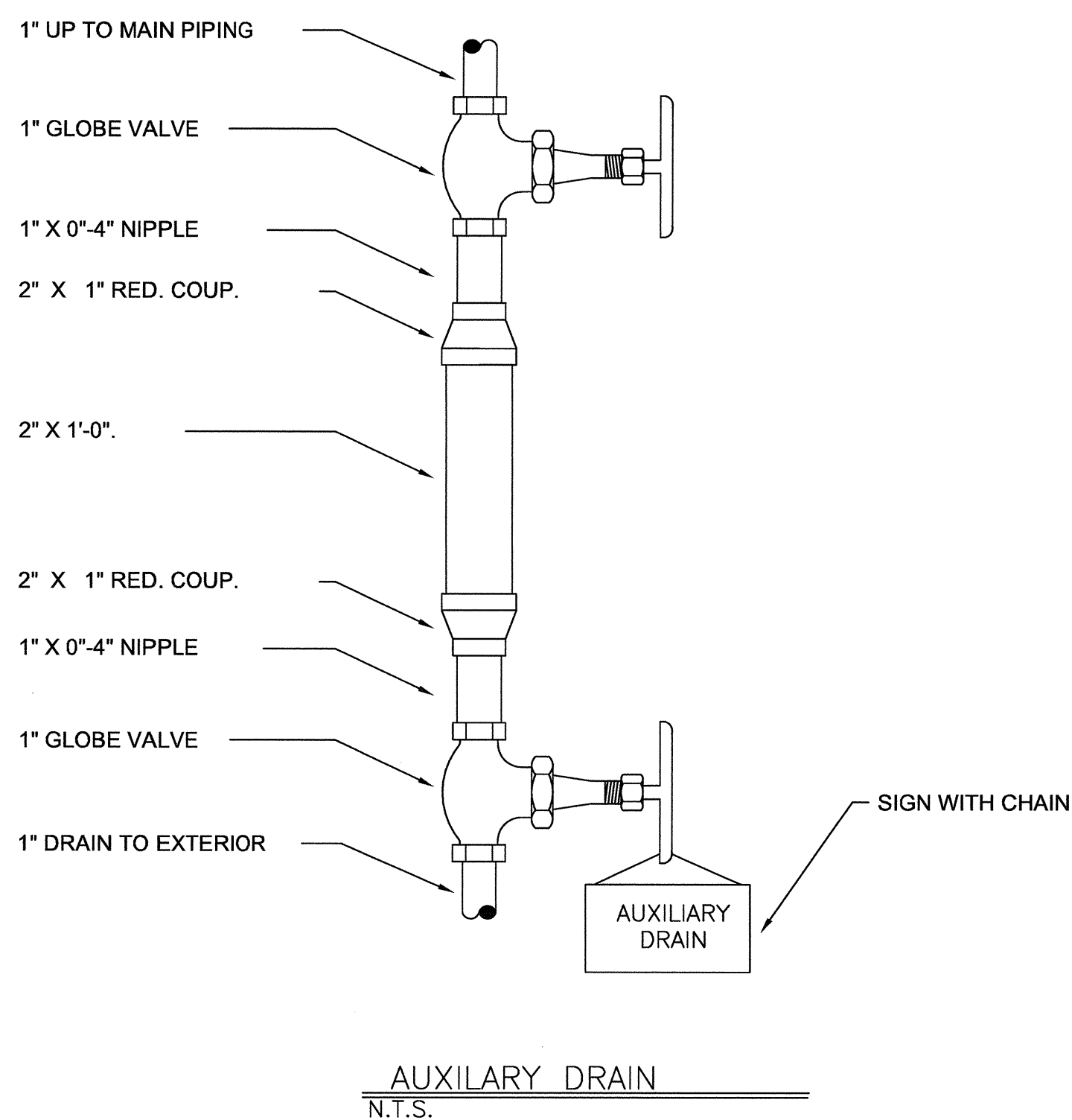
ALTERNATE NEW SPRINKLER PIPING



LATERAL SWAY BRACE WITH NON-THREADED FITTINGS

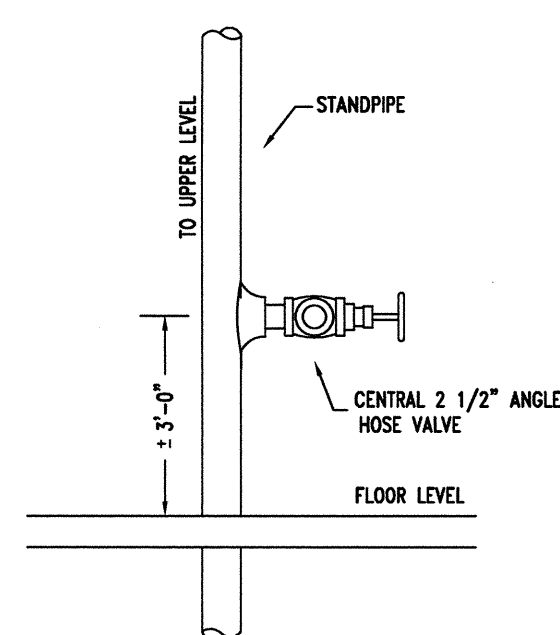


LONGITUDINAL SWAY BRACE WITH NON-THREADED FITTINGS

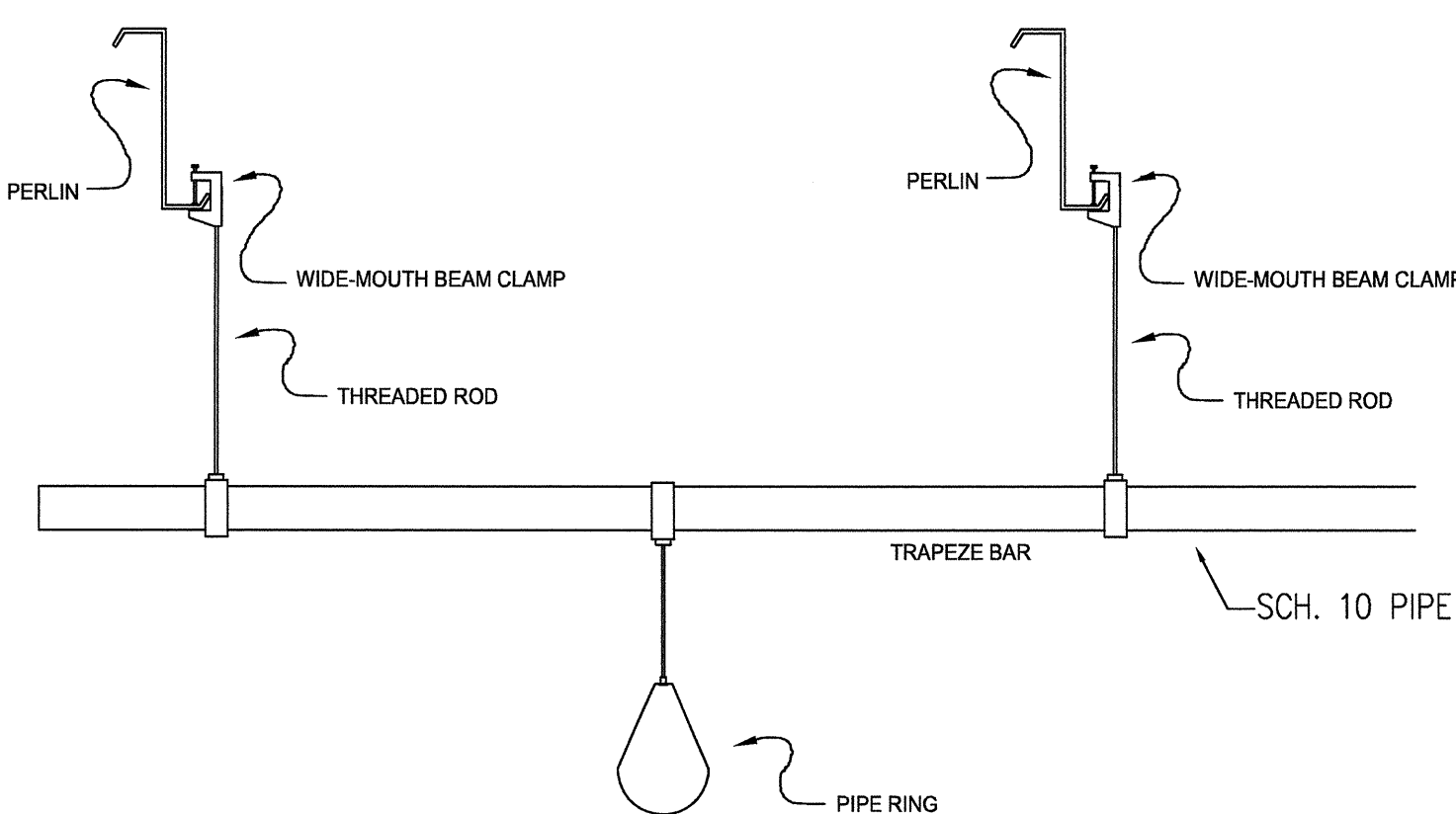


AUXILIARY DRAIN
N.T.S.

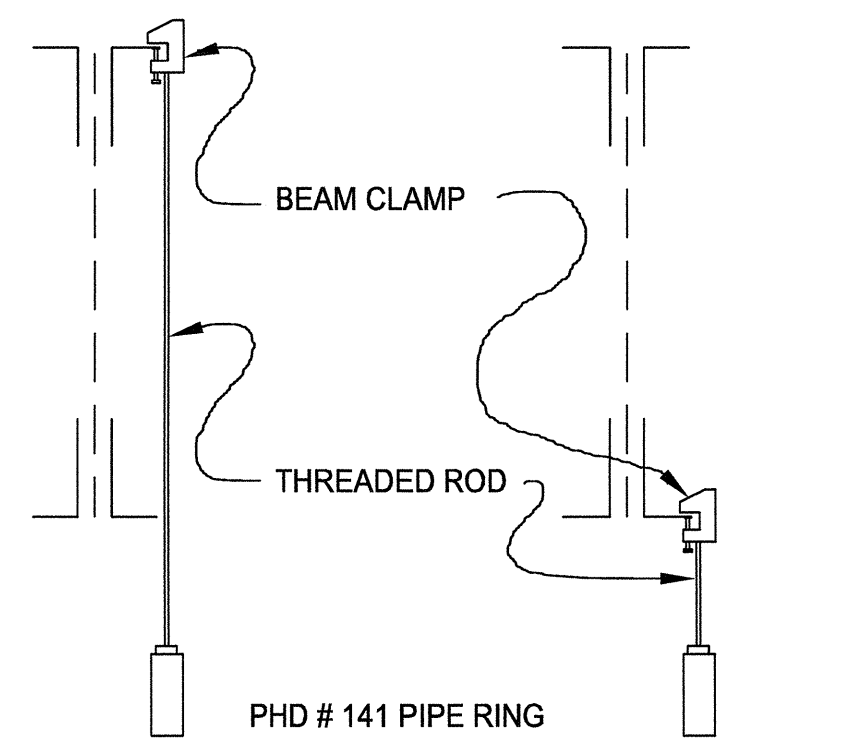
1. DRAIN PIPING SHALL NOT BE LOCATED BEHIND RACKING OR OTHER OBSTRUCTIONS.
2. DRAIN ASSEMBLY TO BE LOCATED WITHIN A HEATED PORTION OF THE BUILDING.
3. DRAIN VALVES TO BE INSTALLED AT 5'6" ABOVE FINISHED FLOOR MAXIMUM.
4. COORDINATE FINAL LOCATION WITH OWNERS REPRESENTATIVE PRIOR TO FABRICATION OR INSTALLATION.



STANDPIPE/HOSE VALVE DETAIL



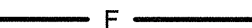





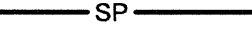



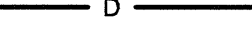



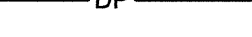

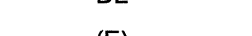

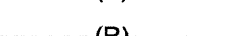

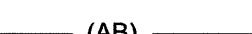
















































TRAPEZE HANGER DETAIL



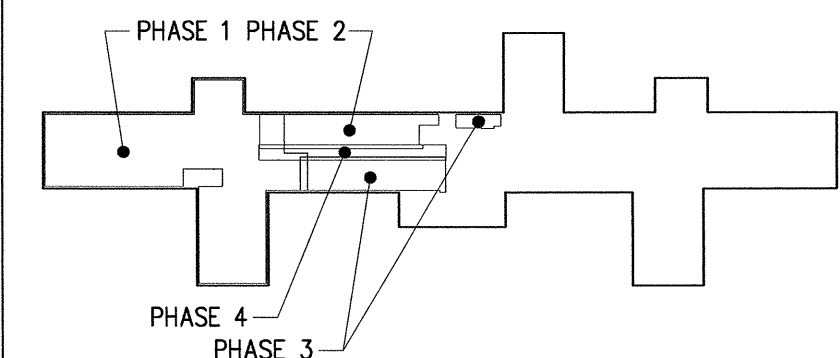
FOR 2 1/2" PIPE OR LARGER

FOR UP TO 2" PIPE

HANGER DETAIL

FIRE PROTECTION SYMBOLS LIST			
NOTE: ALL SYMBOLS NOT NECESSARILY USED			
PIPING		VALVES	
FIRE MAIN		ELECTRICALLY SUPERVISED VALVE	
COMB. FIRE & WATER SERVICE		CHECK VALVE	
ANTIFREEZE		GLOBE VALVE	
STANDPIPE		PRESSURE REDUCING VALVE	
SPRINKLER PIPE		WET PIPE ALARM VALVE	
DRAIN		DRY PIPE ALARM VALVE	
COMB. SPRINKLER & STANDPIPE		DELUGE VALVE	
DRY PIPE		FIRE DEPARTMENT VALVE	
DELUGE		INSPECTOR'S TEST CONNECTION	
EXISTING TO REMAIN		WALL INDICATOR VALVE	
EXISTING TO BE REMOVED		FLOOR STAND VALVE	
EXISTING TO BE ABANDONED		FLOW SWITCH	
		VALVE IN DROP	
		VALVE IN RISE	
SPECIALTIES		SPRINKLER HEADS	
FIRE EXTINGUISHER		UPRIGHT	
FIRE EXTINGUISHER CABINET		PENDANT	
FIRE HOSE CABINET		FLUSH/CONCEALED	
FIRE HOSE/EXTINGUISHER CABINET		RECESSED	
FIRE HOSE RACK		SIDEWALL	
FIRE VALVE CABINET		NON-FREEZE PENDANT	
WATER MOTOR GONG		NON-FREEZE SIDEWALL	
ELECTRIC ALARM BELL		EXTENDED THROW SIDEWALL	
GAUGE		SPRINKLER HEAD WITH DEFLECTOR	
WALL TYPE SIAMESE CONNECTION		EXISTING SPRINKLER HEAD TO REMAIN	
TEST CONNECTION		EXISTING SPRINKLER HEAD TO BE REMOVED	
ROOF HYDRANT			
UNION			
SIGHT GLASS			
FIRE RATED OR WATER TIGHT PIPE SLEEVE			
DETECTOR CHECK VALVE			
DETECTOR CHECK VALVE WITH BYPASS METER			
PRESSURE SWITCH			
STRAINER			
FIRE ALARM		MISCELLANEOUS	
		CONNECT TO EXISTING	
		DENOTES ITEM PROVIDED BY ANOTHER CONTRACTOR, SHOWN FOR COORDINATION OR REFERENCE	
SYMBOL		DESCRIPTION	
	FIRE ALARM MANUAL PULL STATION	48"	
	FIRE ALARM AUDIBLE DEVICE, 110DB	REFER TO ARCHITECTURAL ELEVATIONS	
	FIRE ALARM VISUAL DEVICE	REFER TO ARCHITECTURAL ELEVATIONS	
	COMBINATION FIRE ALARM AUDIBLE AND VISUAL DEVICE, WP, WEATHERPROOF, 110DB	REFER TO ARCHITECTURAL ELEVATIONS	
	CEILING MOUNTED FIRE ALARM PHOTOELECTRIC SMOKE DETECTOR, HEAT DETECTOR	---	
	DUCT MOUNTED FIRE ALARM PHOTOELECTRIC SMOKE DETECTOR	---	
	CEILING MOUNTED FIRE ALARM PHOTOELECTRIC SMOKE DETECTOR, WITH SOUNDER BASE	---	
	EMERGENCY LIGHTING UNIT 2-BEAM EGRESS PATH	---	
	LIGHTED EXIT SIGN	---	
	FIRE DOOR W/ PANIC HARDWARE	---	
	HAND FIRE EXTINGUISHER 10 LB ABC TYPE	---	

KEYPLAN



CONSTRUCTION DOCUMENTS

NO. _____ REVISIONS/SUBMISSIONS DATE _____	Consultant 	Seal 	FED/Matrix A Joint Venture 255 COUNTY ROAD 555 SOUTH, BARTOW, FLORIDA 33830 Telephone: (863) 665-6363 Fax: (863) 667-1773	Drawing Title EIGHT EAST FIRE PROTECTION SCHEDULES, SYMBOLS LIST & DETAILS Approved: Project Director 	Project Title RENOVATE EIGHT EAST FOR ENDOSCOPY & CARDIOLOGY IC VAHCS Location IOWA CITY, IOWA Date 07/27/2012 Checked MD Drawn JMS	Project Number 636A8-12-005 Building Number 1 Drawing Number 1-F3 18 of 42 Office of Construction and Facilities Management
--	------------------------	----------	---	--	---	---