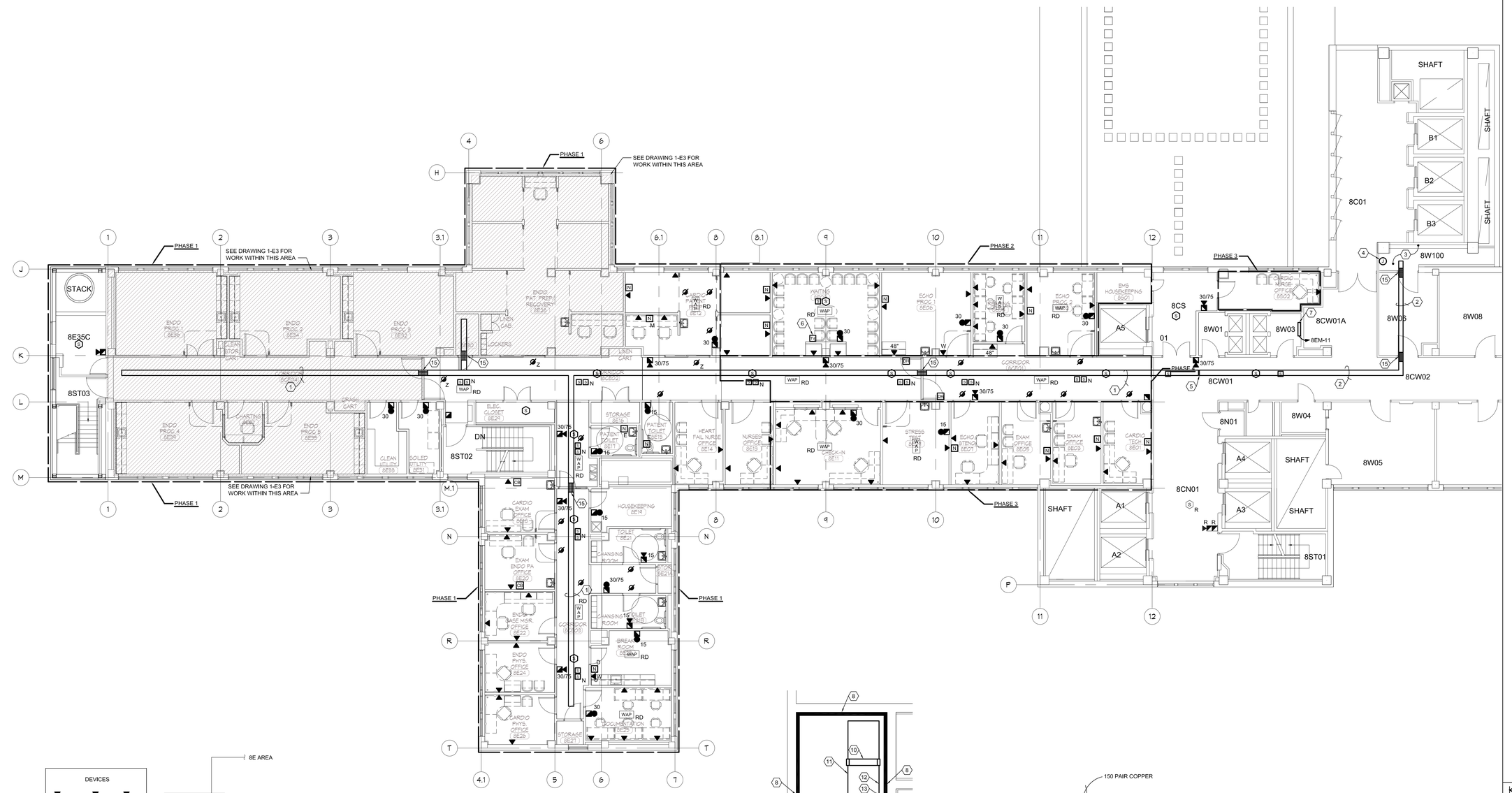

A EIGHT EAST
SYSTEMS PLAN

1/8" = 1'-0"

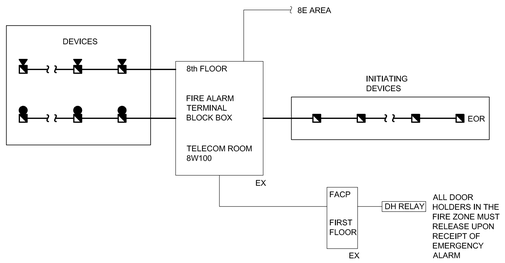

B FIRE ALARM RISER
N.T.S.

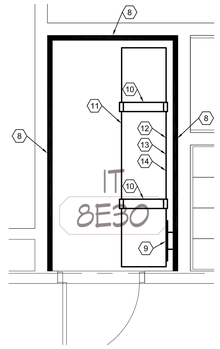

C DETAIL
1/2" = 1'-0"

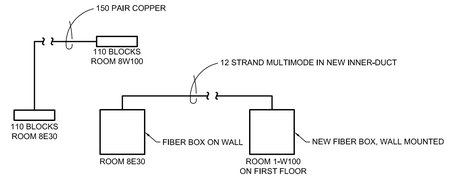

D COMM RISER DIAGRAM
N.T.S.

GENERAL NOTES

1. REFER TO DRAWINGS AND SPECIFICATIONS OF OTHER CONSTRUCTION TRADES FOR ADDITIONAL ELECTRICAL WORK INCLUDED IN THE DIVISION 16 CONTRACT.
2. REFER TO ARCHITECTURAL ELEVATIONS FOR DEVICE MOUNTING HEIGHTS.
3. ALL CONDUITS IN AREAS WITHOUT SUSPENDED CEILINGS SHALL BE RUN INCONSPICUOUSLY AS POSSIBLE, HIDDEN BEHIND BEAMS, CLOSE TO DECK, ETC. OBTAIN APPROVAL OF CONDUIT RUNS BELOW BEAMS WITH OWNER'S REPRESENTATIVE.
4. REFER TO ARCHITECTURAL DOOR SCHEDULES, AND DOOR HARDWARE SPECIFICATION 08710 FOR ELECTRICAL DEVICES INSTALLED AT DOORS.

CODED NOTES

1. PROVIDE NEW CABLE TRAY ABOVE CEILING. COORDINATE EXACT ROUTE/HEIGHT. MOUNT AS LOW AS POSSIBLE.
2. NEW 18" CABLE TRAY SYSTEM. COORDINATE LOCATION.
3. EXISTING DATA COMMUNICATIONS ROOM.
4. EXISTING FIRE ALARM JUNCTION BOX.
5. CONNECT TO EXISTING CABLE TRAY AND EXTEND NEW CABLE TRAY TO LOCATION AS SHOWN.
6. PROVIDE IN WALL SUPPORTS FOR TV (FURNISHED BY OWNER). COORDINATE EXACT HEIGHT AND TYPE IN FIELD.
7. NURSE CALL EQUIPMENT CABINET.
8. 3/4" X 96" H FIRE RETARDANT PLYWOOD AROUND PERIMETER OF ROOM.
9. TELECOMMUNICATIONS GROUNDING BUSBAR. EXTEND GROUND CONDUCTOR TO BUSBAR IN ROOM 8W100.
10. FLOOR MOUNTED, TWO POST, 3" EQUIPMENT RACK WITH DOUBLESIDED #12-24E1A UNIVERSAL MOUNTING HOLE SPACING.
11. 18" LADDER RACK.
12. WALL MOUNTED HINGED FIBER PATCH PANEL.
13. WALL MOUNTED FIELD FOR 48 PORT HINGED PATCH PANELS. PROVIDE TWELVE 48 PORT HINGED PATCH PANELS.
14. WALL MOUNTED FIELD FOR 110 PUNCH DOWN BLOCKS.
15. (5) 3" SLEEVES THRU WALL AT SAME ELEVATION AS CABLE TRAY.

KEYPLAN

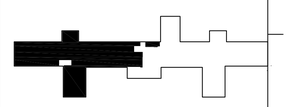

CONSTRUCTION DOCUMENTS

KORDA/NEMETH ENGINEERING, INC.
1650 WATERMARK DRIVE
COLUMBUS, OHIO 43215
DESIGNED BY
Erin R. Corbin
DRAWN BY
Cory A. Cameron
CHECKED BY
R. Randy Lowe
JOB FILE 2011-0812

NO.	REVISIONS/SUBMISSIONS	DATE

Consultant
KORDA
KORDA/NEMETH ENGINEERING
1650 Watermark Drive, Suite 200 - Columbus, Ohio 43215-7010
614-487-1650 - FAX 614-487-8981 - WEB www.korda.com

Seal

FED/Matrix
A Joint Venture
255 COUNTY ROAD 555 SOUTH, BARTOW, FLORIDA 33830
Telephone: (863) 665-6363 Fax: (863) 667-1773

Drawing Title: EIGHT EAST SYSTEMS PLAN

Approved: Project Director: Project Director

Project Title: RENOVATE EIGHT EAST FOR ENDOSCOPY & CARDIOLOGY IC VAHCS

Location: IOWA CITY, IOWA

Date: 07/27/2012 | Checked: RRL | Drawn: ERC

Project Number: 636A8-12-005

Building Number: 1

Drawing Number: 1-E4

40 of 42

Office of Construction and Facilities Management
Department of Veterans Affairs