

PLUMBING FIXTURE SCHEDULE

1. WHEN DEMOLITION WORK REQUIRES TEMPORARY SHUTDOWN OF AN EXISTING OPERATING SYSTEM, THE DEMOLITION SHALL BE PERFORMED ON OVERTIME (NIGHTS AND WEEKENDS), WHEN DESIGNATED BY THE OWNER, AT NO ADDITIONAL COST.
2. THE CONTRACTOR SHALL BE NOTIFIED OF THE ESTIMATED DURATION OF THE SHUTDOWN PERIOD AT LEAST THREE (3) BUSINESS DAYS IN ADVANCE OF THE DATE THE WORK IS TO BE PERFORMED.
3. WORK SHALL BE ARRANGED FOR CONTINUOUS PERFORMANCE, INCLUDING OVERTIME IF REQUIRED TO ENSURE EXISTING OPERATIONS. SERVICES WILL BE SHUT DOWN ONLY IF ESSENTIAL AND NECESSARY FOR THE WORK.
4. PROVIDE ALL SCAFFOLDING, RIGGING, HOISTING AND SERVICES NECESSARY FOR REMOVAL OF ALL EQUIPMENT AND MATERIALS FROM THE BUILDING. THE CONTRACTOR SHALL BE RESPONSIBLE FOR THE IN THE EVENT THAT SUPPLEMENTARY BRACING OF THE BASIC BUILDING STRUCTURE IS REQUIRED TO ENSURE A SECURE RIGGING PROCEDURE AND A SECURE ROUTE FROM THE EQUIPMENT BEING HANDLED, THE CONTRACTOR WITH A P.E. STAMP SHALL PREPARE SIGNED & SEALED DOCUMENTS IF BRACING IS REQUIRED.
5. CONTRACTOR SHALL EXAMINE DRAWINGS OF OTHER TRADES TO CONFIRM FINAL LOCATIONS OF EXISTING WORK.
6. THE CONTRACTOR SHALL NOT PERFORM ANY DEMOLITION AND REMOVAL WORK UNLESS A SCHEDULE HAS BEEN SUBMITTED AND APPROVED.
7. ALL EQUIPMENT AND PIPING SHOWN ON THE DRAWING SHALL BE VERIFIED IN FIELD BY THE CONTRACTOR.
8. CONTRACTOR SHALL STORE ALL REMOVED MOTORS, PRESSURE GAUGES, THERMISTERS AND VALVES IN A DAMAGE AND LOSS FREE MANNER. THE OWNER IF REQUESTED.
9. THE CONTRACTOR SHALL CHECK AND VERIFY ALL DIMENSIONS AND CONDITIONS AT THE SITE BEFORE ANY DEMOLITION WORK IS STARTED. ALL DISCREPANCIES SHALL BE REPORTED TO THE ARCHITECT. NO EXTRA CHARGE OF COMPENSATION WILL BE ALLOWED ON ACCOUNT OF ANY DIFFERENCES IN DIMENSIONS AND CONDITIONS FROM THE DRAWINGS.
10. THE CONTRACTOR SHALL NOTIFY THE ARCHITECT OF ANY DISCREPANCIES OR CONDITIONS THAT ARE NOT INDICATED IN THESE CONTRACT DOCUMENTS PRIOR TO ENTERING INTO A FORMAL AGREEMENT WITH THE OWNER.
11. ANY INTERRUPTION OF EXISTING SERVICES MUST BE COORDINATED WITH THE OWNER.
12. NO ALIENED DIMENSION SHALL BE USED.
13. ALL LABOR, MATERIALS AND INSTALLATIONS MUST COMPLY WITH THE CODES, RULES AND REGULATIONS OF ALL AUTHORITIES HAVING JURISDICTION. ANY DISCREPANCY WHICH EXISTS BETWEEN THE CONTRACTOR'S INTERPRETATION AND SIGNIFICANT DISCREPANCY OF THE RULES AND REGULATIONS, IS TO BE BROUGHT TO THE ATTENTION OF THE ARCHITECT IN WRITING FOR RESOLUTION.
14. THE CONTRACTOR SHALL PROVIDE ALL NECESSARY PROTECTION OF EXISTING WORK TO REMAIN.
15. THE CONTRACTOR SHALL BE RESPONSIBLE FOR THE PROTECTION OF EXISTING WORK DURING CONSTRUCTION AGAINST DAMAGE, BREAKAGE, COLLAPSE, DISTORTION AND MISALIGNMENT ACCORDING TO APPLICABLE CODES, STANDARDS AND GOOD PRACTICE.
16. THE CONTRACTOR IS RESPONSIBLE FOR THE PROTECTIVE STRUCTURAL INTEGRITY OF EXISTING CONSTRUCTION WHILE PERFORMING ALL WORK SPECIFIED UNDER THIS CONTRACT.
17. ANY DISTURBANCE OR DAMAGE TO THE EXISTING BUILDINGS OR UTILITIES RESULTING EITHER DIRECTLY OR INDIRECTLY FROM THE OPERATION OF THE CONTRACTOR SHALL BE REPAIRED, RESTORED OR REPLACED TO THE SATISFACTION OF THE ARCHITECT AT NO ADDITIONAL COST TO THE OWNER.
18. THE CONTRACTOR SHALL BE HELD TO HAVE EXAMINED THE PREMISES AND COMPARED IT WITH THE CONTRACT SPECIFICATIONS AND TO HAVE SAID WORKING DRAWINGS TO BE EXISTING THERE AS TO THE PERFORMANCE OF THE WORK REQUIRED, BEFORE SUBMISSION OF HIS BID.
19. ALL EQUIPMENT AND PIPING SHOWN TO REMAIN SHALL BE PROTECTED FROM DAMAGE DURING THE DEMOLITION AND IF ANY DAMAGE OCCURS, IT SHALL BE REPAIRED AT THE EXPENSE OF THIS CONTRACTOR.
20. ALL RFIs SHALL BE SENT TO A/E FOR RESOLUTION.
21. ALL SUBMITTALS SHALL BE SENT TO A/E FOR REVIEW AND APPROVAL (PE STAMPED, SIGNED), THEN TO THE ARCHITECT FOR SUBMITTAL REVIEW AND FINAL APPROVAL. NO CONSTRUCTION CAN BE STARTED UNTIL PROJECT SUBMITTAL SCHEDULE IS APPROVED.
22. ALL PLUMBING WORK SHALL BE COORDINATED WITH ARCHITECTURAL PHASING PLANS. SEE DWG GC 110 FOR PHASING.
23. THE INTENT OF THE DEMOLITION IS TO REMOVE ALL EXISTING PIPING AND FIXTURES IN THE AREAS OF WORK WHICH ARE NOT IN USE. RISERS THROUGH THE FLOOR MUST REMAIN UNLESS SPECIFICALLY INDICATED OTHERWISE.
24. PROVIDE ADDITIONAL SUPPLIES WHERE REQUIRED FOR EXISTING PIPING TO REMAIN.
25. DURING DEMOLITION, PROPERLY CAP AND PROTECT ALL PIPING THAT WILL REMAIN IN OPERATION.
26. WHERE EXISTING INSULATION TO REMAIN IS DAMAGED BY THE REQUIREMENTS OF THE WORK, REPLACE WITH NEW INSULATION. MATERIALS MUST BE REMOVED AND DISPOSED OF AWAY FROM THE PREMISES.
27. DEMOLITION WORK SHALL BE PERFORMED BY WORKMEN EXPERIENCED IN THIS TYPE OF WORK AND SHALL BE CARRIED THROUGH TO COMPLETION WITH DUE REGARD TO THE FACT THAT THE BUILDING IS BEING DEMOLISHED. DURING DEMOLITION, ALL EXISTING PIPING SHALL BE FINISHED, AND THE EMPLOYEES OF THE CONTRACTOR, WITH AS LITTLE DISTURBANCE AS POSSIBLE.
28. DEMOLISH ALL EQUIPMENT AS INDICATED, FIXTURES AND/OR MISCELLANEOUS ARTICLES IN THE AREAS OF WORK.
29. MATERIALS RESULTING FROM THE DEMOLITION OPERATIONS SHALL NOT BE ALLOWED TO ACCUMULATE ON THE FLOORS AND ROOF SURFACES, EXTERIOR GRADE SURFACES OR OTHER PARTS OF THE PREMISES, AND BE REMOVED DAILY AND DISPOSED OF AWAY FROM THE PREMISES BY THE GENERAL CONTRACTOR.
30. COORDINATE ELECTRICAL POWER DISCONNECTION WITH OWNER & CM PRIOR TO DEMOLITION.
31. ALL EXISTING PLUMBING WORK AND WORK OF OTHER TRADES WHICH IS TO REMAIN, FROM DAMAGE DURING DEMOLITION.
32. ALL PIPING TO REMAIN SHALL HAVE ENDS TERMINATED IN A NEAT MANNER READY FOR THE INSTALLATION OF NEW WORK. ALL EXPOSED ENDS OF PIPING SHALL BE FINISHED AND WELDED PIPING SHALL END ON A SCREWED JUNG FLANGED PIPE SHALL END WITH A FLANGED JUNG. WELDED PIPING SHALL BE MECHANICALLY CUT, CLEANED OF BURRS AND A CAP TACK WELDED TO THE PIPE.
33. REMOVAL OF EQUIPMENT & PIPING SHALL INCLUDE ALL HANGERS & SUPPORT ASSOCIATED WITH THE EQUIPMENT & PIPING TO BE REMOVED.
34. ALL EQUIPMENT, PIPING, PLUMBING FIXTURES, ETC. TO BE REMOVED SHALL BE DISPOSED OF, IN ADDITION TO THE WORK ORDER OR AS DIRECTED BY THE OWNER. THEY SHALL NOT BE REMOVED FROM THE PREMISES WITHOUT THE OWNER'S APPROVAL.
35. ALL PIPING TO BE REMOVED SHALL BE PROPERLY PLUGGED OR CAPPED SO THAT ON COMPLETION OF NEW WORK, ALL ABANDONED PIPING SHALL BE EASILY IDENTIFIED IN FINISHED AREAS.
36. NO DEAD ENDS SHALL BE LEFT ON ANY PIPING UNDER COMPLETION OF JOB.
37. EXISTING EXPOSED PIPING NOT TO BE REUSED, NOT SUPPLYING ANY FIXTURE AND NOT SPECIFICALLY INDICATED OTHERWISE SHALL BE ABANDONED. IT SHALL BE COMPLETELY REMOVED, UNLESS INDICATED OTHERWISE.
38. THE EXISTING SYSTEM SHALL BE LEFT IN PERFECT WORKING ORDER UNDER COMPLETION OF ALL DEMOLITION WORK.
39. LOCATIONS AND SIZES OF EXISTING PIPING ARE EXACT.
40. ALL EXISTING EXPOSED, UNNECESSARY PIPING RELATED TO WORK BEING DONE SHALL BE REMOVED, UNLESS INDICATED OTHERWISE.
41. THIS CONTRACTOR SHALL NOT INTERRUPT ANY OF THE SERVICES OF THE EXISTING BUILDING NOR INTERFERE WITH THE SERVICES IN ANY WAY WITHOUT THE EXPRESS PERMISSION OF THE OWNER. SUCH PERMISSIONS AND REFERENCES SHALL BE MADE AS BRIEF AS POSSIBLE AND ONLY AT THE TIME STATED BY THE OWNER.
42. UNDER NO CIRCUMSTANCES SHALL THIS CONTRACTOR OR HIS WORKMEN BE PERMITTED TO USE ANY PART OF THE HOSPITAL AS A SHOP, EXCEPT PARTS DESIGNATED BY THE HOSPITAL FOR SUCH PURPOSES.

Drawing Title
<p>SYMBOL LIST, ABBREVIATIONS, NOTES, SCHEDULES</p>

CONSUL
MEP Consultants:

ARCHITECT/ENGINEER OF RECORD

STAMP

VA

U.S. Department
of Veterans Affairs

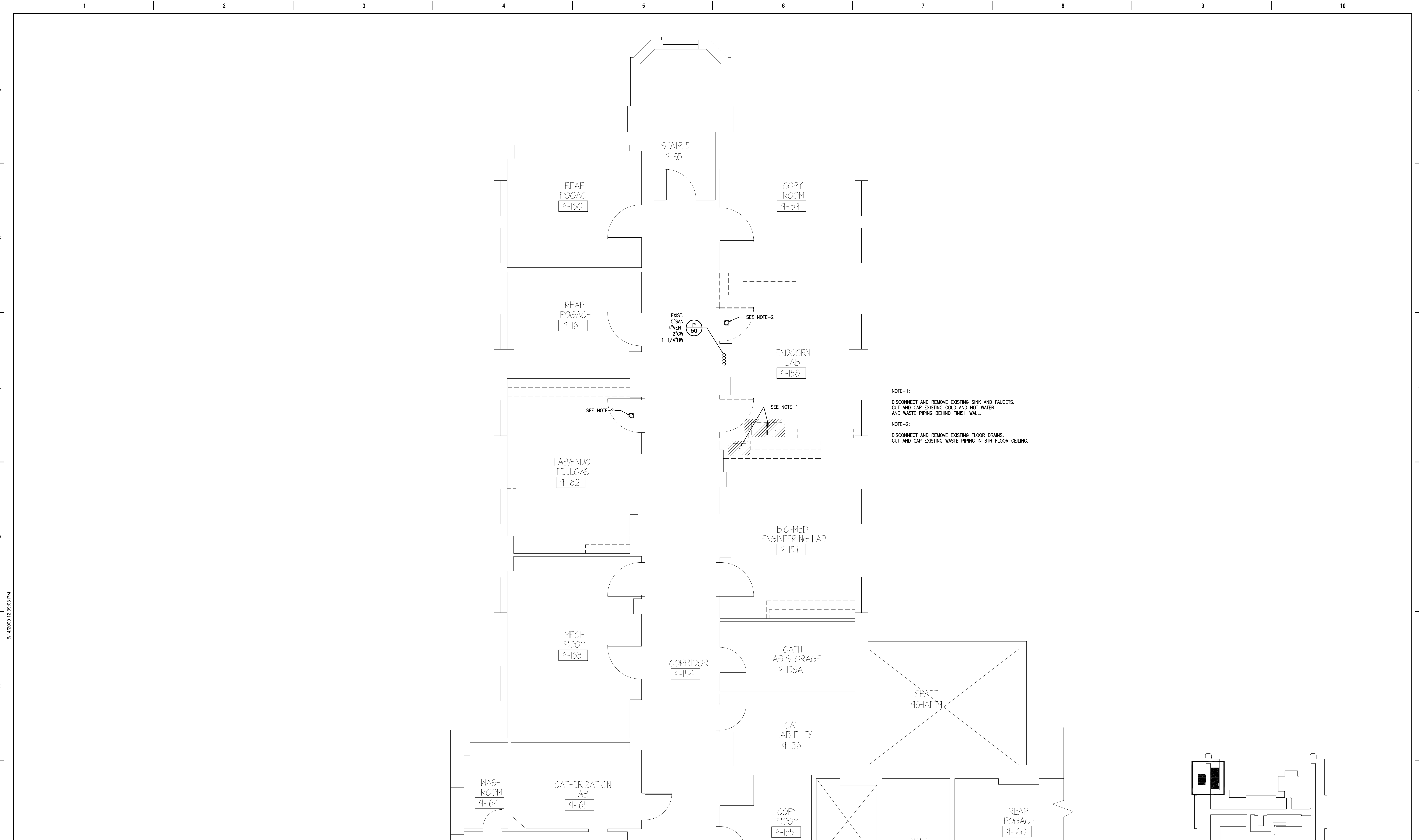
Approved: Project Director

Location
385 TREMONT AVE, EAST ORANGE, NEW JERSEY

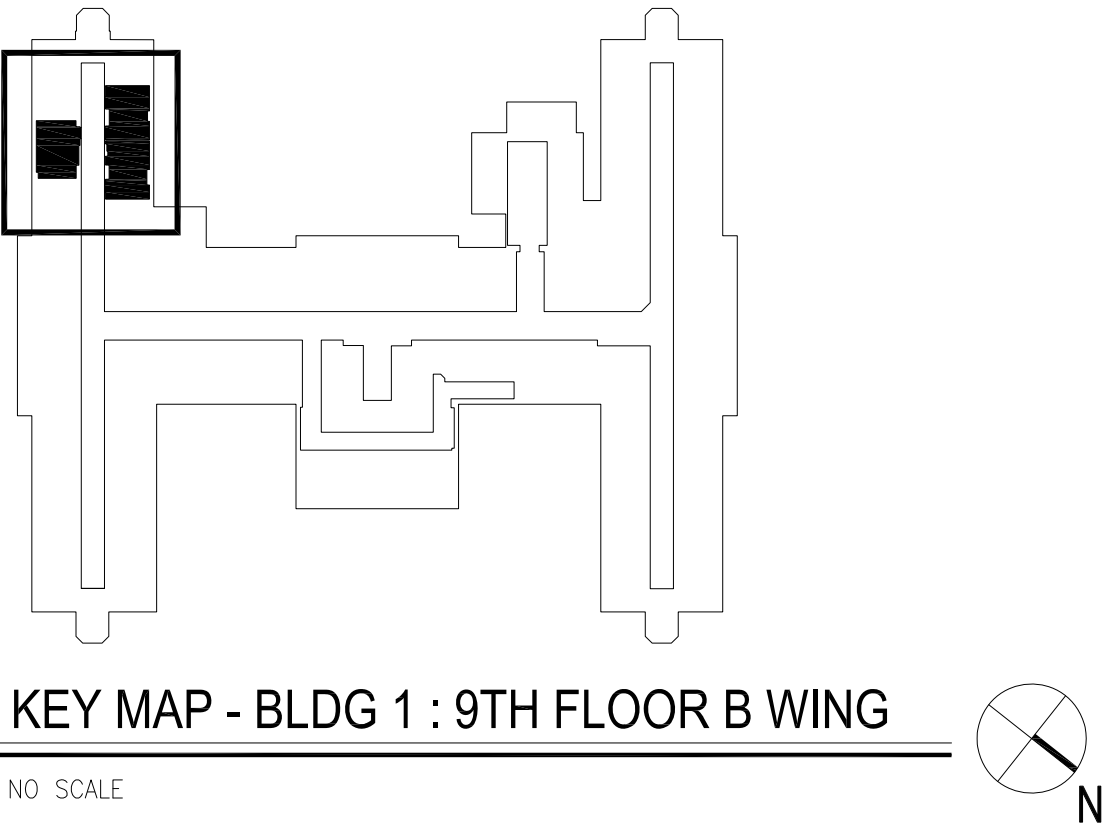
Checked

Drawn

Drawing Number
1-PL001



9TH FLOOR PART PLAN - PLUMBING DEMOLITION
1/4" = 1'-0"



		<div>CONSULTANT</div> <div>MEP Consultant:</div> <div><div><div><div></div></div><div>KALLEN & LEMELSON, LLP</div><div>CONSULTING ENGINEERS</div></div><div><div>520 Esplan Avenue, 17th Floor, New York, NY 10018</div><div>P: (212) 643-9896 F: (212) 643-2332</div><div>KL PROJECT NO. 6553</div></div></div>	<div>ARCHITECT/ENGINEER OF RECORD</div> <div>MICHAEL AVRAMIDES ARCHITECT</div> <div>319 E 50TH STREET, STUDIO E</div> <div>NEW YORK, NY 10022</div> <div>T: 917.855.8111</div>	<div>STAMP</div>	<div>Office of Construction and Facilities Management</div> <div>VA U.S. Department of Veterans Affairs</div>	<div>Drawing Title</div> <div>9TH FLOOR PLAN PLUMBING DEMOLITION</div>	<div>Phase</div> <div>100% CD</div>	<div>Project Title</div> <div>CORRECT INTERIOR DEFICIENCIES</div> <div>EAST ORANGE VAMC</div>	<div>Project Number</div> <div>561-18-109</div>
	<div>Building Number</div> <div>1</div>								
	<div>Drawing Number</div> <div>1-PD101</div>								
<div>Revisions:</div>	<div>Date:</div>								



6/14/2018 12:38:03 PM

File Path

1ST FLOOR PART PLAN - PLUMBING DEMOLITION

1/4" = 1'-0" 0 4 8 16

		CONSULTANT	ARCHITECT/ENGINEER OF RECORD	STAMP	Office of Construction and Facilities Management VAU.S. Department of Veterans Affairs	Drawing Title 1ST FLOOR PLAN PLUMBING DEMOLITION	Phase 100% CD	Project Title CORRECT INTERIOR DEFICIENCIES EAST ORANGE VAMC	Project Number 561-18-109
Revisions:	Date:	MEP Consultant: KALLEN & LEMELSON, LLP CONSULTING ENGINEERS 520 Eighth Avenue, 17th Floor, New York, NY 10018 P: (212) 643-9888 F: (212) 643-2332 KL PROJECT NO. 6553	MICHAEL AVRAMIDES ARCHITECT 319 E 50TH STREET, STUDIO E NEW YORK, NY 10022 T: 917.855.8111			Approved: Project Director		Location 385 TREMONT AVE, EAST ORANGE, NEW JERSEY	Building Number 1
								Issue Date 27 SEPTEMBER 2019	Drawing Number 1-PD102

A

B

C

D

E

F

A

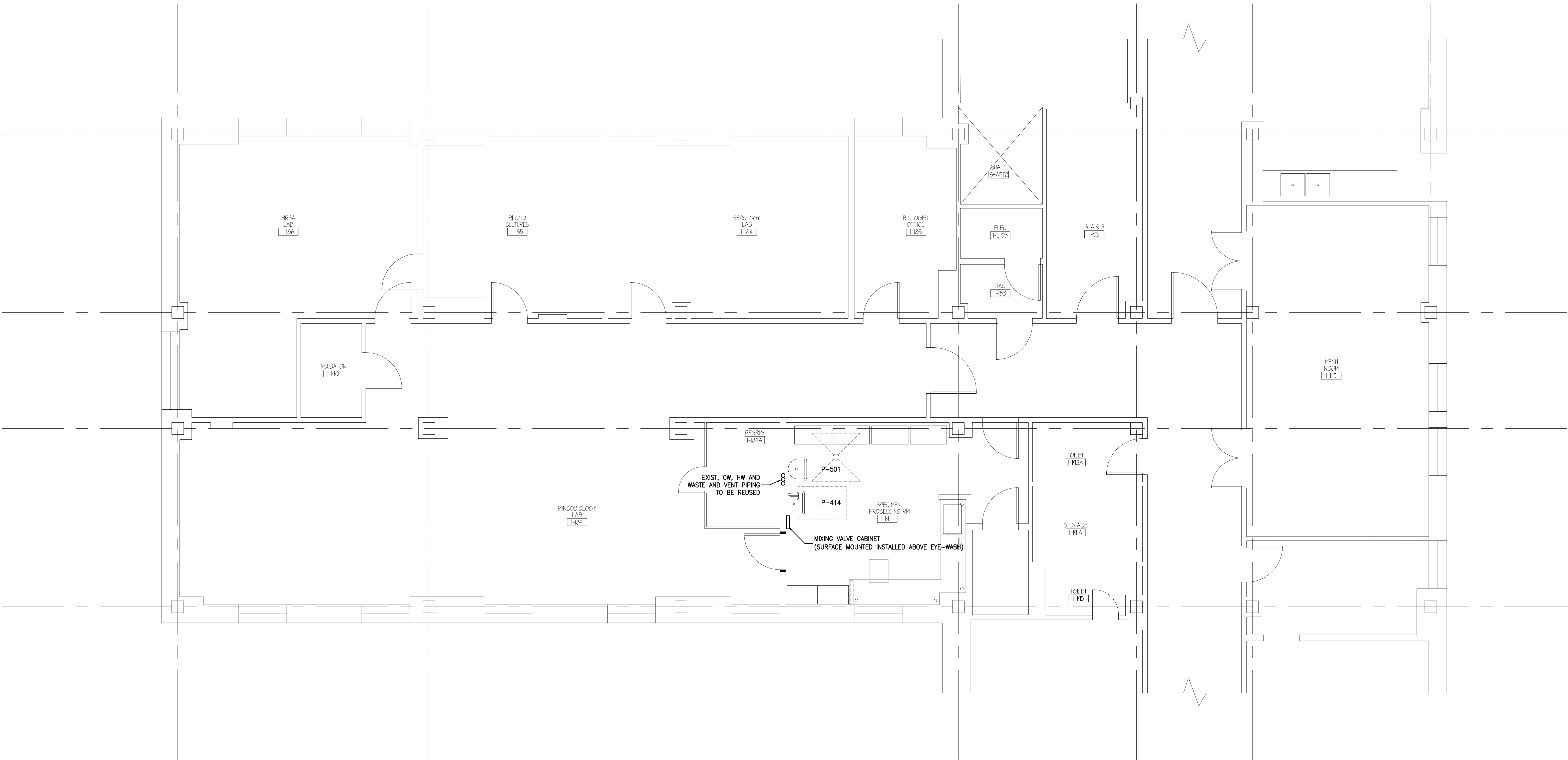
B

C

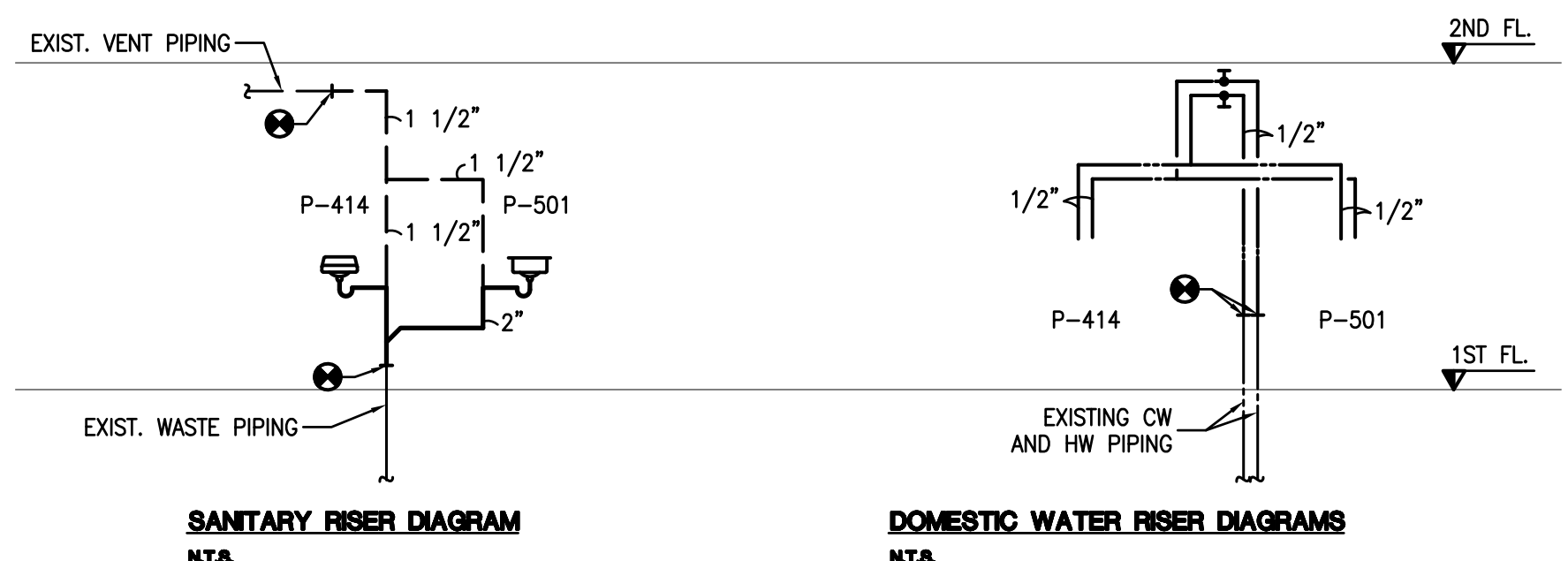
D

E

F



1ST FLOOR PART PLAN – PLUMBING NEW WORK
1/4" = 1'-0"




6/14/2018 12:36:03 PM

File Path

		CONSULTANT	ARCHITECT/ENGINEER OF RECORD	STAMP	<div>Office of Construction and Facilities Management</div> <div>VA U.S. Department of Veterans Affairs</div>	Drawing Title	Phase	Project Title	Project Number	
		MEP Consultant:				1ST FLOOR PLAN - PLUMBING NEW WORK AND RISER DIAGRAM	100% CD	CORRECT INTERIOR DEFICIENCIES EAST ORANGE VAMC	561-18-109	
		<div><div><div></div></div><div>KALLEN & LEMELSON, LLP CONSULTING ENGINEERS</div><div>520 Eighth Avenue, 17th Floor, New York, NY 10018 P: (212) 645-2888 F: (212) 645-2332 KL PROJECT MD: 6053</div></div>	<div>MICHAEL AVRAMIDES ARCHITECT 319 E 50TH STREET, STUDIO E NEW YORK, NY 10022 T: 917.855.8111</div>				Building Number			
							1			
							Drawing Number			
							1-PL101			
Revisions:	Date:				Approved: Project Director		Location 385 TREMONT AVE, EAST ORANGE, NEW JERSEY	Issue Date 27 SEPTEMBER 2019	Checked VM	Drawn VM

B

C

**F**VA FORM 08 - 6231

VA FORM 08-6231

VA FORM 08-6231 1 2 3 4 5

STAMP

VA

MICHAEL AVRAMIDES ARCHITECT
319 E 50TH STREET, STUDIO E
NEW YORK, NY 10022
T:917.855.8111

Approved: Project Director

100% CD

Location
385 TREMONT AVE, EAST ORANGE, NEW JERSEY

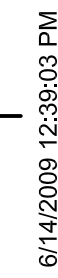
1-FX001

Issue Date
27 SEPTEMBER 2019

Checked	MM
---------	----

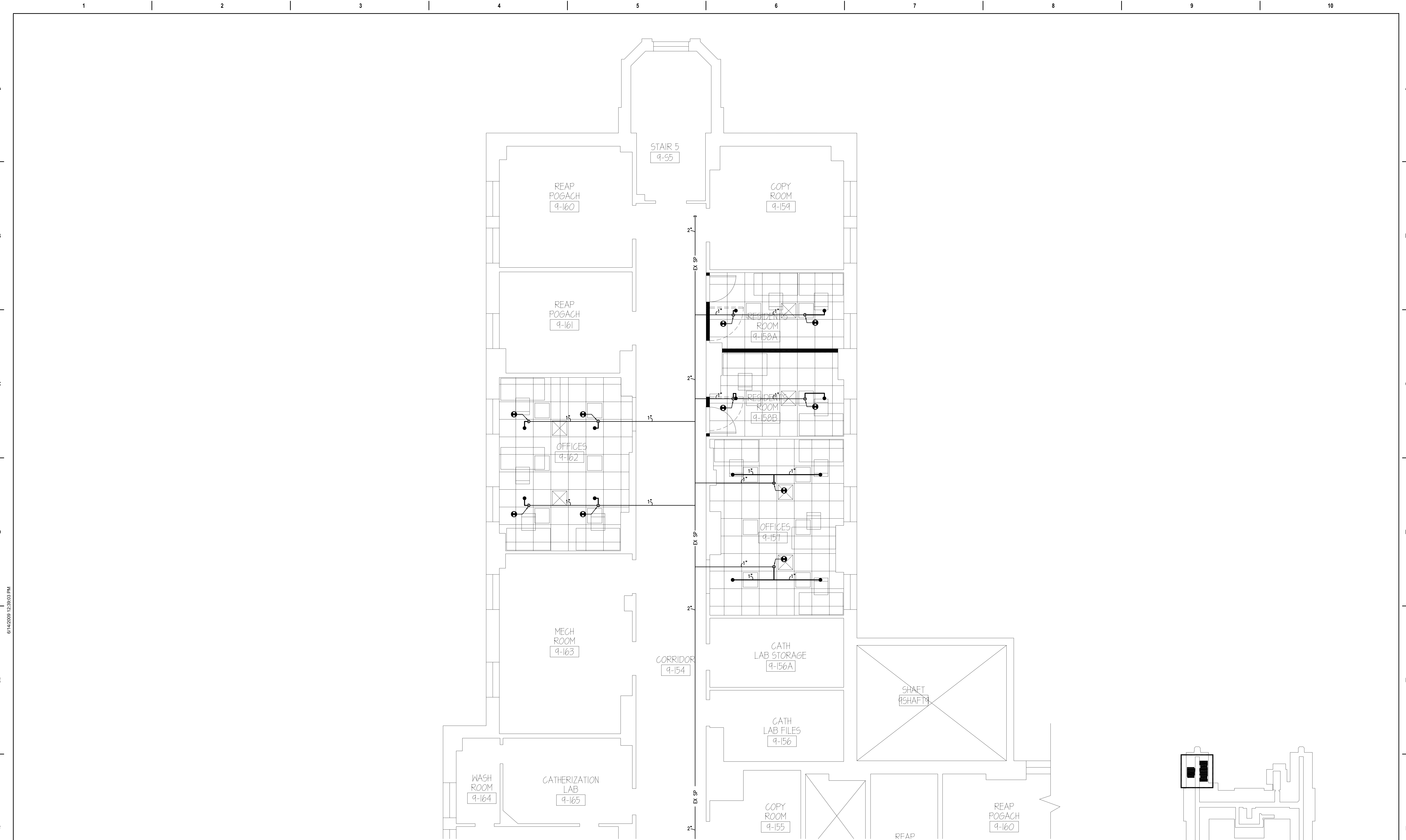
Drawn

1-FX001

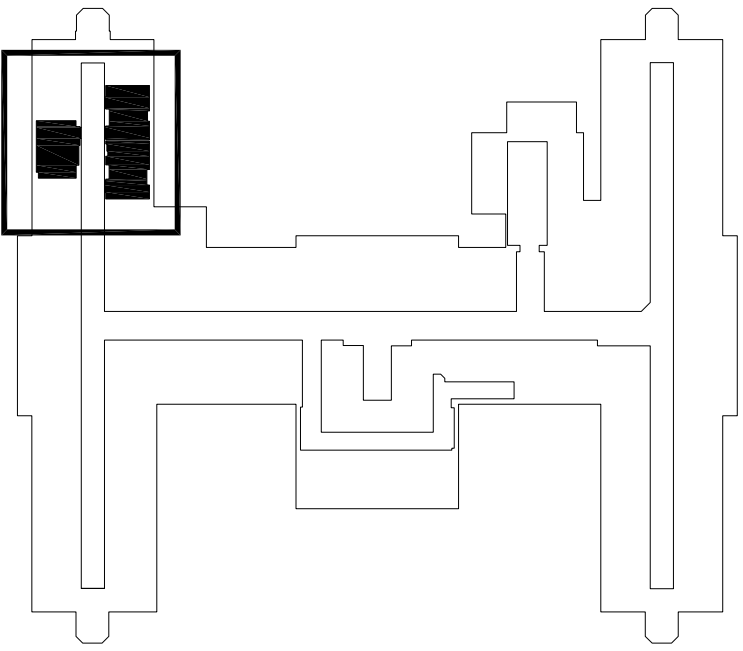


$1/4'' = 1'-0''$

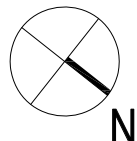
File Path



9TH FLOOR PART PLAN - SPRINKLER NEW WORK
1/4" = 1'-0" 0 4 8 16



KEY MAP - BLDG 1 : 9TH FLOOR B WING
NO SCALE



File Path

Revisions:	Date:

CONSULTANT

MEP Consultant:

**KALLEN & LEMELSON, LLP**
CONSULTING ENGINEERS
520 Eighth Avenue, 17th Floor, New York, NY 10018
P: (212) 643-9886 | F: (212) 643-2332
KL PROJECT NO. 6553

ARCHITECT/ENGINEER OF RECORD

MICHAEL AVRAMIDES ARCHITECT
319 E 50TH STREET, STUDIO E
NEW YORK, NY 10022
T:917.855.8111

STAMP

Office of
Construction
and Facilities
Management

 U.S. Department
of Veterans Affairs

Drawing Title

9TH FLOOR PLAN
SPRINKLER NEW WORK

Approved: Project Director

Phase

100% CD

Project Title

CORRECT INTERIOR DEFICIENCIES
EAST ORANGE VAMC

Location
385 TREMONT AVE, EAST ORANGE, NEW JERSEY

Issue Date
27 SEPTEMBER 2019

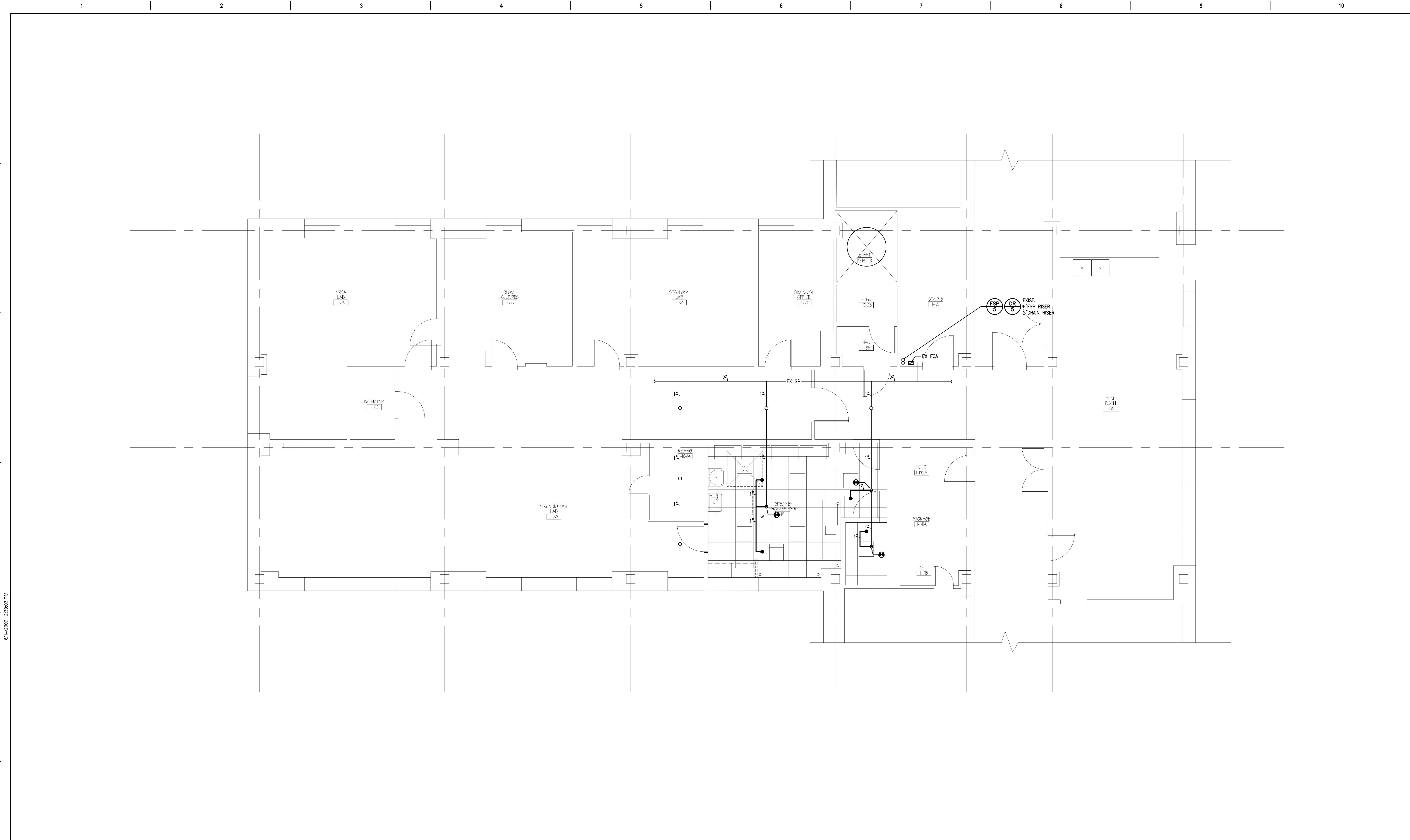
Checked
VM

Drawn
VM

Project Number
561-18-109

Building Number
1

Drawing Number
1-FX101

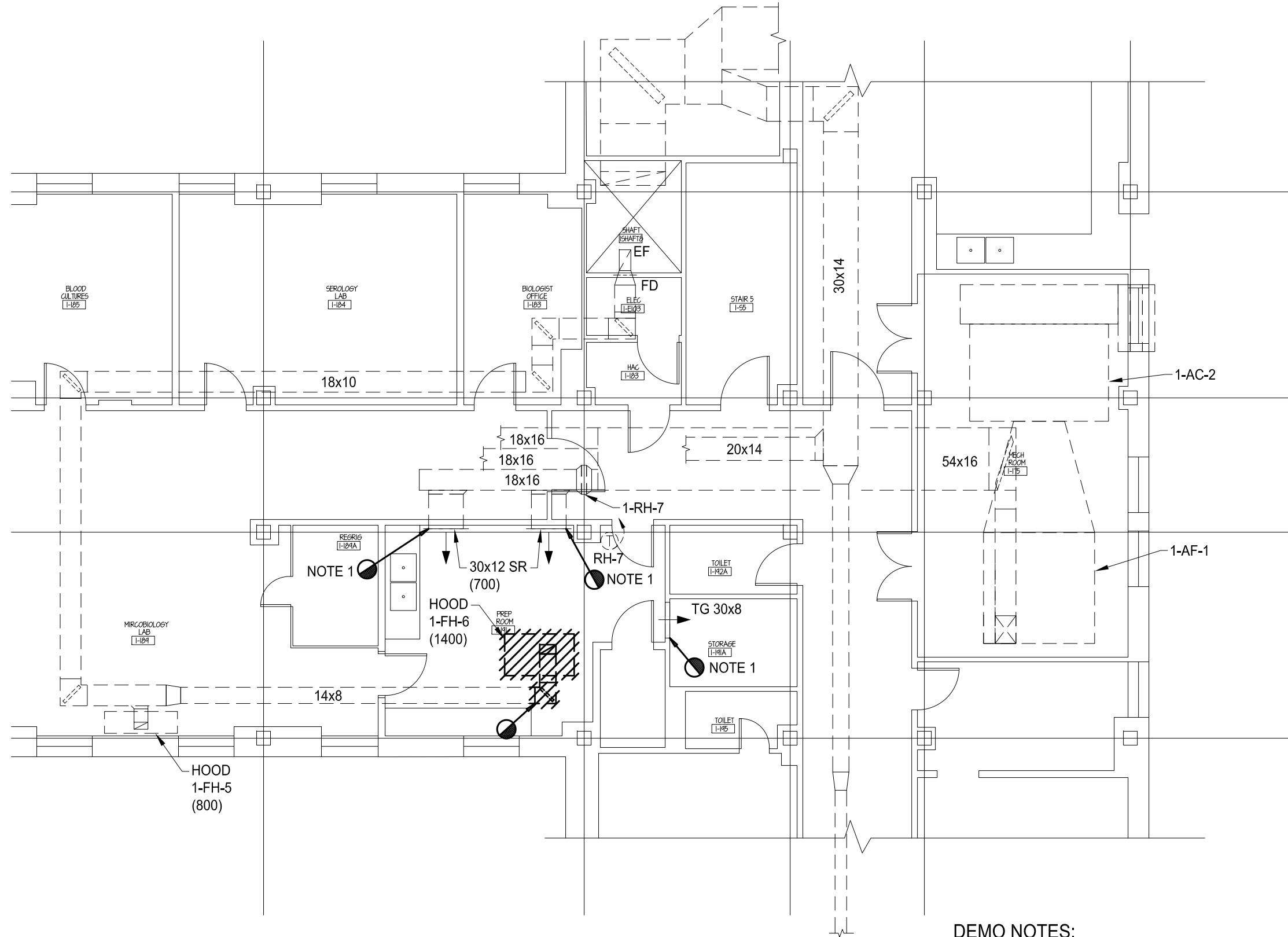


1ST FLOOR PART PLAN – SPRINKLER NEW WORK
1/4" = 1'-0" 0 4 8 16

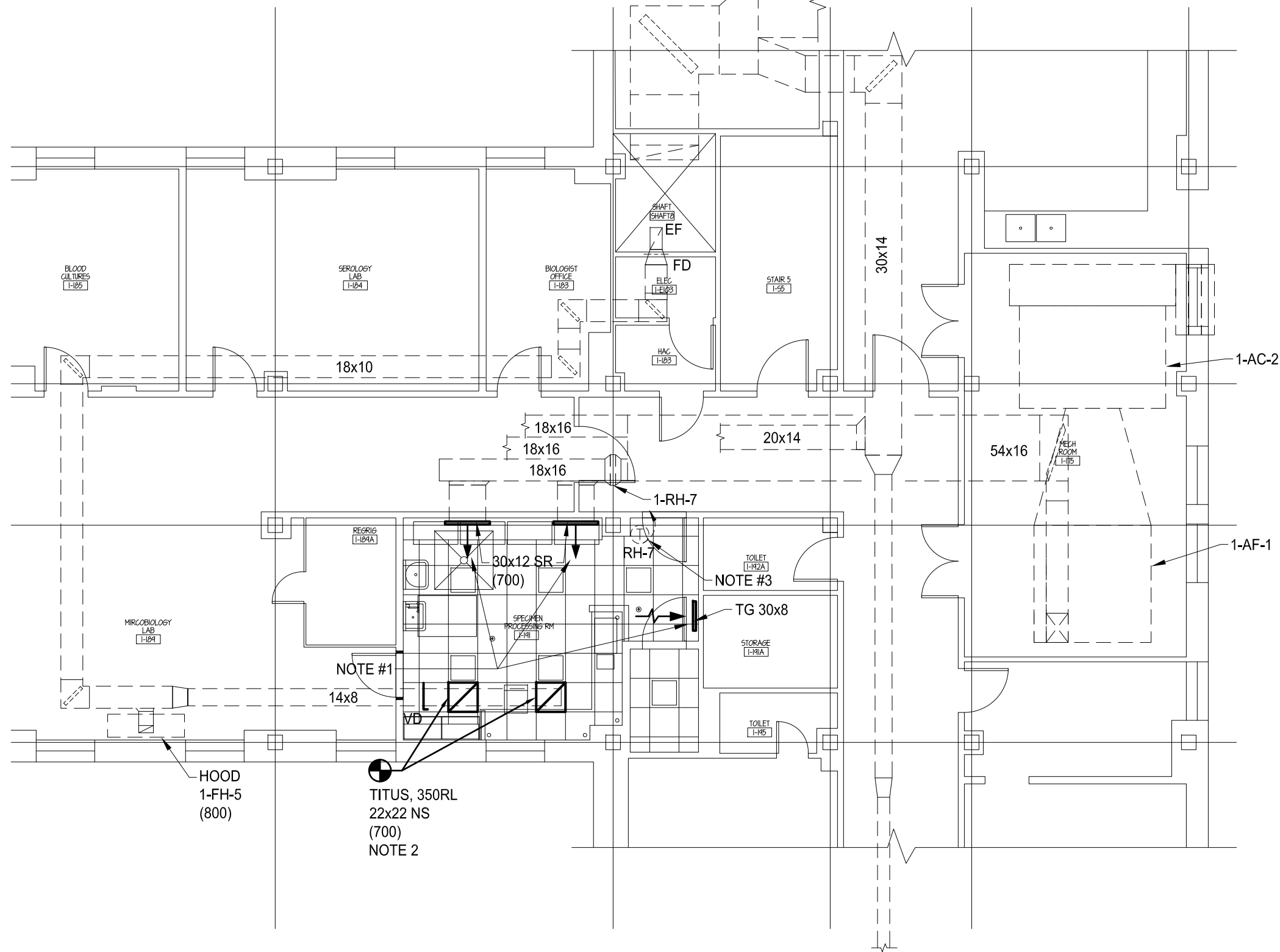
File Path

		<div>CONSULTANT</div> <div>MEP Consultant:</div> <div><div><div><div></div></div><div>KALLEN & LEMELSON, LLP</div><div>CONSULTING ENGINEERS</div><div>520 Easton Avenue, 17th Floor, New York, NY 10018</div><div>P: (212) 643-9898 F: (212) 643-2332</div><div>KL PROJECT NO. 0553</div></div></div>	<div>ARCHITECT/ENGINEER OF RECORD</div> <div>MICHAEL AVRAMIDES ARCHITECT</div> <div>319 E 50TH STREET, STUDIO E</div> <div>NEW YORK, NY 10022</div> <div>T: 917.855.8111</div>	<div>STAMP</div>	<div>Office of Construction and Facilities Management</div> <div>VA U.S. Department of Veterans Affairs</div>	<div>Drawing Title</div> <div>1ST FLOOR PLAN SPRINKLER NEW WORK</div>	<div>Phase</div> <div>100% CD</div>	<div>Project Title</div> <div>CORRECT INTERIOR DEFICIENCIES</div> <div>EAST ORANGE VAMC</div>	<div>Project Number</div> <div>561-18-109</div>
						<div>Building Number</div> <div>1</div>			
						<div>Drawing Number</div> <div>1-FX102</div>			
<div>Revisions:</div>	<div>Date:</div>					<div>Location</div> <div>385 TREMONT AVE, EAST ORANGE, NEW JERSEY</div>	<div>Issue Date</div> <div>27 SEPTEMBER 2019</div>	<div>Checked</div> <div>VM</div>	<div>Drawn</div> <div>VM</div>

SYMBOL LIST AND ABBREVIATIONS		
ABBREV.	SYMBOL	DESCRIPTIONS
		EXISTING WORK TO REMAIN
		NEW WORK
		EXISTING WORK TO BE REMOVED
VD		VOLUME DAMPER
CD		CEILING DIFFUSER
		CONNECT NEW TO EXISTING WORK
		POINT OF DISCONNECTION, CAP IF NOT TO BE RECONNECTED
CFM		CUBIC FEET PER MINUTE
NS		NECK SIZE
EF		EXHAUST FAN
SR		SUPPLY REGISTER
RG		RETURN GRILLE
RG		RETURN CEILING GRILLE
(300)		CUBIC FEET PER MINUTE
		THERMOSTAT.

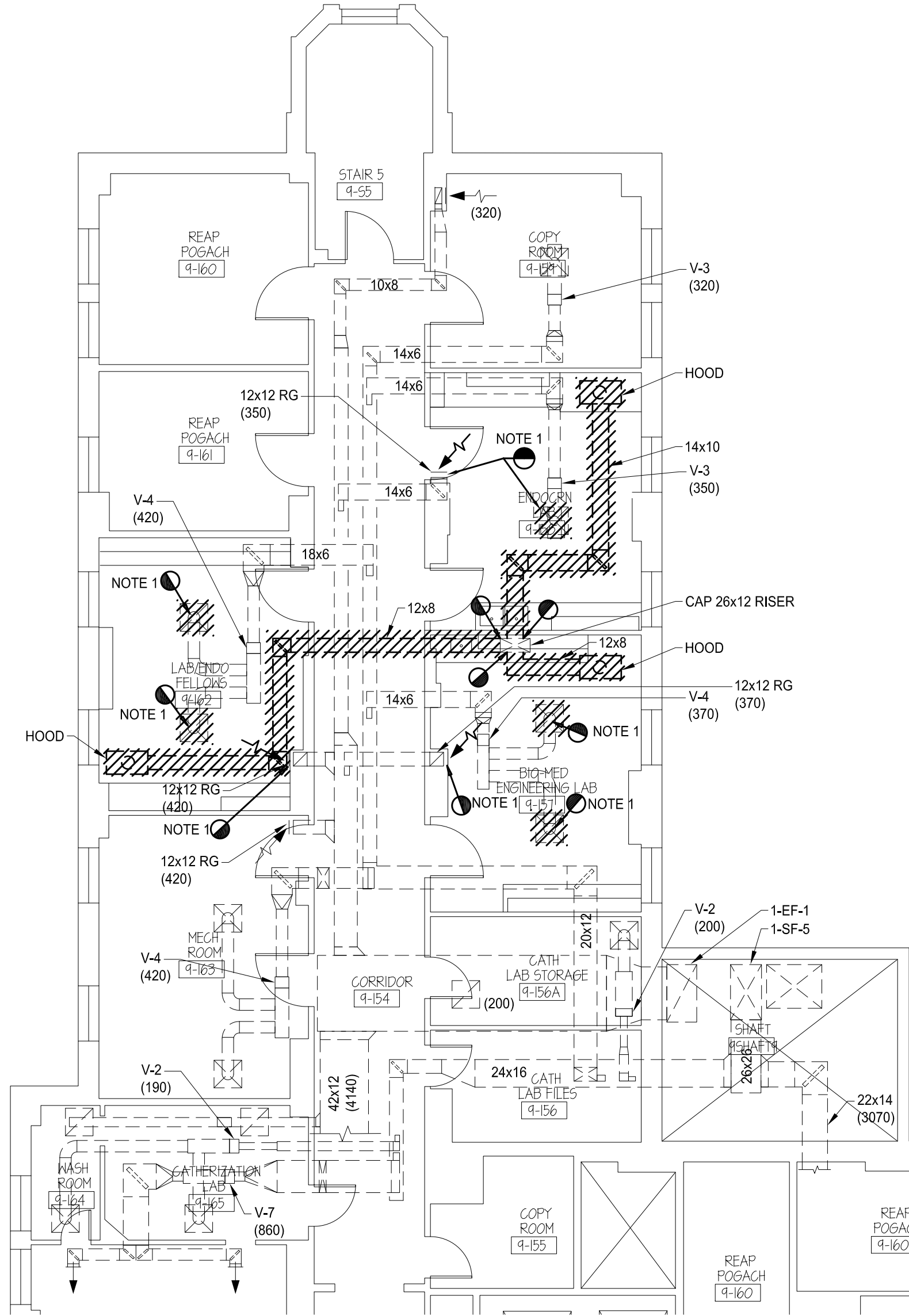


1ST FLOOR DEMOLITION PART PLAN
SCALE: 1/8"=1'-0"



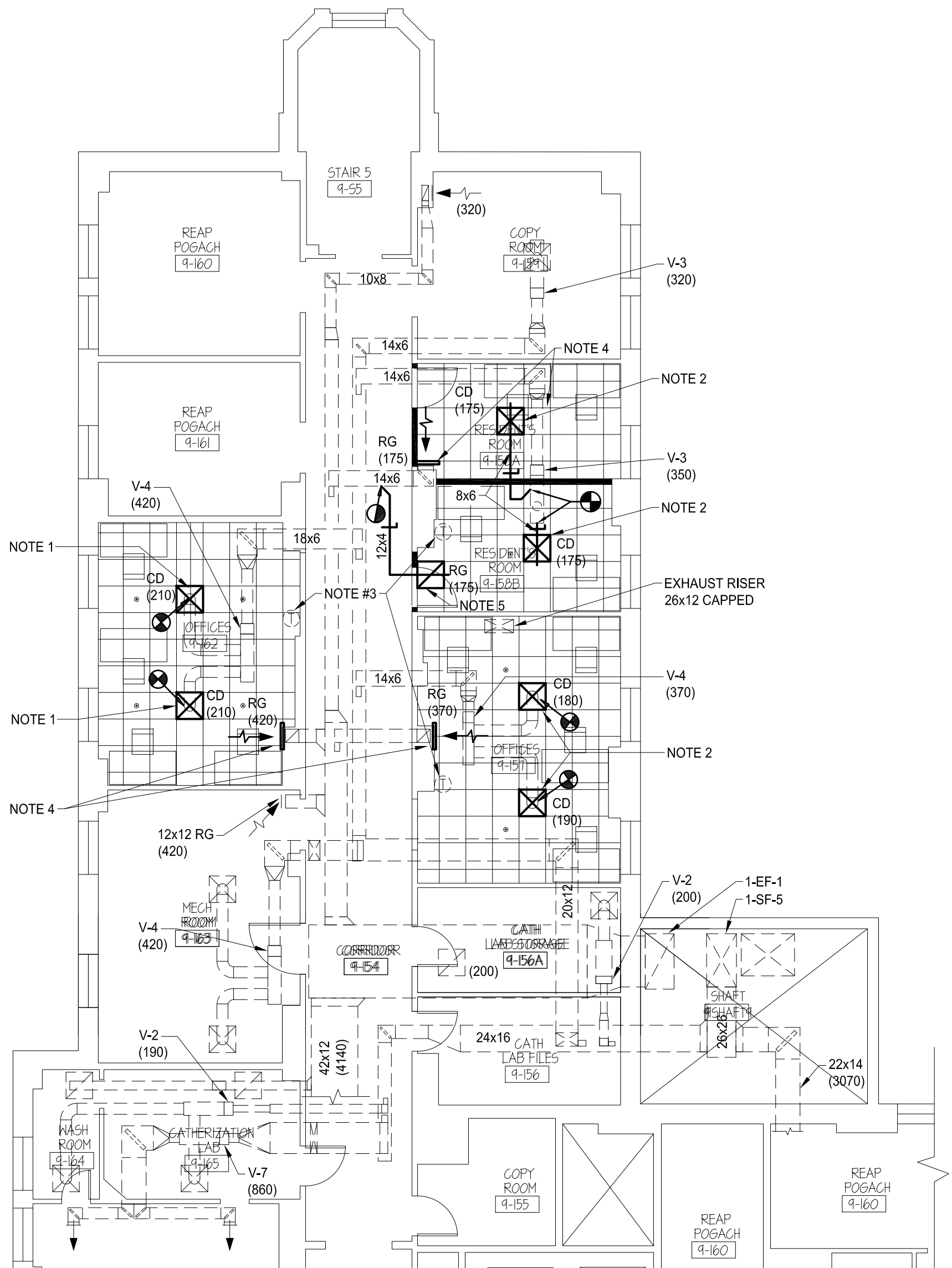
1ST FLOOR PART PLAN
SCALE: 1/8"=1'-0"

- NOTES:
1. DISCONNECT AND REMOVE EXISTING AIR OUTLETS; FURNISH AND INSTALL AIR OUTLETS MATCHING THE EXISTING TYPE AND SIZES.
 2. FURNISH AND INSTALL 2'x2' CEILING GRILLES AND CONNECT TO EXISTING EXHAUST DUCTWORK.
 3. EXISTING CONTROLS TO REMAIN.



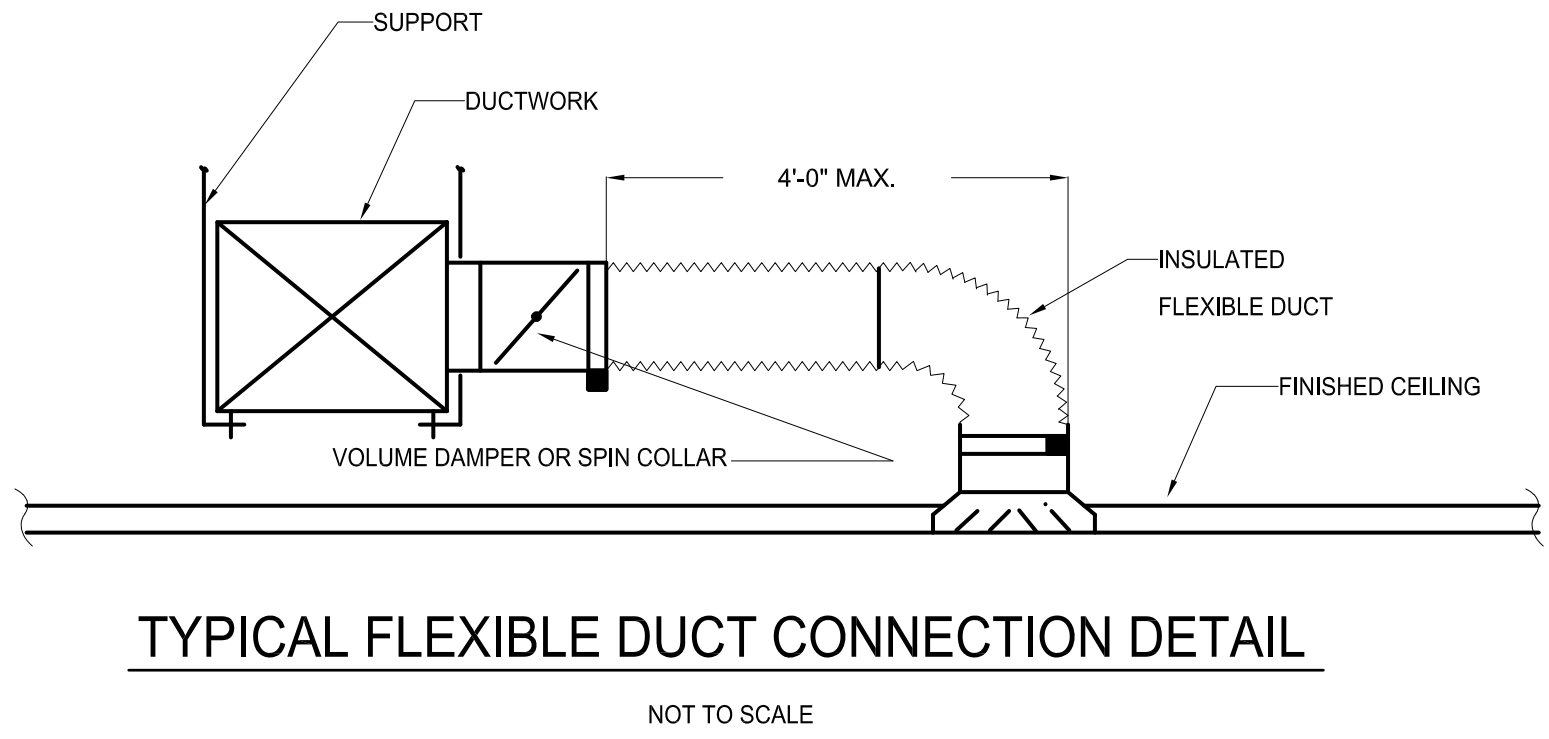
9TH FLOOR DEMOLITION PART PLAN
SCALE: 1/8"=1'-0"

- DEMO NOTES:
1. DISCONNECT AND REMOVE AIR OUTLET.

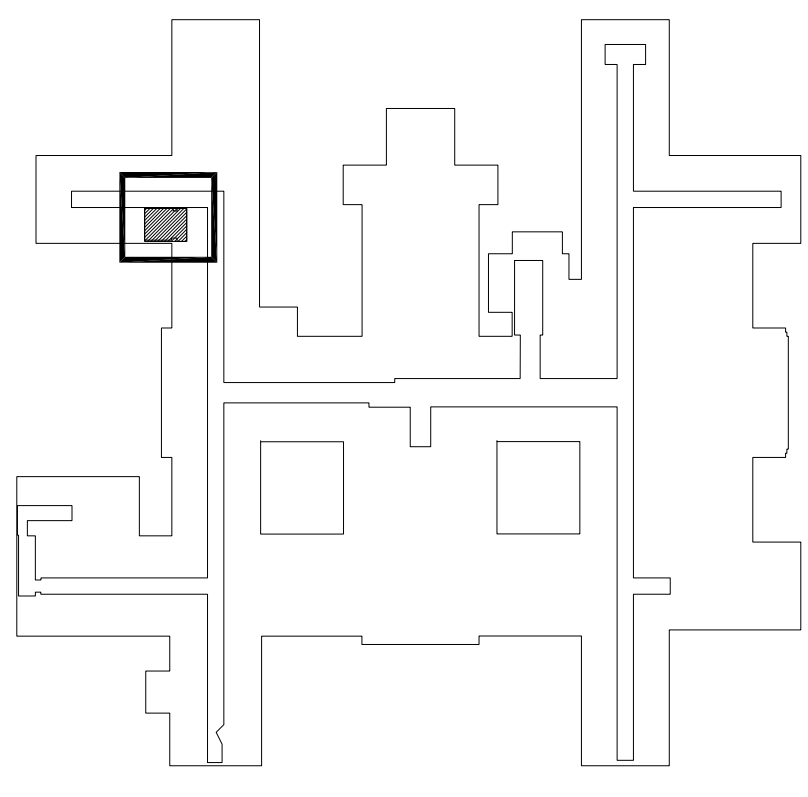


9TH FLOOR PART PLAN
SCALE: 1/8"=1'-0"

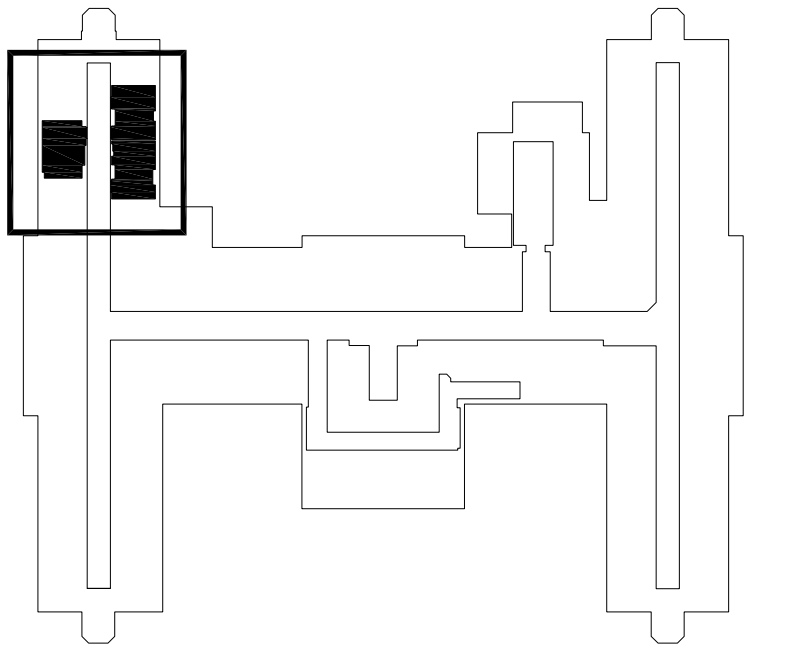
- NOTES:
1. FURNISH AND INSTALL CEILING DIFFUSER BY TITUS, MODEL: TMS, 10"0 NS.
 2. FURNISH AND INSTALL CEILING DIFFUSER BY TITUS, MODEL: TMS, 8"0 NS.
 3. EXISTING CONTROLS TO REMAIN.
 4. FURNISH AND INSTALL RETURN GRILLES MATCHING THE EXISTING TYPE & SIZES.
 5. FURNISH AND INSTALL 2'x2' CEILING GRILLE BY TITUS, 355 RL.



TYPICAL FLEXIBLE DUCT CONNECTION DETAIL



KEY MAP - BLDG 1 : 1ST FLOOR B WING
NO SCALE



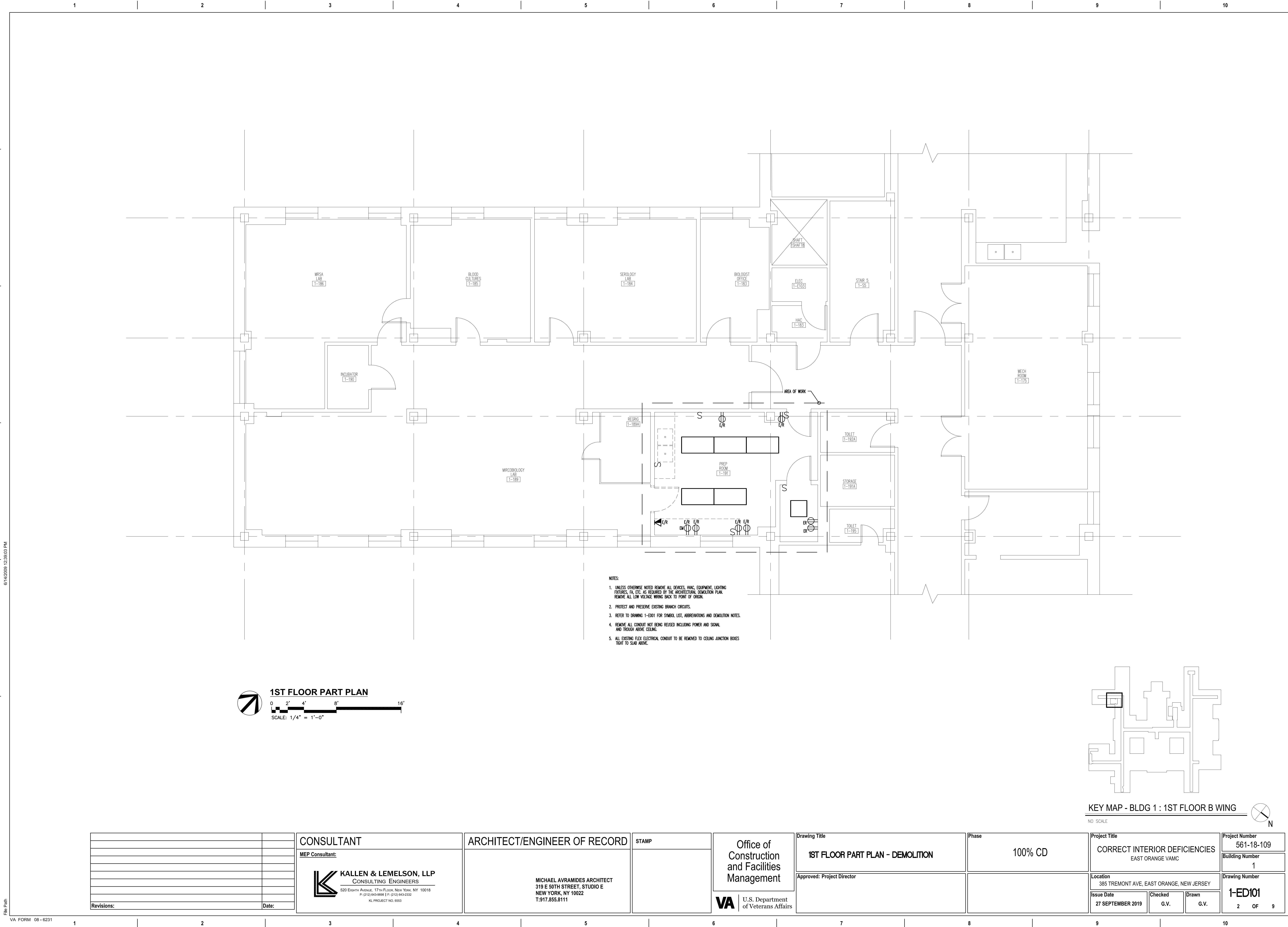
KEY MAP - BLDG 1 : 9TH FLOOR B WING
NO SCALE

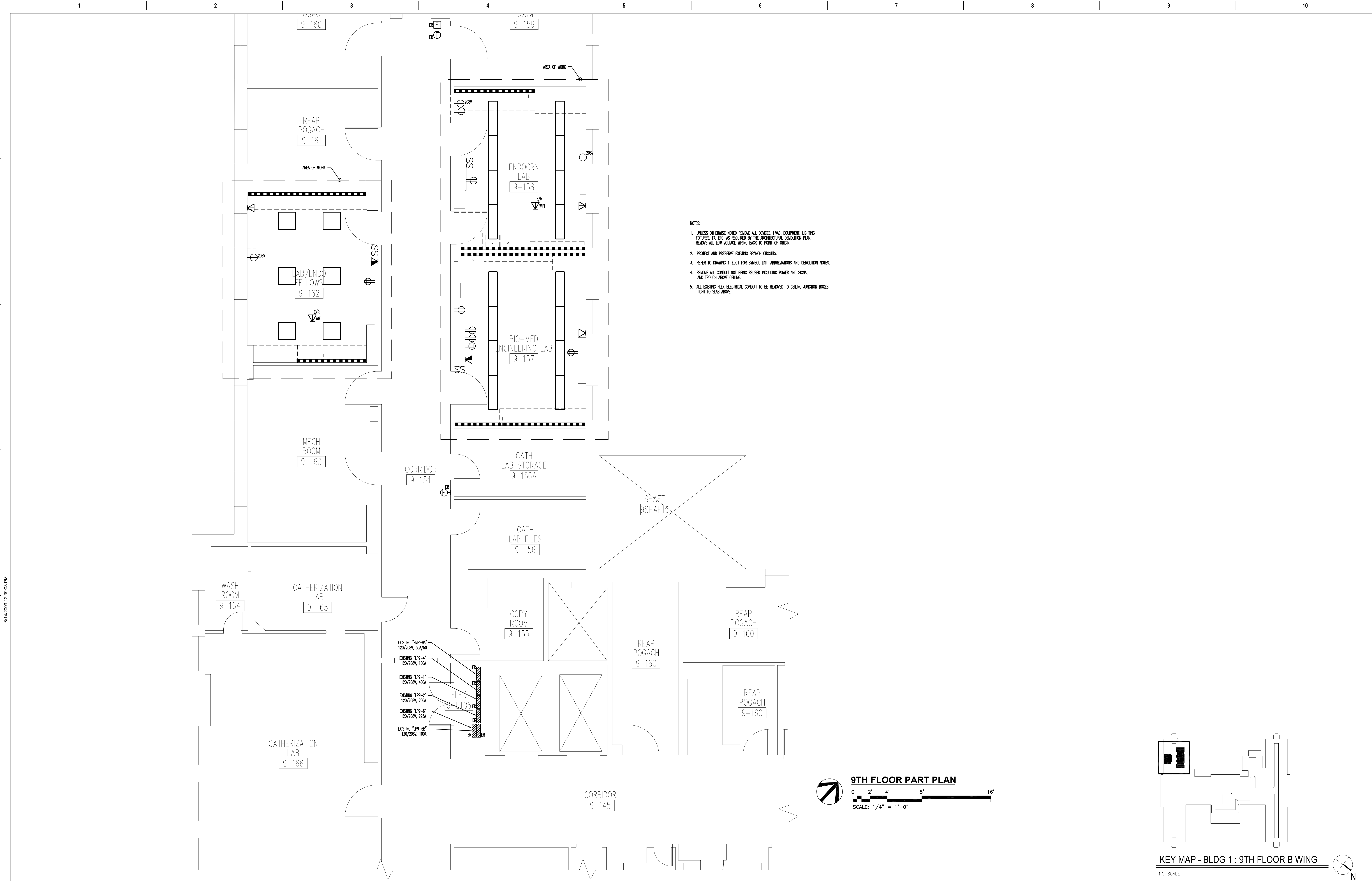
SCALE: 1/8" = 1'-0"
0 4 8 16'

		<div>CONSULTANT</div> <div>MEP Consultant:</div> <div><div><div></div><div>KALLEN & LEMELSON, LLP</div><div>CONSULTING ENGINEERS</div></div><div>520 Eighth Avenue, 17th Floor, New York, NY 10018 P:(212) 643-9888 F:(212) 643-2332 KL PROJECT NO. 6553</div></div>	<div>ARCHITECT/ENGINEER OF RECORD</div> <div>MICHAEL AVRAMIDES ARCHITECT 319 E 50TH STREET, STUDIO E NEW YORK, NY 10022 T:917.855.8111</div>	<div>STAMP</div>	<div>Office of Construction and Facilities Management</div> <div>VA U.S. Department of Veterans Affairs</div>	<div>Drawing Title</div> <div>1ST FLOOR PART PLANS 9TH FLOOR PART PLANS</div>	<div>Phase</div> <div>100% CD</div>	<div>Project Title</div> <div>CORRECT INTERIOR DEFICIENCIES EAST ORANGE VAMC</div>	<div>Project Number</div> <div>561-18-109</div>
							<div>Building Number</div> <div>1</div>		
							<div>Drawing Number</div> <div>M-100</div>		
							<div>Location</div> <div>385 TREMONT AVE, EAST ORANGE, NEW JERSEY</div>		
							<div>Issue Date</div> <div>27 SEPTEMBER 2019</div> <div>Checked</div> <div>SB</div> <div>Drawn</div> <div>YK</div>		
<div>Revisions:</div>	<div>Date:</div>								

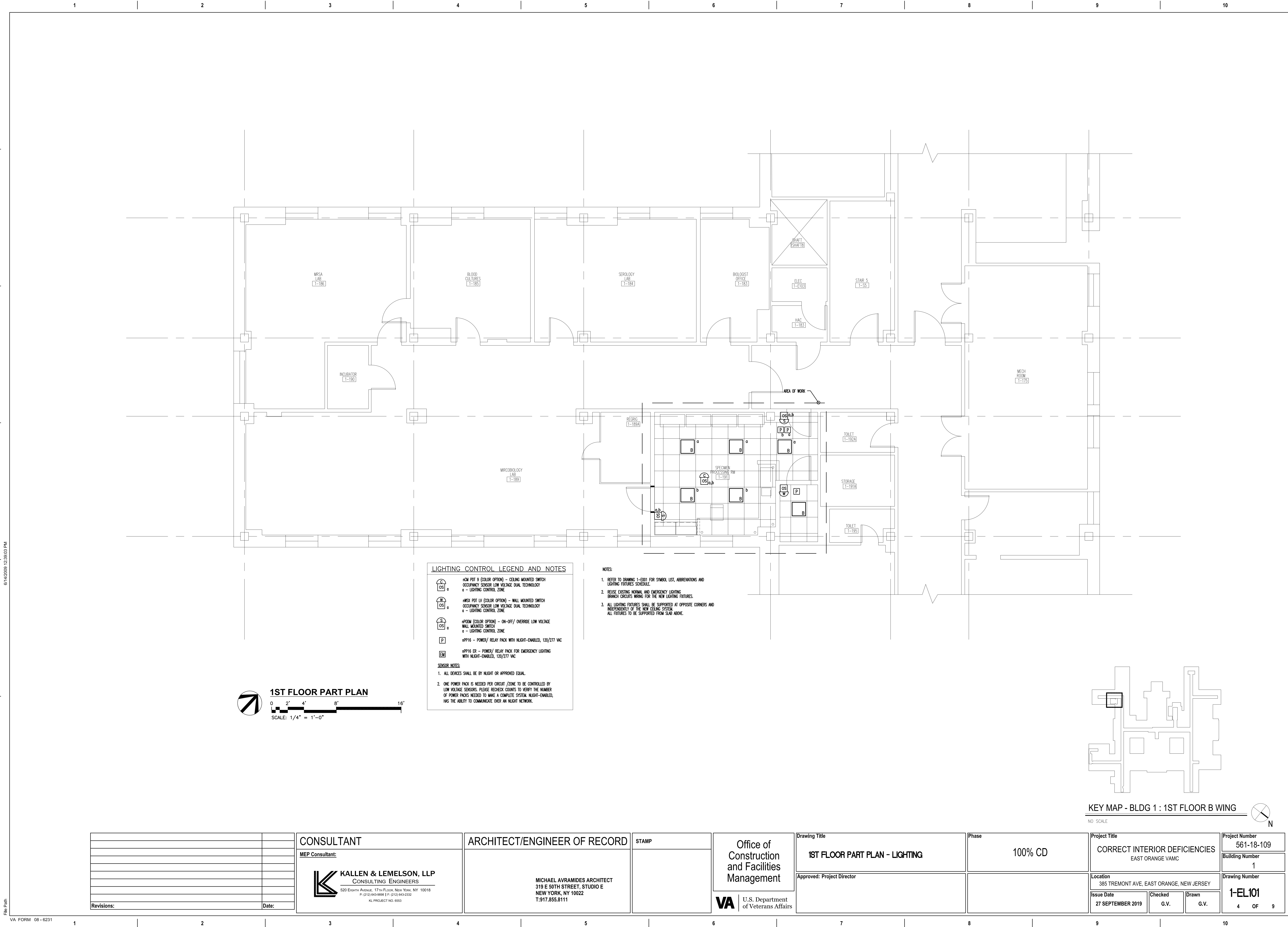
A	SYMBOL LIST		GENERAL NOTES	
	LIGHTING & POWER		EXISTING CONDITION AND RELOCATION NOTES	
B	CONDUIT & WIRE		FIRE ALARM	
	COMMUNICATION		MOUNTING HEIGHT SCHEDULE	
C	SINGLE LINE SYMBOLS		ABBREVIATIONS	
	NURSE CALL SYSTEM		DRAWING LIST	
D	CODE ONE SYSTEM		LIGHTING FIXTURE SCHEDULE	
	DRAWING LIST		DRAWING LIST	
E	DRAWING LIST		DRAWING LIST	
	DRAWING LIST		DRAWING LIST	
F	DRAWING LIST		DRAWING LIST	
	DRAWING LIST		DRAWING LIST	

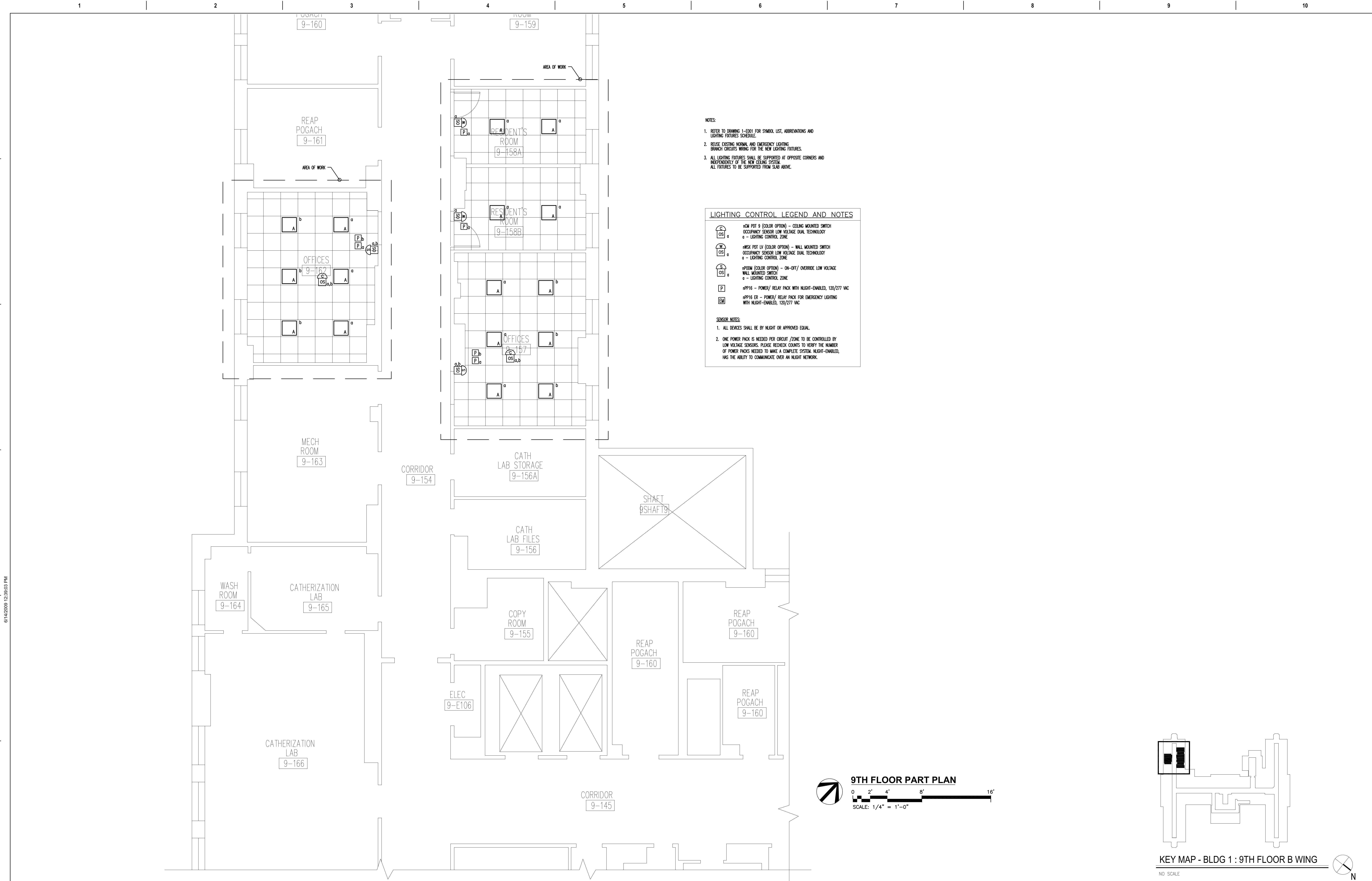
File Path																																																																																																																																																																																																																																																																																																																																																																																																																																																																																																																																																																																																																																																																																																																																																																																																																																																																																																																																																																																																																																																																																																																																																																																																																																																																																																																																																																																																																			
-----------	--	--	--	--	--	--	--	--	--	--	--	--	--	--	--	--	--	--	--	--	--	--	--	--	--	--	--	--	--	--	--	--	--	--	--	--	--	--	--	--	--	--	--	--	--	--	--	--	--	--	--	--	--	--	--	--	--	--	--	--	--	--	--	--	--	--	--	--	--	--	--	--	--	--	--	--	--	--	--	--	--	--	--	--	--	--	--	--	--	--	--	--	--	--	--	--	--	--	--	--	--	--	--	--	--	--	--	--	--	--	--	--	--	--	--	--	--	--	--	--	--	--	--	--	--	--	--	--	--	--	--	--	--	--	--	--	--	--	--	--	--	--	--	--	--	--	--	--	--	--	--	--	--	--	--	--	--	--	--	--	--	--	--	--	--	--	--	--	--	--	--	--	--	--	--	--	--	--	--	--	--	--	--	--	--	--	--	--	--	--	--	--	--	--	--	--	--	--	--	--	--	--	--	--	--	--	--	--	--	--	--	--	--	--	--	--	--	--	--	--	--	--	--	--	--	--	--	--	--	--	--	--	--	--	--	--	--	--	--	--	--	--	--	--	--	--	--	--	--	--	--	--	--	--	--	--	--	--	--	--	--	--	--	--	--	--	--	--	--	--	--	--	--	--	--	--	--	--	--	--	--	--	--	--	--	--	--	--	--	--	--	--	--	--	--	--	--	--	--	--	--	--	--	--	--	--	--	--	--	--	--	--	--	--	--	--	--	--	--	--	--	--	--	--	--	--	--	--	--	--	--	--	--	--	--	--	--	--	--	--	--	--	--	--	--	--	--	--	--	--	--	--	--	--	--	--	--	--	--	--	--	--	--	--	--	--	--	--	--	--	--	--	--	--	--	--	--	--	--	--	--	--	--	--	--	--	--	--	--	--	--	--	--	--	--	--	--	--	--	--	--	--	--	--	--	--	--	--	--	--	--	--	--	--	--	--	--	--	--	--	--	--	--	--	--	--	--	--	--	--	--	--	--	--	--	--	--	--	--	--	--	--	--	--	--	--	--	--	--	--	--	--	--	--	--	--	--	--	--	--	--	--	--	--	--	--	--	--	--	--	--	--	--	--	--	--	--	--	--	--	--	--	--	--	--	--	--	--	--	--	--	--	--	--	--	--	--	--	--	--	--	--	--	--	--	--	--	--	--	--	--	--	--	--	--	--	--	--	--	--	--	--	--	--	--	--	--	--	--	--	--	--	--	--	--	--	--	--	--	--	--	--	--	--	--	--	--	--	--	--	--	--	--	--	--	--	--	--	--	--	--	--	--	--	--	--	--	--	--	--	--	--	--	--	--	--	--	--	--	--	--	--	--	--	--	--	--	--	--	--	--	--	--	--	--	--	--	--	--	--	--	--	--	--	--	--	--	--	--	--	--	--	--	--	--	--	--	--	--	--	--	--	--	--	--	--	--	--	--	--	--	--	--	--	--	--	--	--	--	--	--	--	--	--	--	--	--	--	--	--	--	--	--	--	--	--	--	--	--	--	--	--	--	--	--	--	--	--	--	--	--	--	--	--	--	--	--	--	--	--	--	--	--	--	--	--	--	--	--	--	--	--	--	--	--	--	--	--	--	--	--	--	--	--	--	--	--	--	--	--	--	--	--	--	--	--	--	--	--	--	--	--	--	--	--	--	--	--	--	--	--	--	--	--	--	--	--	--	--	--	--	--	--	--	--	--	--	--	--	--	--	--	--	--	--	--	--	--	--	--	--	--	--	--	--	--	--	--	--	--	--	--	--	--	--	--	--	--	--	--	--	--	--	--	--	--	--	--	--	--	--	--	--	--	--	--	--	--	--	--	--	--	--	--	--	--	--	--	--	--	--	--	--	--	--	--	--	--	--	--	--	--	--	--	--	--	--	--	--	--	--	--	--	--	--	--	--	--	--	--	--	--	--	--	--	--	--	--	--	--	--	--	--	--	--	--	--	--	--	--	--	--	--	--	--	--	--	--	--	--	--	--	--	--	--	--	--	--	--	--	--	--	--	--	--	--	--	--	--	--	--	--	--	--	--	--	--	--	--	--	--	--	--	--	--	--	--	--	--	--	--	--	--	--	--	--	--	--	--	--	--	--	--	--	--	--	--	--	--	--	--	--	--	--	--	--	--	--	--	--	--	--	--	--	--	--	--	--	--	--	--	--	--	--	--	--	--	--	--	--	--	--	--	--	--	--	--	--	--	--	--	--	--	--	--	--	--	--	--	--	--	--	--	--	--	--	--	--	--	--	--	--	--	--	--	--	--	--	--	--	--	--	--	--	--	--	--	--	--	--	--	--	--	--	--	--	--	--	--	--	--	--	--	--	--	--	--	--	--	--	--	--	--	--	--	--	--	--	--	--	--	--	--	--	--	--	--	--	--	--	--	--	--	--	--	--	--	--	--	--	--	--	--	--	--	--	--	--	--	--	--	--	--	--	--	--	--	--	--	--	--	--	--	--	--	--	--	--	--	--	--	--	--	--	--	--	--	--	--	--	--	--	--	--	--	--	--	--	--	--	--	--	--	--	--	--	--	--	--	--	--	--	--	--	--	--	--	--	--	--	--	--	--	--	--	--	--	--	--	--	--	--	--	--	--	--	--	--	--	--	--	--	--	--	--	--	--	--	--	--	--	--	--	--	--	--	--	--	--	--	--	--	--	--	--	--	--	--	--	--	--	--	--	--	--	--	--	--	--	--	--	--	--	--	--	--	--	--	--	--	--	--	--	--	--	--	--	--	--	--	--	--	--	--	--	--	--	--	--	--	--	--	--	--	--	--	--	--	--	--	--	--	--	--	--	--	--	--	--	--	--	--	--	--	--	--	--	--	--	--	--	--	--	--	--	--	--	--	--	--	--	--	--	--	--	--	--	--	--	--	--	--	--	--	--	--	--	--	--	--	--	--	--	--	--	--	--	--	--	--	--	--	--	--	--	--	--	--	--	--	--	--	--	--	--	--	--	--	--	--	--	--	--	--	--	--	--	--	--	--	--	--	--	--	--	--	--	--	--	--	--	--	--	--	--	--	--	--	--	--	--	--	--	--	--	--	--	--	--	--	--	--	--	--	--	--	--	--	--	--	--	--	--



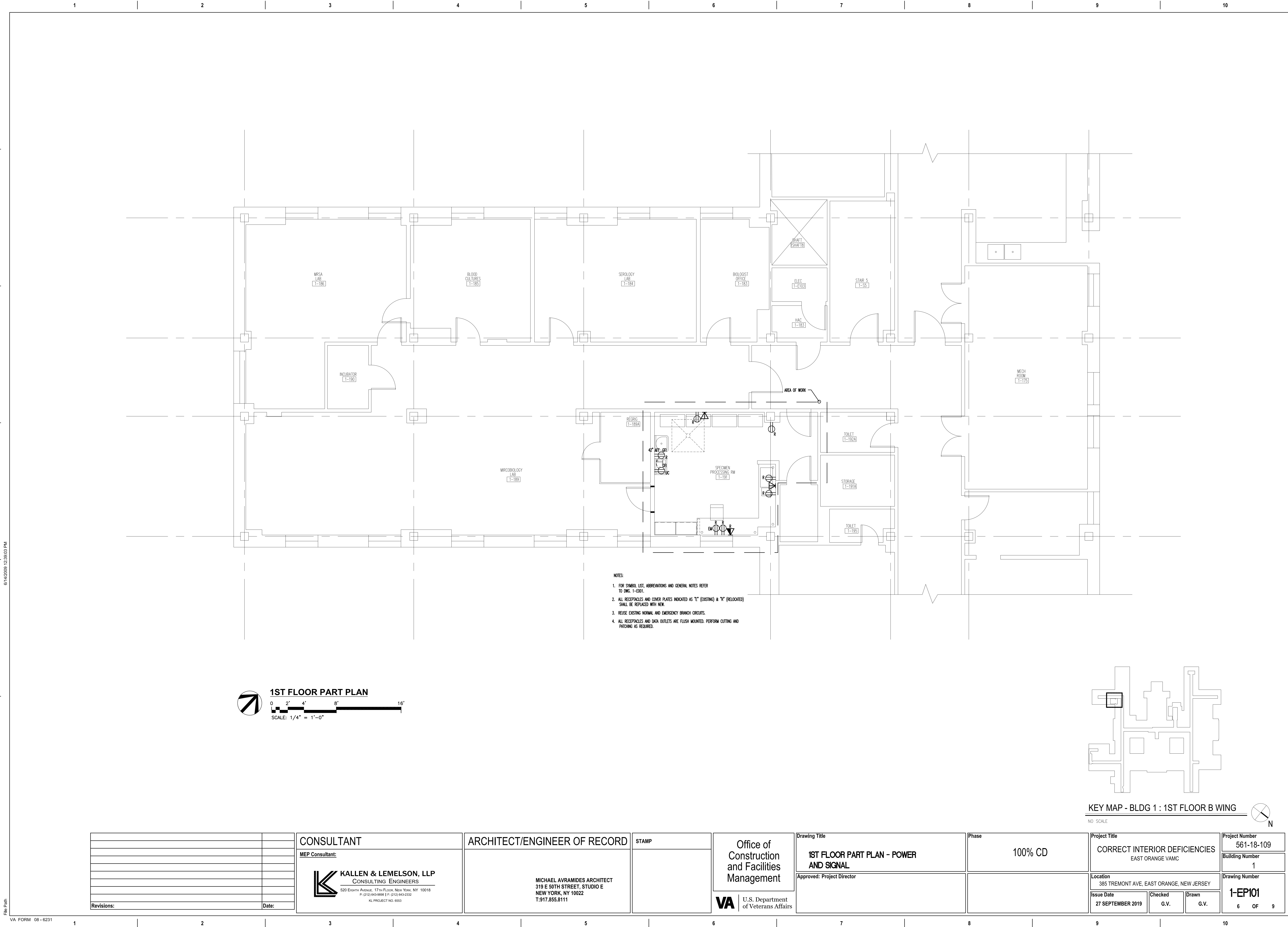


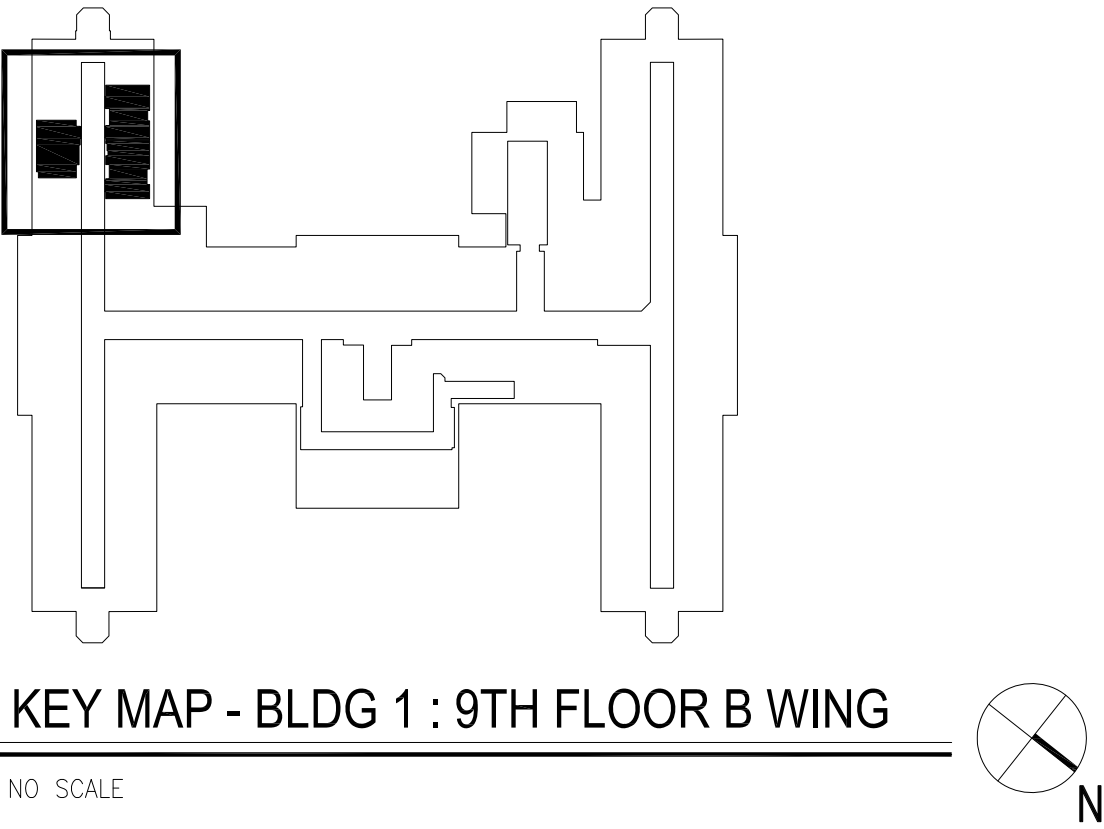
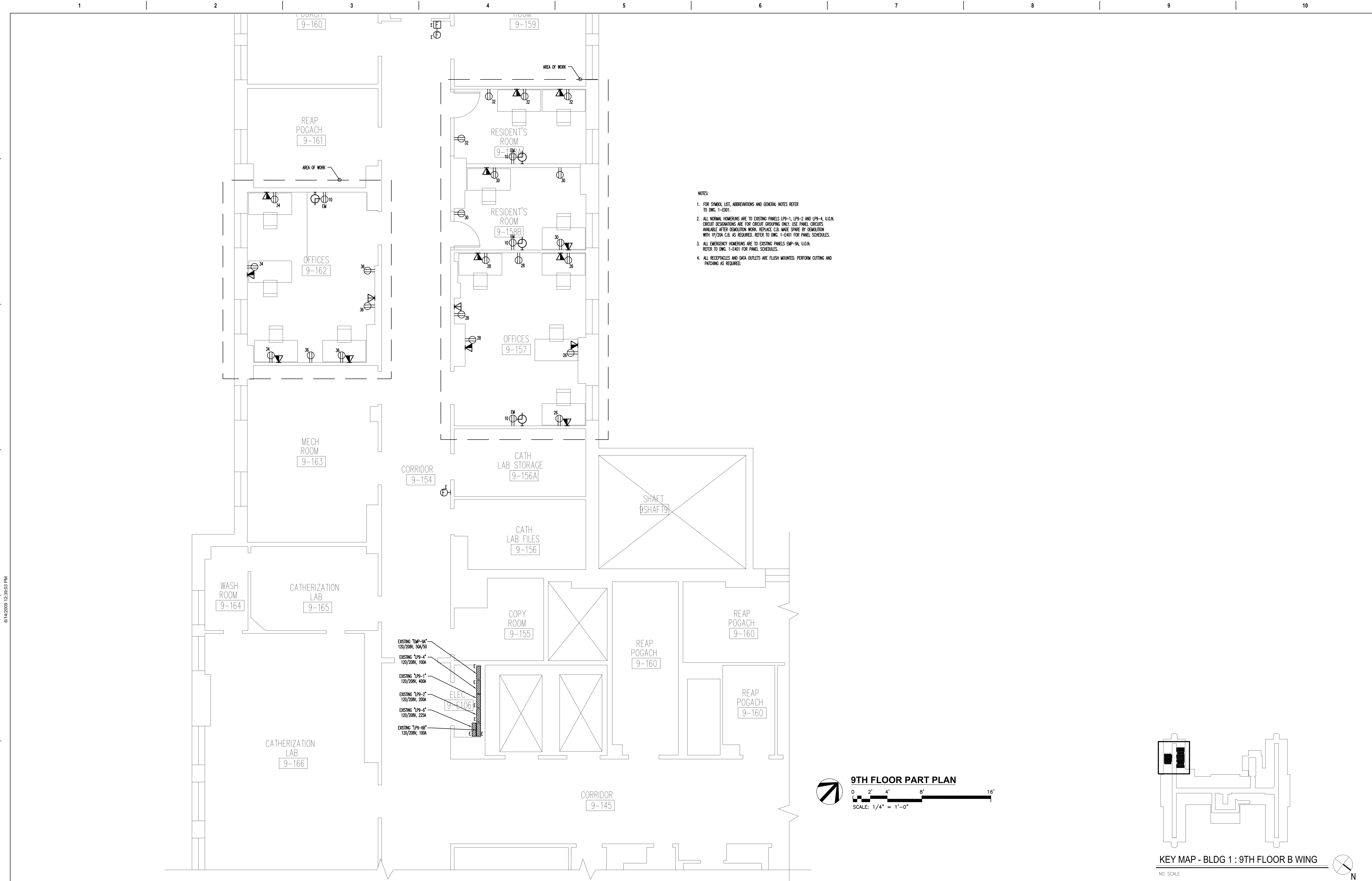
		CONSULTANT		ARCHITECT/ENGINEER OF RECORD		STAMP		Office of Construction and Facilities Management		Drawing Title		Phase		Project Title		Project Number	
		MEP Consultant:								9TH FLOOR PART PLAN - DEMOLITION		100% CD		CORRECT INTERIOR DEFICIENCIES EAST ORANGE VAMC		561-18-109	
										Approved: Project Director				Location 385 TREMONT AVE, EAST ORANGE, NEW JERSEY		Building Number 1	
														Issue Date 27 SEPTEMBER 2019		Drawing Number 1-ED102	
														Checked G.V.		Drawn G.V.	
																3 OF 9	





File Path																																																																																																																																																																																																																																																																																																																																																																																																																																																																																																																																																																																																																																																																																																																																																																																																																																																																																																																																																																																																																																																																																																																																																																																																																																																																																																																																																																																																																																																																																																																																																				
-----------	--	--	--	--	--	--	--	--	--	--	--	--	--	--	--	--	--	--	--	--	--	--	--	--	--	--	--	--	--	--	--	--	--	--	--	--	--	--	--	--	--	--	--	--	--	--	--	--	--	--	--	--	--	--	--	--	--	--	--	--	--	--	--	--	--	--	--	--	--	--	--	--	--	--	--	--	--	--	--	--	--	--	--	--	--	--	--	--	--	--	--	--	--	--	--	--	--	--	--	--	--	--	--	--	--	--	--	--	--	--	--	--	--	--	--	--	--	--	--	--	--	--	--	--	--	--	--	--	--	--	--	--	--	--	--	--	--	--	--	--	--	--	--	--	--	--	--	--	--	--	--	--	--	--	--	--	--	--	--	--	--	--	--	--	--	--	--	--	--	--	--	--	--	--	--	--	--	--	--	--	--	--	--	--	--	--	--	--	--	--	--	--	--	--	--	--	--	--	--	--	--	--	--	--	--	--	--	--	--	--	--	--	--	--	--	--	--	--	--	--	--	--	--	--	--	--	--	--	--	--	--	--	--	--	--	--	--	--	--	--	--	--	--	--	--	--	--	--	--	--	--	--	--	--	--	--	--	--	--	--	--	--	--	--	--	--	--	--	--	--	--	--	--	--	--	--	--	--	--	--	--	--	--	--	--	--	--	--	--	--	--	--	--	--	--	--	--	--	--	--	--	--	--	--	--	--	--	--	--	--	--	--	--	--	--	--	--	--	--	--	--	--	--	--	--	--	--	--	--	--	--	--	--	--	--	--	--	--	--	--	--	--	--	--	--	--	--	--	--	--	--	--	--	--	--	--	--	--	--	--	--	--	--	--	--	--	--	--	--	--	--	--	--	--	--	--	--	--	--	--	--	--	--	--	--	--	--	--	--	--	--	--	--	--	--	--	--	--	--	--	--	--	--	--	--	--	--	--	--	--	--	--	--	--	--	--	--	--	--	--	--	--	--	--	--	--	--	--	--	--	--	--	--	--	--	--	--	--	--	--	--	--	--	--	--	--	--	--	--	--	--	--	--	--	--	--	--	--	--	--	--	--	--	--	--	--	--	--	--	--	--	--	--	--	--	--	--	--	--	--	--	--	--	--	--	--	--	--	--	--	--	--	--	--	--	--	--	--	--	--	--	--	--	--	--	--	--	--	--	--	--	--	--	--	--	--	--	--	--	--	--	--	--	--	--	--	--	--	--	--	--	--	--	--	--	--	--	--	--	--	--	--	--	--	--	--	--	--	--	--	--	--	--	--	--	--	--	--	--	--	--	--	--	--	--	--	--	--	--	--	--	--	--	--	--	--	--	--	--	--	--	--	--	--	--	--	--	--	--	--	--	--	--	--	--	--	--	--	--	--	--	--	--	--	--	--	--	--	--	--	--	--	--	--	--	--	--	--	--	--	--	--	--	--	--	--	--	--	--	--	--	--	--	--	--	--	--	--	--	--	--	--	--	--	--	--	--	--	--	--	--	--	--	--	--	--	--	--	--	--	--	--	--	--	--	--	--	--	--	--	--	--	--	--	--	--	--	--	--	--	--	--	--	--	--	--	--	--	--	--	--	--	--	--	--	--	--	--	--	--	--	--	--	--	--	--	--	--	--	--	--	--	--	--	--	--	--	--	--	--	--	--	--	--	--	--	--	--	--	--	--	--	--	--	--	--	--	--	--	--	--	--	--	--	--	--	--	--	--	--	--	--	--	--	--	--	--	--	--	--	--	--	--	--	--	--	--	--	--	--	--	--	--	--	--	--	--	--	--	--	--	--	--	--	--	--	--	--	--	--	--	--	--	--	--	--	--	--	--	--	--	--	--	--	--	--	--	--	--	--	--	--	--	--	--	--	--	--	--	--	--	--	--	--	--	--	--	--	--	--	--	--	--	--	--	--	--	--	--	--	--	--	--	--	--	--	--	--	--	--	--	--	--	--	--	--	--	--	--	--	--	--	--	--	--	--	--	--	--	--	--	--	--	--	--	--	--	--	--	--	--	--	--	--	--	--	--	--	--	--	--	--	--	--	--	--	--	--	--	--	--	--	--	--	--	--	--	--	--	--	--	--	--	--	--	--	--	--	--	--	--	--	--	--	--	--	--	--	--	--	--	--	--	--	--	--	--	--	--	--	--	--	--	--	--	--	--	--	--	--	--	--	--	--	--	--	--	--	--	--	--	--	--	--	--	--	--	--	--	--	--	--	--	--	--	--	--	--	--	--	--	--	--	--	--	--	--	--	--	--	--	--	--	--	--	--	--	--	--	--	--	--	--	--	--	--	--	--	--	--	--	--	--	--	--	--	--	--	--	--	--	--	--	--	--	--	--	--	--	--	--	--	--	--	--	--	--	--	--	--	--	--	--	--	--	--	--	--	--	--	--	--	--	--	--	--	--	--	--	--	--	--	--	--	--	--	--	--	--	--	--	--	--	--	--	--	--	--	--	--	--	--	--	--	--	--	--	--	--	--	--	--	--	--	--	--	--	--	--	--	--	--	--	--	--	--	--	--	--	--	--	--	--	--	--	--	--	--	--	--	--	--	--	--	--	--	--	--	--	--	--	--	--	--	--	--	--	--	--	--	--	--	--	--	--	--	--	--	--	--	--	--	--	--	--	--	--	--	--	--	--	--	--	--	--	--	--	--	--	--	--	--	--	--	--	--	--	--	--	--	--	--	--	--	--	--	--	--	--	--	--	--	--	--	--	--	--	--	--	--	--	--	--	--	--	--	--	--	--	--	--	--	--	--	--	--	--	--	--	--	--	--	--	--	--	--	--	--	--	--	--	--	--	--	--	--	--	--	--	--	--	--	--	--	--	--	--	--	--	--	--	--	--	--	--	--	--	--	--	--	--	--	--	--	--	--	--	--	--	--	--	--	--	--	--	--	--	--	--	--	--	--	--	--	--	--	--	--	--	--	--	--	--	--	--	--	--	--	--	--	--	--	--	--	--	--	--	--	--	--	--	--	--	--	--	--	--	--	--	--	--	--	--	--	--	--	--	--	--	--	--	--	--	--	--	--	--	--	--	--	--	--	--	--	--	--	--	--	--	--	--	--	--	--	--	--	--	--	--	--	--	--	--	--	--	--	--	--	--	--	--	--	--	--	--	--	--	--	--	--	--	--	--	--	--	--	--	--	--	--	--	--	--	--	--	--	--	--	--	--	--	--	--	--	--	--	--	--	--	--	--	--	--	--	--	--	--	--	--	--	--	--	--	--	--	--	--	--	--	--	--	--	--	--	--	--	--	--	--	--	--	--	--	--	--	--	--	--	--	--	--	--	--	--	--	--	--	--	--	--	--	--	--	--	--	--	--	--	--	--	--	--	--	--	--	--	--	--	--	--	--	--	--	--	--	--	--	--	--	--	--	--





		CONSULTANT		ARCHITECT/ENGINEER OF RECORD		STAMP		Office of Construction and Facilities Management		Drawing Title		Phase		Project Title		Project Number	
		MEP Consultant:								9TH FLOOR PART PLAN - POWER AND SIGNAL		100% CD		CORRECT INTERIOR DEFICIENCIES EAST ORANGE VAMC		561-18-109	
		KALLEN & LEMELSON, LLP CONSULTING ENGINEERS 520 Eighth Avenue, 17th Floor, New York, NY 10018 P: (212) 643-9888 F: (212) 643-2332 KL PROJECT NO. 6553		MICHAEL AVRAMIDES ARCHITECT 319 E 50TH STREET, STUDIO E NEW YORK, NY 10022 T:917.855.8111						Approved: Project Director				Location 385 TREMONT AVE, EAST ORANGE, NEW JERSEY		Building Number 1	
		Revisions:		Date:										Issue Date 27 SEPTEMBER 2019		Checked G.V.	
														Drawn G.V.		Drawing Number 1-EP102	
																7 OF 9	

A

B

C

D

E

F

A

B

C

D

E

F

JOB:	6559	EXISTING NORMAL		PANEL CODE--	1(120/208V)					
PANEL:	LP9-1				2(277/480V)					
PANEL CODE:	1	PROVIDE NEW CIRCUIT DIRECTORY			3(265/460V)					
PHASE:	3									
WIRE:	4									
MAINS AMP:	400	MAIN CB	AMP: -							
CIRCUIT		LOAD	PHASES			LOAD	LOAD	CIRCUIT		
NO	BKR	DESIGNATION	VA	A	B	C	VA	DESIGNATION	BKR	NO
1	20	EXISTING LOADS						EXISTING LOADS	20	2
3	2P/	SPARE						EXISTING LOADS	20	4
5	20							SPARE	20	6
7	20	EXISTING LOADS						EXISTING LOADS	20	8
9	20	SPARE						SPARE	20	10
11	20	EXISTING LOADS						EXISTING LOADS	20	12
13	20	EXISTING LOADS						SPARE	20	14
15	20	EXISTING LOADS						SPARE	20	16
17	20	EXISTING LOADS						EXISTING LOADS	20	18
19	20	EXISTING LOADS						EXISTING LOADS	20	20
21	20	EXISTING LOADS						EXISTING LOADS	2P/	22
23	20	EXISTING LOADS							20	24
25	20	EXISTING LOADS					1100	RECEPTACLES RM 9-157	20	26
27	20	SPARE					1100	RECEPTACLES RM 9-157	20	28
29	20	SPARE					1100	RECEPTACLES RM 9-158	20	30
31	20	SPARE					1100	RECEPTACLES RM 9-158	20	32
33	20	SPARE					1100	RECEPTACLES RM 9-162	20	34
35	2P/	EXISTING LOADS					1100	RECEPTACLES RM 9-162	20	36
37	20							EXISTING LOADS	20	38
39	2P/	EXISTING LOADS						EXISTING LOADS	2P/	40
41	20								20	42

JOB:	6559	EXISTING NORMAL		PANEL CODE--		1(120/208V)				
PANEL:	LP9-2						2(277/480V)			
PANEL CODE:	1	PROVIDE NEW CIRCUIT DIRECTORY					3(265/460V)			
PHASE:	3									
WIRE:	4									
MAINS AMP:	200	MAIN CB AMP: -								
CIRCUIT		LOAD	PHASES			LOAD	LOAD	CIRCUIT		
NO	BKR	DESIGNATION	VA	A	B	C	VA	DESIGNATION	BKR	NO
1	20	EXISTING LOADS						EXISTING LOADS	20	2
3	20	EXISTING LOADS						EXISTING LOADS	20	4
5	20	EXISTING LOADS						EXISTING LOADS	20	6
7	20	EXISTING LOADS						SPARE	20	8
9	20	EXISTING LOADS						SPARE	20	10
11	20	EXISTING LOADS						EXISTING LOADS	20	12
13	20	EXISTING LOADS						EXISTING LOADS	20	14
15	20	EXISTING LOADS						EXISTING LOADS	20	16
17	20	EXISTING LOADS						SPARE	20	18
19	20	EXISTING LOADS						SPARE	20	20
21	20	EXISTING LOADS						SPARE	20	22
23	20	EXISTING LOADS						EXISTING LOADS	20	24
25	20	EXISTING LOADS						EXISTING LOADS	20	26
27	20	EXISTING LOADS						SPARE	20	28
29	20	EXISTING LOADS						EXISTING LOADS	20	30
31	20	EXISTING LOADS						EXISTING LOADS	20	32
33	20	SPARE						EXISTING LOADS	20	34
35	20	SPARE						EXISTING LOADS	20	36
37	20							EXISTING LOADS	20	38
39	20	EXISTING LOADS						EXISTING LOADS	20	40
41	20	EXISTING LOADS						SPACE		42

JOB:	6553					PANEL CODE--		1(120/208V)				
PANEL:	EMP-9A	EXISTING	EMERGENCY					2(277/480V)				
PANEL CODE:	1	PROVIDE NEW CIRCUIT DIRECTORY							3(265/460V)			
PHASE:	3											
WIRE:	4											
MAINS AMP:	50	MAIN CB AMP: 50										
CIRCUIT		LOAD		PHASES			LOAD		LOAD		CIRCUIT	
NO	BKR	DESIGNATION	VA	A	B	C	VA	DESIGNATION	BKR	NO		
1	20	EXISTING LOADS						EXISTING LOADS	20	2		
3	20	SPARE						EXISTING LOADS	20	4		
5	20	SPARE						EXISTING LOADS	20	6		
7	2P/	EXISTING LOADS						EXISTING LOADS	20	8		
9	20						1200	RECEP. RM'S 9-157,158,162	20	10		
11	20	SPARE						SPARE	20	12		
13	20	SPARE						SPARE	20	14		
15	20	SPARE						SPARE	20	16		
17	20	SPARE						SPARE	20	18		
19	20	SPARE						SPARE	20	20		
21	20	SPARE						SPARE	20	22		
23	20	SPARE						SPARE	20	24		
25	3P/	EXISTING LOADS						EXISTING LOADS	3P/	26		
27	20								35	28		
29	20								35	30		

JOB:

6553

EXISTING

NORMAL

PANEL CODE--

1(120/208V)

PANEL:

LP9-4

2(277/480V)

PANEL CODE:

1

3(265/460V)

PHASE:

3

WIRE:

4

MAINS AMP:

100

MAIN CB AMP: --

CIRCUIT		LOAD	LOAD	PHASES			LOAD	LOAD	CIRCUIT	
NO	BKR	DESIGNATION	VA	A	B	C	VA	DESIGNATION	BKR	NO
1	2P/	EXISTING LOADS						EXISTING LOADS	2P/	2
3	20								20	4
5	2P/	EXISTING LOADS						SPARE	2P/	6
7	20								20	8
9	2P/	EXISTING LOADS						EXISTING LOADS	20	10
11	20							EXISTING LOADS	20	12
13	2P/	SPARE						SPARE	2P/	14
15	20								20	16
17	20	SPARE						SPARE	2P/	18
19		SPACE							20	20
21		SPACE						EXISTING LOADS	2P/	22
23		SPACE							20	24

LEGEND:

NEW
EXISTING

6/14/2009 12:38:03 PM

File Path

Revisions:	Date:

CONSULTANT

MEP Consultant:



KALLEN & LEMELSON, LLP
CONSULTING ENGINEERS
520 Eighth Avenue, 17th Floor, New York, NY 10018
P: (212) 645-9886 | F: (212) 645-2332
KL PROJECT NO: 6553

ARCHITECT/ENGINEER OF RECORD

MICHAEL AVRAMIDES ARCHITECT
319 E 50TH STREET, STUDIO E
NEW YORK, NY 10022
T:917.855.8111

STAMP

Office of
Construction
and Facilities
Management

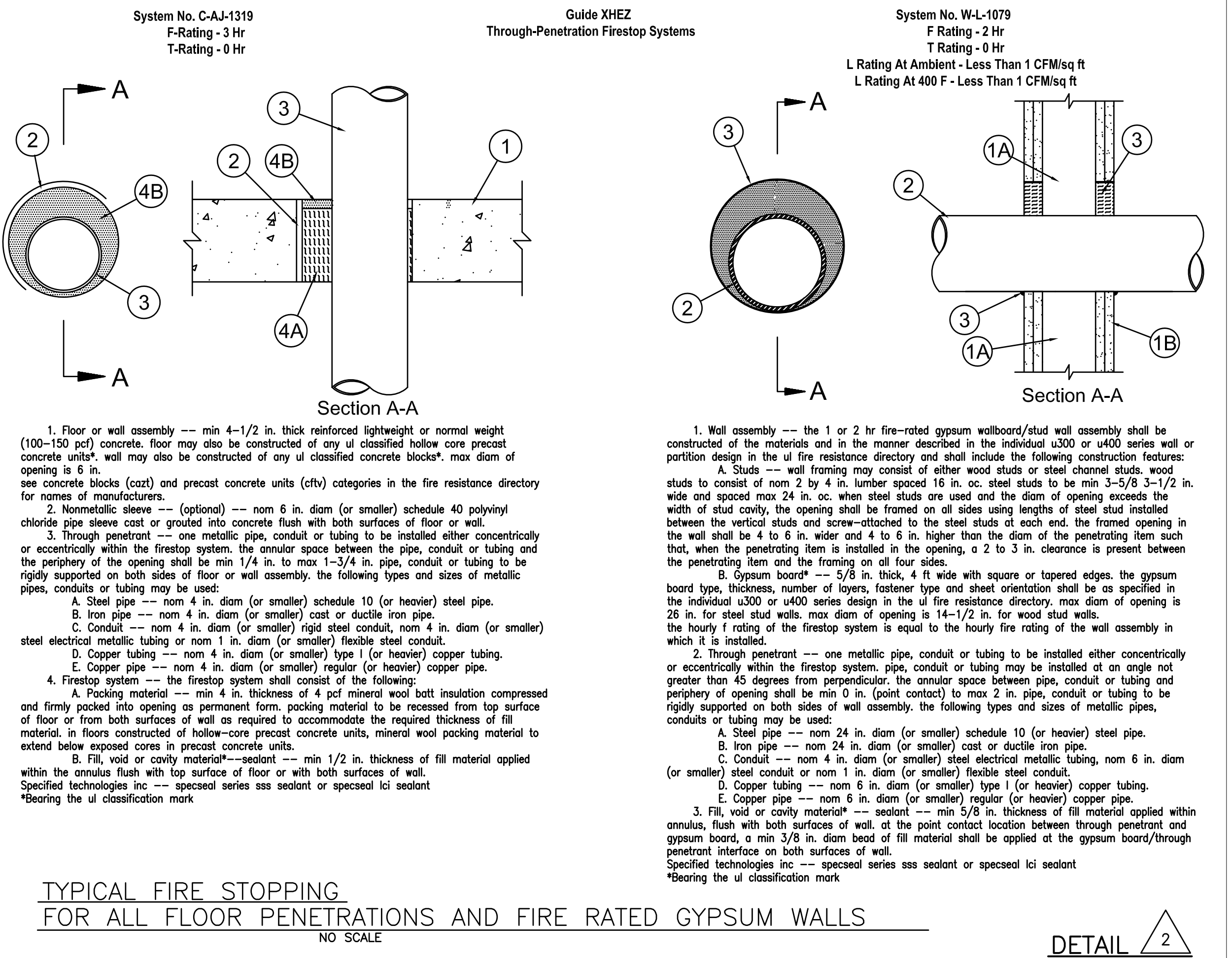
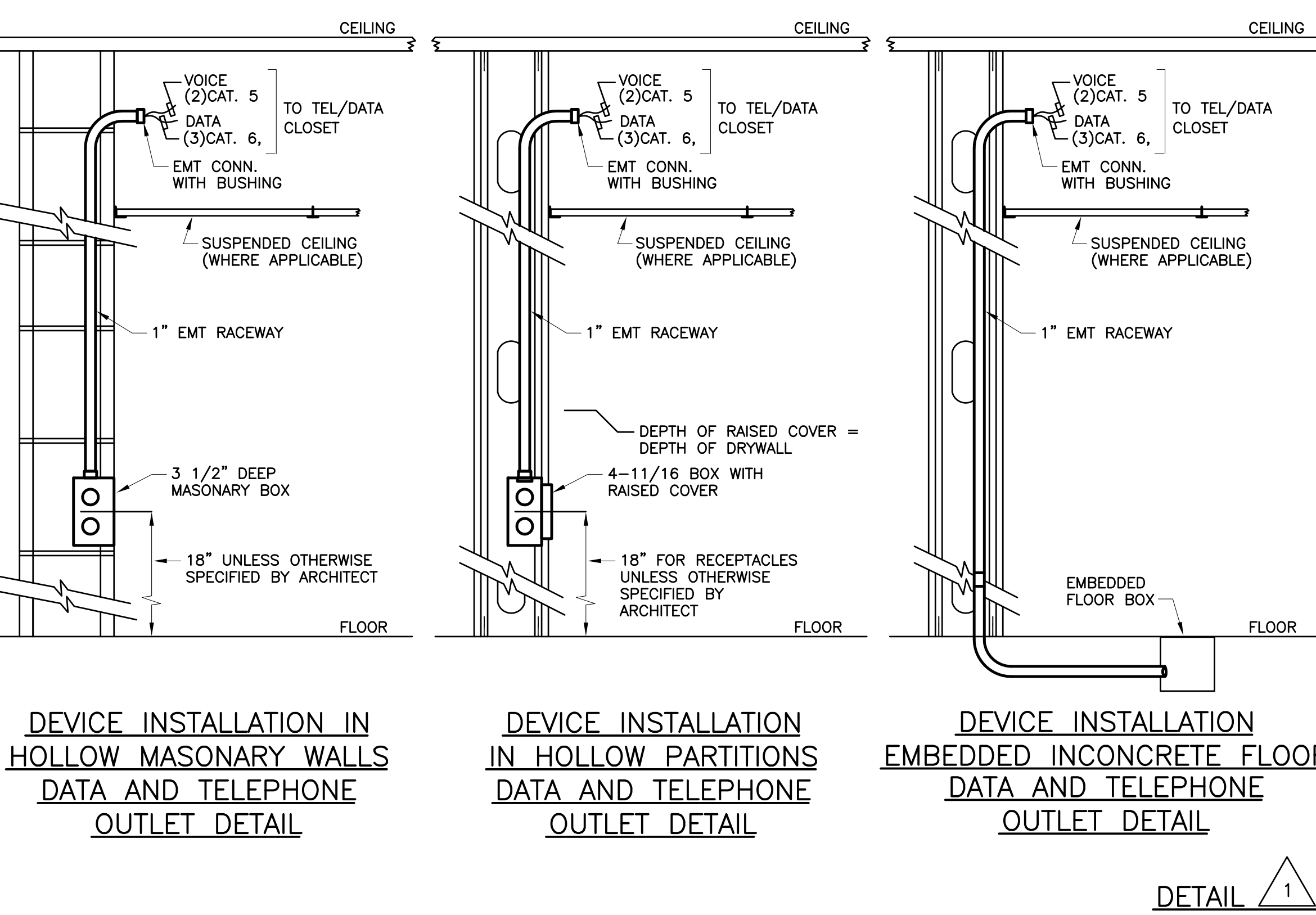
 U.S. Department
of Veterans Affairs

Drawing Title
PANEL SCHEDULES
Approved: Project Director

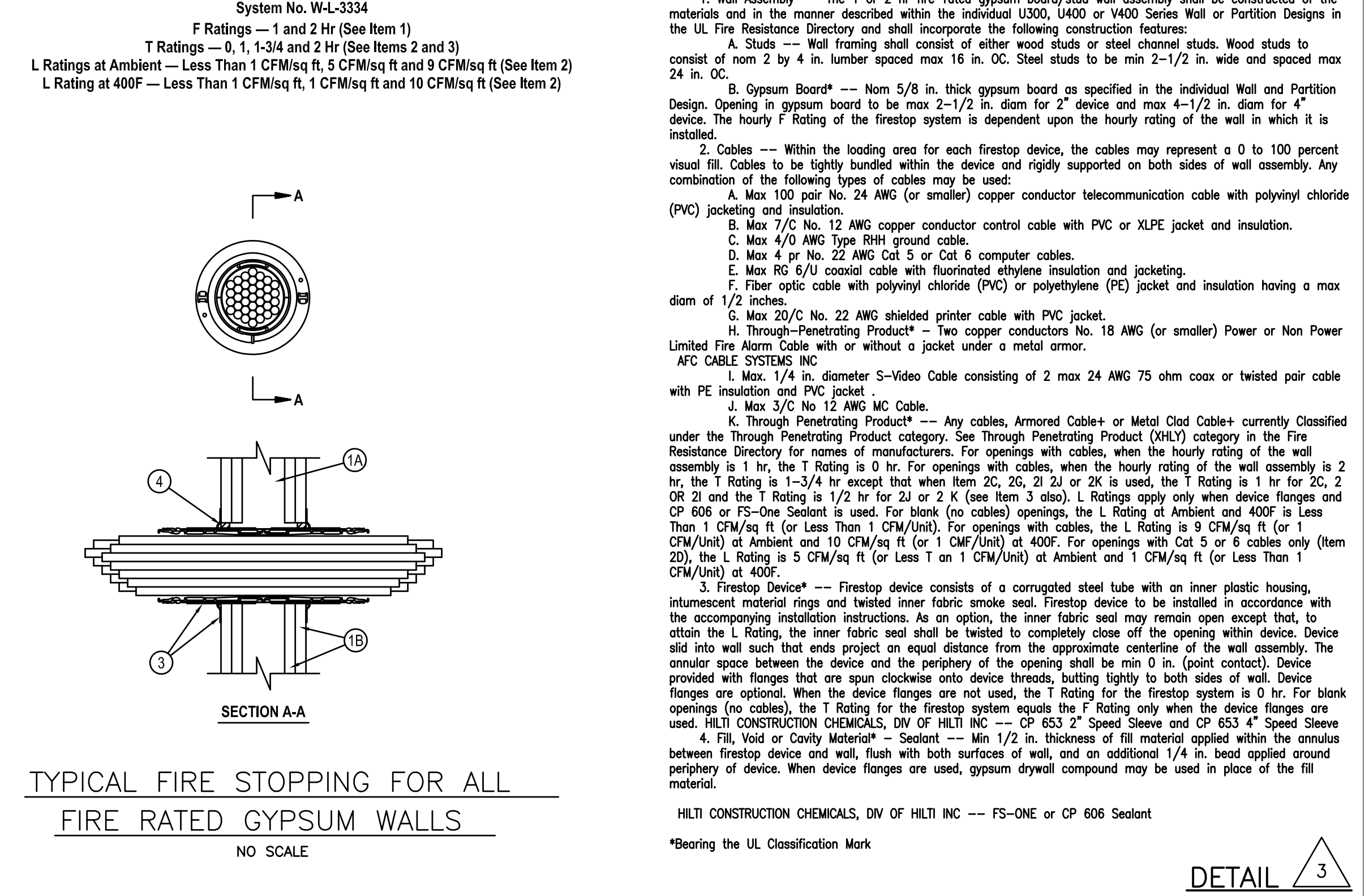
Phase
100% CD

Project Title
CORRECT INTERIOR DEFICIENCIES EAST ORANGE VAMC
Location
385 TREMONT AVE, EAST ORANGE, NEW JERSEY
Issue Date
27 SEPTEMBER 2019
Checked
G.V.
Drawn
G.V.

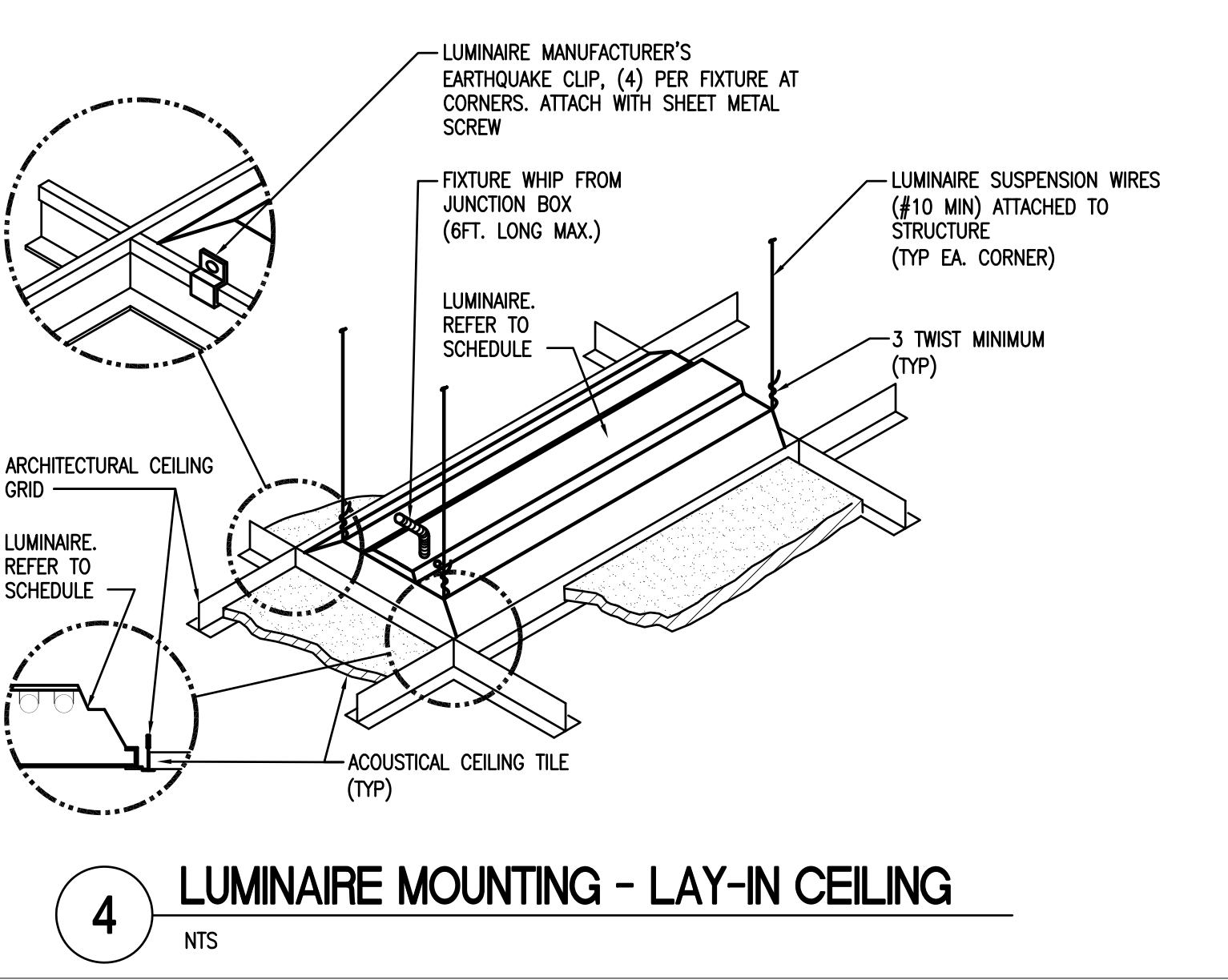
Project Number
561-18-109
Building Number
1
Drawing Number
1-E401
8 OF 9



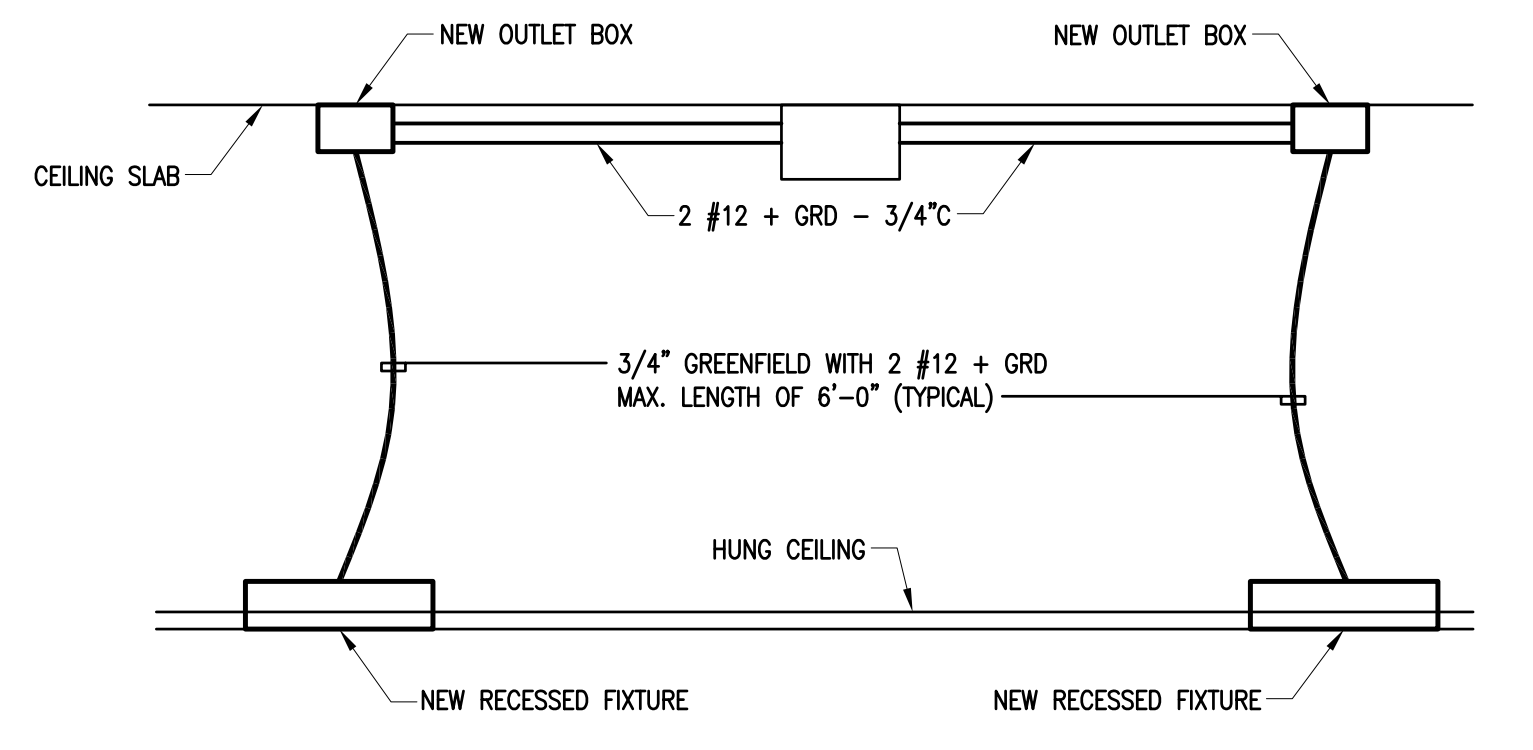
TYPICAL FIRE STOPPING FOR ALL FLOOR PENETRATIONS AND FIRE RATED GYPSUM WALLS



TYPICAL FIRE STOPPING FOR ALL FIRE RATED GYPSUM WALLS



LUMINAIRE MOUNTING - LAY-IN CEILING



LIGHTING FIXTURE WIRING DIAGRAM