




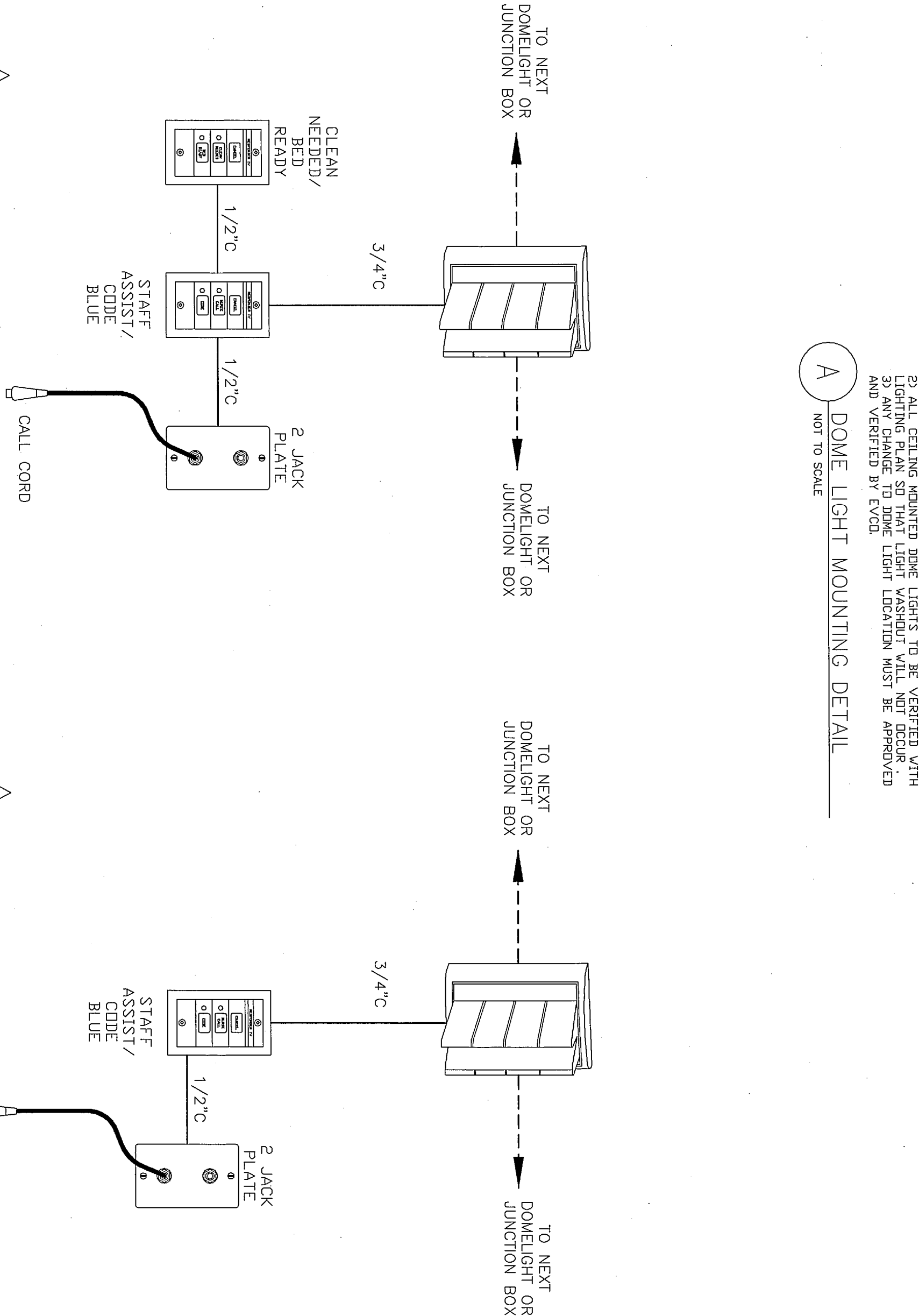

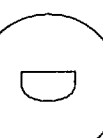


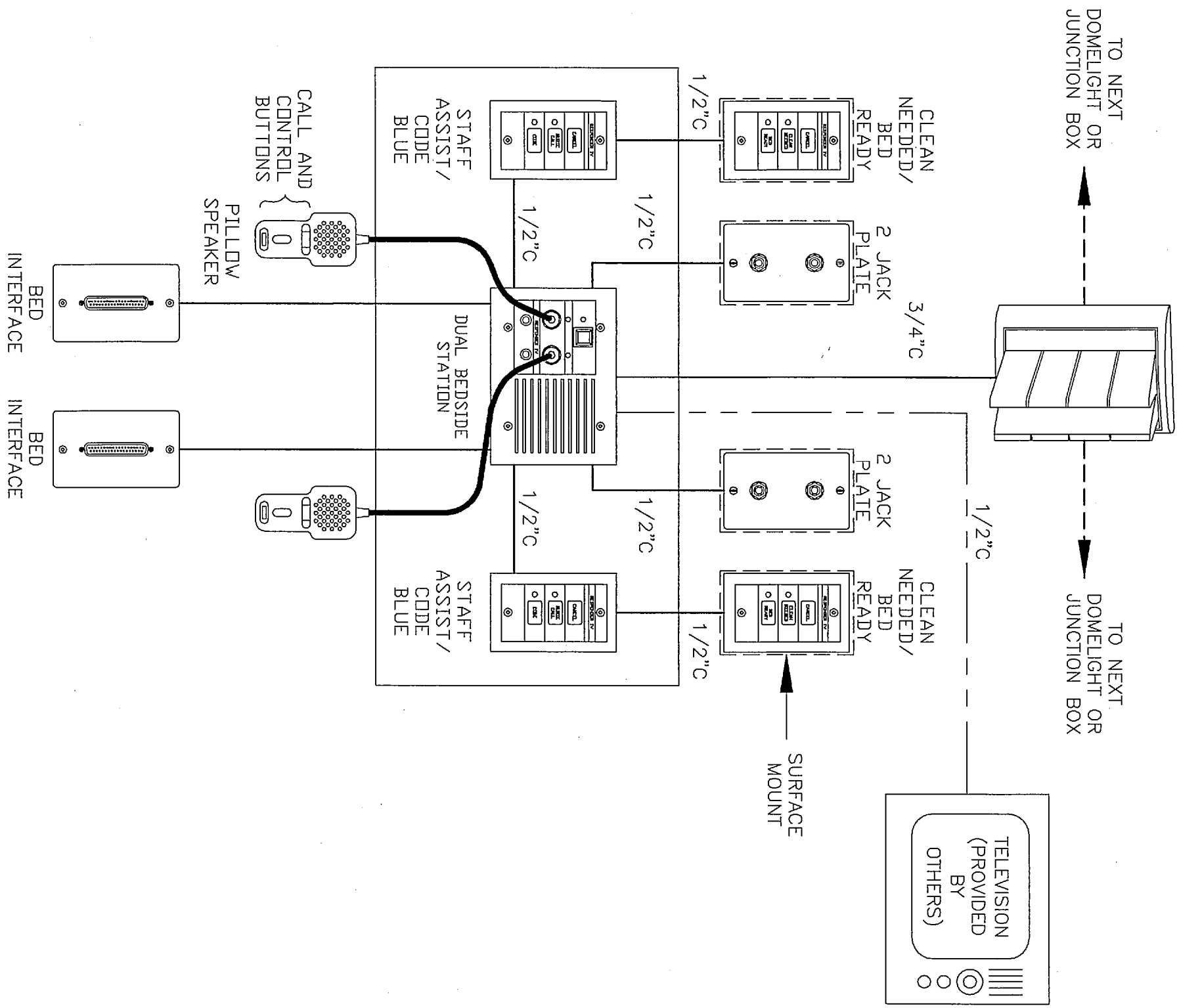
NURSE CALL SYMBOL LEGEND				RESPONDER IV
SYMBOL	DESCRIPTION	MOBILE-BED MODEL #	REQUIRED BACKBOARD	SUGGESTED HEIGHT
	2x4x8 NURSE CALL BACK BOX	NCB248	-	-
	TOUCH SCREEN MASTER	NTSM	4S W/ 16ANG MUD	-
	LCD MASTER	NCLCD	4S W/ 16ANG MUD	-
	DOME LIGHT	NCCLSG	4S W/ 26ANG MUD	-
	ZONE DOME LIGHT	NCCLSG	4S W/ 26ANG MUD	-
	DUAL BED STATION	NCBSS1	36ANG	+48"
	PATIENT BED STATION	NCBSS1	36ANG	+48"
	EMERGENCY ASSIST STAFF ASSIST (MUD CODE BLUE)	NCSPB2	4S W/ 16ANG MUD	+48"
	BED CLEAN (CLEAN BED AND BED READY)	NCBDRY	4S W/ 16ANG MUD	+48"
			PR IN HEAD WALL	
	EMERGENCY CALL STATION WITH PULL CORD	NCPTSA	4S W/ 16ANG MUD	+87" TOWEL SHOWER
	AUDIOVISUAL DUTY STATION	NCIDUTY	36ANG	+54"
	AUDIOVISUAL STAFF STATION	NCSTAFF	36ANG	+54"
	2 JACK	-	16ANG SURFACE	+48"
	EXISTING BED INTERFACE	-	-	-
	TV OUTLET (TV SYSTEM SHOWN FBR REFERENCED)	-	-	-
	EXISTING	-	-	-
	NEW	-	-	-
	OLD	-	-	-



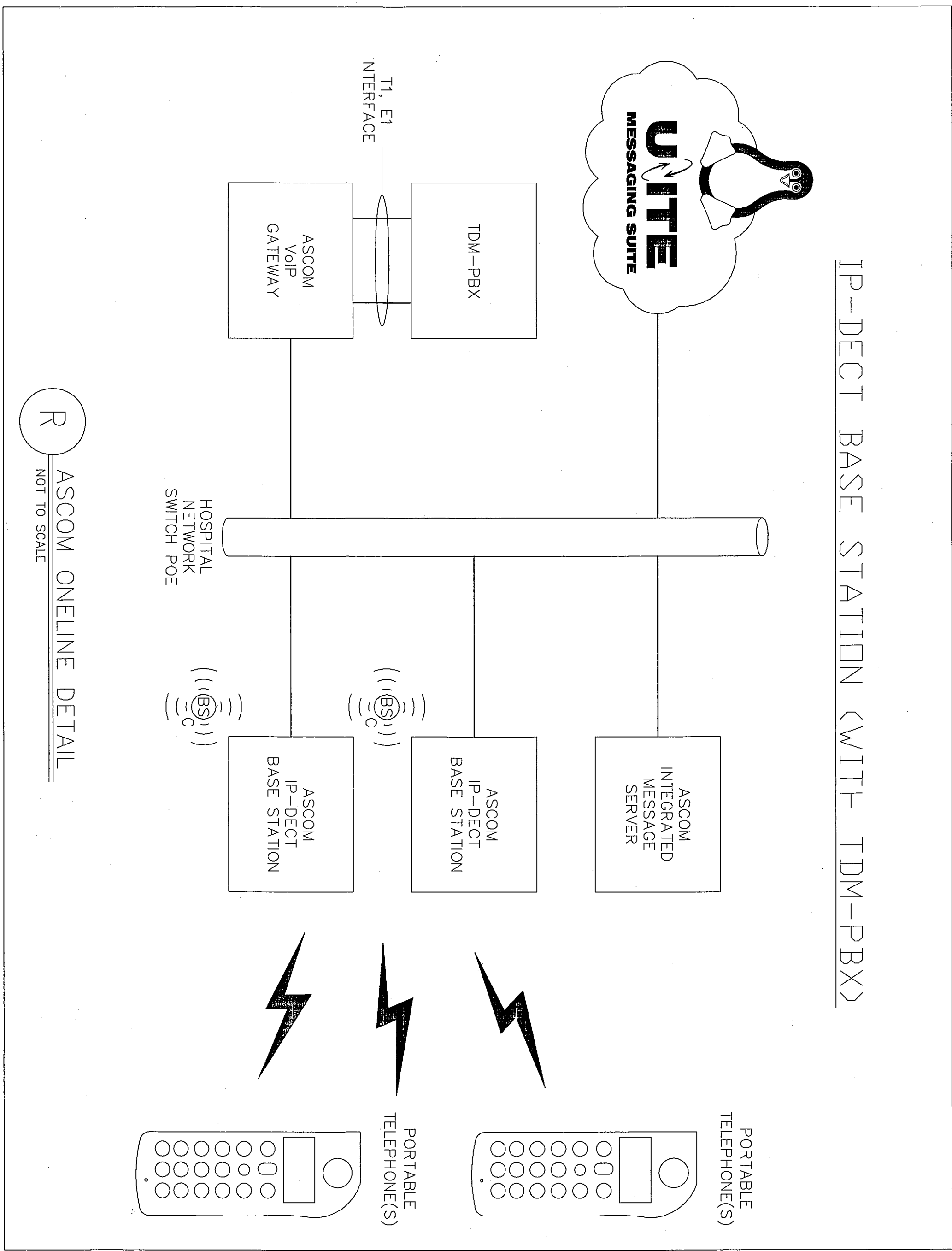
TYPICAL CCU ROOM
ONE-LINE DIAGRAM
NOT TO SCALE






TYPICAL TREATMENT ROOM
ONE-LINE DIAGRAM



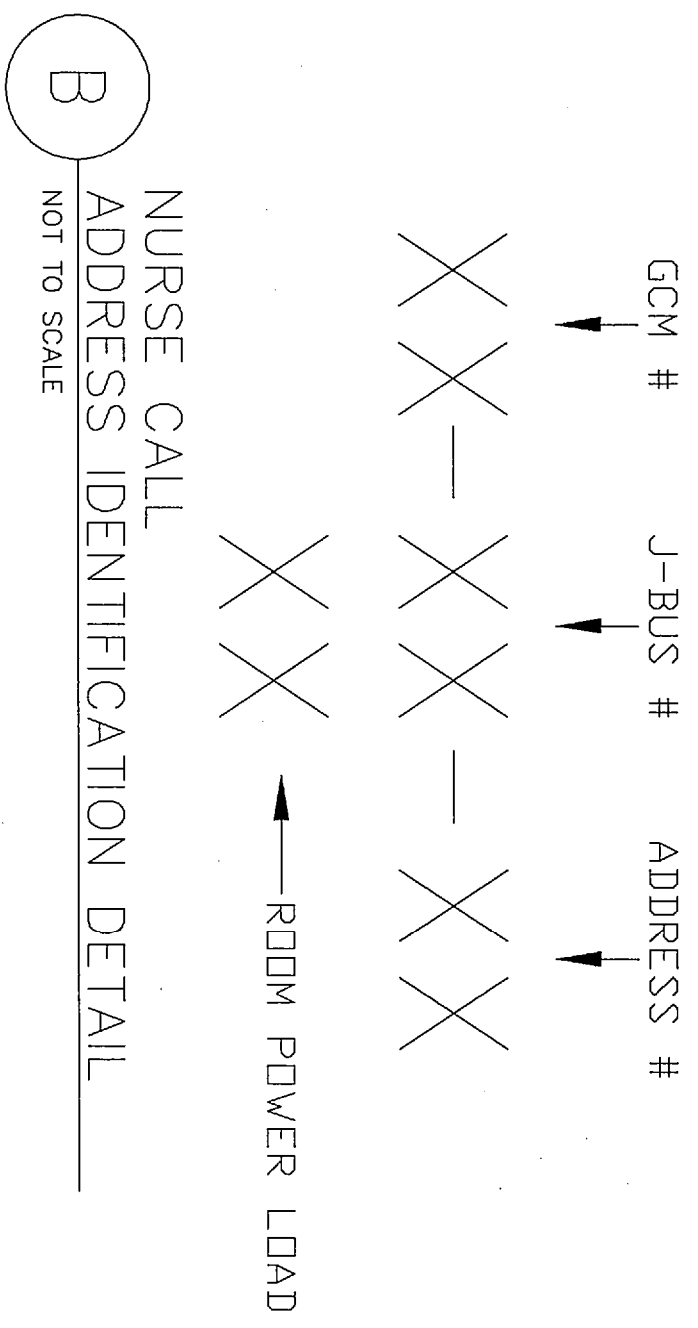
A
TYPICAL PATIENT ROOM
ONE-LINE DIAGRAM
NOT TO SCALE



ASCOM SYSTEM SYMBOL LEGEND				
SYMBOL	DESCRIPTION	MODEL #	REQUIRED BACKBOX	SUGGESTED
	RADIO EXCHANGER (HEADEND)	-	-	-
	BASE STATION (ANTENNA) CEILING MOUNT	DCT 1900 CEILING STATION w/90° ANTENNAS	-	CEILING
	BASE STATION (ANTENNA) CEILING MOUNT	DCT 1900 CEILING STATION	-	SURFACE, WALL

ASCON SYSTEM CABLE CHART						
SYMBOL	DESCRIPTION	MODEL #	N.E.C.	CONDUCTOR/ PAIR	AVG	NOMINAL OD
S	CATSE - GENERIC CABLE	GR7/GBAR 44337	-	4 PAIR	#24	0.250"

DESCRIPTION	DEVICE P/N	AMP DRAW
GROUP CONTROL MODULE	NGC6M	2.200
DATA INTERFACE	NC6M1	0.500
TOUCH SCREEN MASTER	NC6M5	1.750
LCD MASTER	NC600	0.750
POWER OR ZONE LIGHT	NC6L6	0.010
SINGLE BED STATION	NC6SS1	0.185
DOUBLE BED STATION W/ACBED	NC6SS2 (1)NC6BED	0.220
DUAL BED STATION W/ (2)NCBED	NC6SD2 – (2)NC6BED	0.243
SINGLE PUSH BUTTON	NC6SB1	0.040
EXTRACTION PUSH BUTTON	NC6SB2	0.040
EXTRACTION PULLCORD	NC6PCB	0.040
CODE BLUE STATION	NC6B1F	0.180
DUTY STATION	NC6D1F	0.185
STAFF STATION	NC6S1F	0.125
UNIVERSAL INTERFACE	NC6U1	0.135
UNIVERSAL INTERFACE W/ OUTPUTS	NC6U2	0.125
BED READY BUTTON	NC6RDY	0.110
FIRE ALARM & AUX INPUT INTERFACE	NC6M1	0.040
STATION LIGHT CONTROL INTERFACE	NC6M1	0.026
	NC6M1	0.100



B ADDRESS IDENTIFICATION DETAIL
NOT TO SCALE

CONTACT INFORMATION:

1) FACILITIES DIRECTOR
MIKE (406) 447-7382