


IOWA CITY VA HEALTHCARE SYSTEM

601 HIGHWAY 6 WEST

IOWA CITY, IOWA 52246-2208

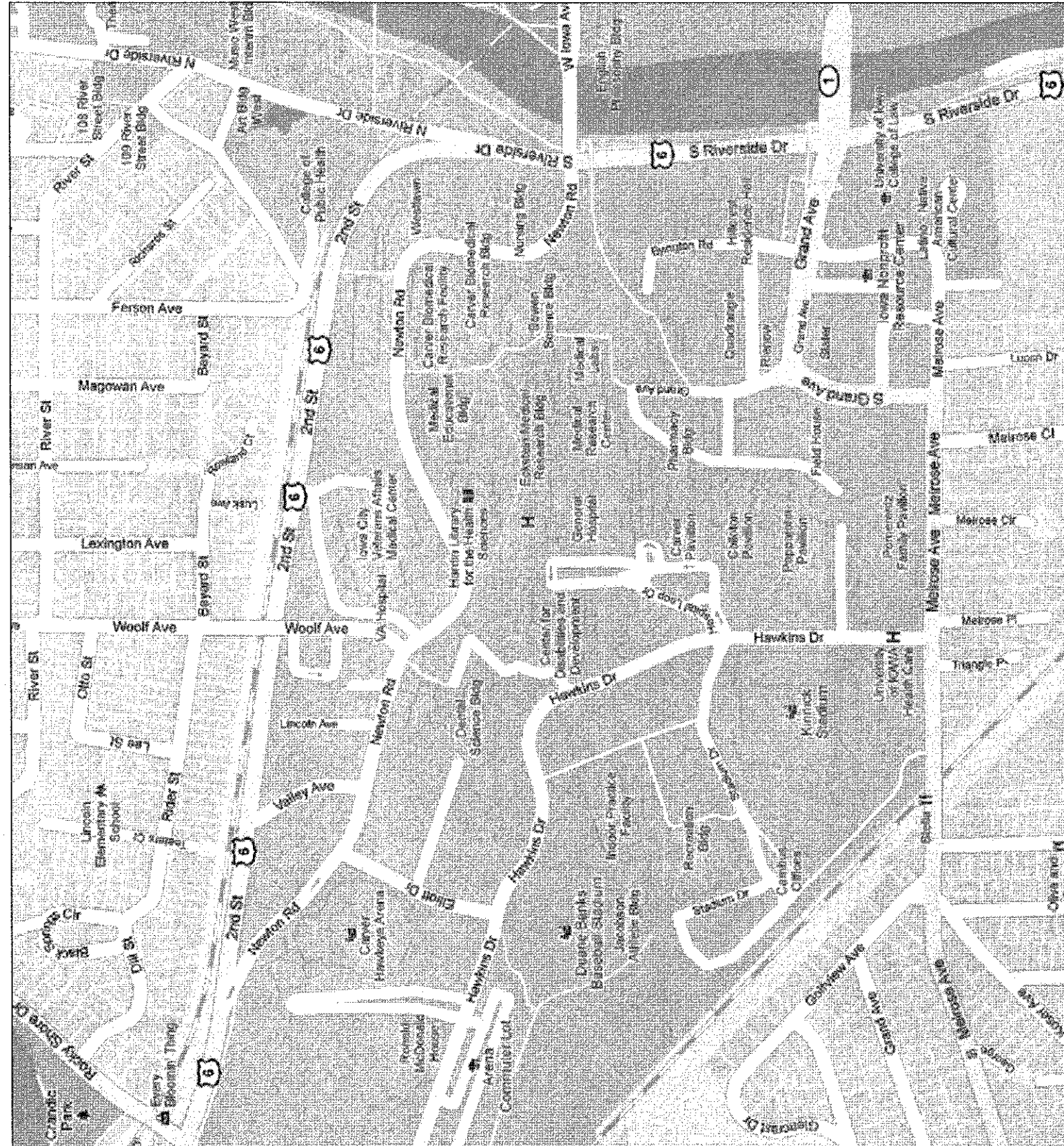
RENOVATE 4S FOR SURGICAL SUPPORT AND BASEMENT LOCKERS

PROJECT #636A8-11-011



P.O. BOX 436223 Louisville, Kentucky 40253 - PH: 502.339.8511 - www.paradigmusa.com


PROJECT LOCATION MAP



PROJECT LOCATION MAP
NTS

E4
H1

PROJECT SITE MAP




PROJECT SITE MAP
NTS

E4
H1

CONSULTANTS:


ARCHITECT/ENGINEERS:



P.O. BOX 436223 Louisville, Kentucky 40253 - PH: 502.339.8511 - www.paradigmusa.com

Drawing Title:

COVER SHEET



Approved Project Director

Project Title:

SURGICAL SUPPORT AND LOCKERS

Project Number:

636A8-11-011

Building Number:

1

Drawing Number:

1-11

Office of
Construction
and Facilities
Management

Department of
Veterans Affairs

Revisions

VA FORM 08-6231

INDEX OF DRAWINGS

1-11	COVER SHEET
1-A1	ARCHITECTURAL SYMBOLS AND ABBREVIATIONS
1-A2	BASEMENT PHASING PLAN
1-A3	FOURTH FLOOR PHASING PLAN
1-A4	BASEMENT DEMOLITION FLOOR PLANS
1-A5	FOURTH FLOOR DEMOLITION PLAN
1-A6	BASEMENT FLOOR PLAN
1-A7	FOURTH FLOOR PLAN
1-A8	ENLARGED BASEMENT FLOOR PLAN
1-A9	ENLARGED FOURTH FLOOR PLAN (1 OF 2)
1-A10	ENLARGED FOURTH FLOOR PLAN (2 OF 2)
1-A11	BASEMENT CEILING PLAN
1-A12	FOURTH FLOOR CEILING PLAN
1-A13	INTERIOR ELEVATIONS
1-A14	INTERIOR ELEVATIONS AND DETAILS
1-A15	INTERIOR DETAILS
1-A16	INTERIOR DETAILS-PARTITION TYPES
1-A17	DOOR SCHEDULE AND DETAILS
1-A18	NOT USED
1-A19	LIFE SAFETY PLANS
1-A20	FURNITURE PLAN - FOURTH FLOOR
1-A21	FINISH PLAN - FOURTH FLOOR
1-A22	PAINT PLAN - FOURTH FLOOR
1-A23	(NOT USED)
1-A24	(NOT USED)
1-A25	FINISH SCHEDULE AND LEGEND
1-ASB1	FOURTH FLOOR ASBESTOS ABATEMENT PLAN
1-H1	BASEMENT FLOOR MECHANICAL DEMOLITION PLAN
1-H2	FOURTH FLOOR MECHANICAL DEMOLITION PLAN
1-H3	FIFTH FLOOR MECHANICAL DEMOLITION PLAN
1-H4	BASEMENT FLOOR NEW MECHANICAL WORK
1-H5	FOURTH FLOOR NEW MECHANICAL WORK
1-H6	FIFTH FLOOR NEW MECHANICAL WORK
1-H7	BASEMENT NEW HYDRONIC PIPING PLAN
1-H8	FOURTH/FIFTH FLOOR NEW HYDRONIC PIPING
1-H9	MECHANICAL DETAILS
1-H10	MECHANICAL DETAILS 2
1-H11	MECHANICAL SCHEDULES
1-H12	CONTROLS SCHEDULE
1-HP1	BASEMENT FLOOR MECHANICAL AND PLUMBING PHASING
1-HP2	FOURTH FLOOR MECHANICAL AND PLUMBING PHASING
1-P1	BASEMENT FLOOR PLUMBING DEMOLITION PLAN
1-P2	FOURTH FLOOR PLUMBING DEMOLITION PLAN
1-P3	BASEMENT FLOOR NEW PLUMBING WORK
1-P4	FOURTH FLOOR NEW PLUMBING WORK
1-P5	FIFTH FLOOR PLUMBING DEMOLITION AND NEW PLUMBING WORK
1-P6	PLUMBING DETAILS
1-P7	PLUMBING DETAILS 2
1-F1	BASEMENT FIRE PROTECTION PLAN
1-F2	FOURTH FLOOR FIRE PROTECTION PLAN
1-F3	BASEMENT FIRE PROTECTION PHASING PLAN
1-F4	FOURTH FLOOR FIRE PROTECTION PHASING PLAN
1-FA1	FIRE ALARM PLAN - BASEMENT
1-FA2	FIRE ALARM PLAN - FOURTH AND FIFTH FLOOR
1-E1	ELECTRICAL LEGEND, GENERAL NOTES, AND ABBREVIATIONS
1-E2	ELECTRICAL DEMOLITION PLAN BASEMENT
1-E3	ELECTRICAL DEMOLITION PLAN FOURTH & FIFTH FLOOR
1-E4	ELECTRICAL LIGHTING PLAN BASEMENT
1-E5	ELECTRICAL LIGHTING PLAN FOURTH FLOOR
1-E6	ELECTRICAL POWER PLAN BASEMENT
1-E7	ELECTRICAL POWER PLAN FOURTH & FIFTH FLOOR
1-E8	ELECTRICAL SYSTEMS PLAN BASEMENT
1-E9	ELECTRICAL SYSTEMS PLAN FOURTH FLOOR
1-E10	ELECTRICAL DETAILS
1-E11	ELECTRICAL RISER DIAGRAM
1-E12	ELECTRICAL PANELS
1-E13	ELECTRICAL PANELS
1-E14	ELECTRICAL PHASING PLAN BASEMENT
1-E15	ELECTRICAL PHASING PLAN FOURTH FLOOR
1-DE1	BASEMENT DUST CONTROL PLAN
1-DE2	FOURTH FLOOR DUST CONTROL PLAN

SIGNATURE BLOCK

Medical Center Director

Date

Associate Director

Date

Chief of Staff

Date

Associate Director for Patient Care Services

Date

Chief Engineer

Date

KEY PLAN

NOT TO SCALE

FULLY SPRINKLERED BUILDING

BID DOCUMENTS

