

SCHEDULE OF PLUMBING FIXTURES AND SPECIALTIES																						
SYMBOL	FIXTURE	MANUFACTURER	MODEL NO.	TYPE	MATERIAL	STYLE	MANUFACTURER & MODEL	FAUCET / WAVE	SPOUT	HANDLES	CENTERS	TYPE	SIZE	P-TRAP	TAILPIPE	DOMESTIC CW	DOMESTIC HW	SANITARY WASTE	SANITARY VENT	REMARKS	SYMBOL	
P401	LAVATORY	KOHLER	K-2714	SELF-RIMMING	VITREOUS CHINA	---	SLOAN SF-2250	GOOSENECK		HANDS FREE	SINGLE	OPEN	1 1/2"	1 1/2"	1 1/2"	1/2"	1/2"	1 1/2"	1 1/2"	1 1/2"	UNIT SHALL BE PROVIDED WITH HANDS-FREE INFRARED FAUCET. FAUCET SHALL BE PROVIDED WITH LAMINAR-FLOW CONTROL DEVICE, INTERNAL AERATOR AND THERMOSTATIC MIXING VALVE.	P401
P418	LAVATORY (GOOSENECK)	KOHLER	K-1997	WALL-MOUNTED	VITREOUS CHINA	---	SLOAN SF-2250	GOOSENECK		HANDS FREE	SINGLE	OPEN	1 1/2"	1 1/2"	1 1/2"	1/2"	1/2"	1 1/2"	1 1/2"	1 1/2"	UNIT SHALL BE PROVIDED WITH HANDS-FREE INFRARED FAUCET. FAUCET SHALL BE PROVIDED WITH LAMINAR-FLOW CONTROL DEVICE, INTERNAL AERATOR AND THERMOSTATIC MIXING VALVE.	P418
P420	LAVATORY (DROP IN)	KOHLER	K-4552	SELF-RIMMING	ENAMEL CAST IRON	---	SPEARMAN S-8229	GOOSENECK		HANDS FREE W/ ADA OVER-RIDE	8"	OPEN	1 1/2"	1 1/2"	1 1/2"	1/2"	1/2"	1 1/2"	1 1/2"	1 1/2"	UNIT SHALL BE PROVIDED WITH HANDS-FREE INFRARED FAUCET. FAUCET SHALL BE PROVIDED WITH LAMINAR-FLOW CONTROL DEVICE, INTERNAL AERATOR, TEMPERATURE KNOB AND ADA MANUAL OVER-RIDE.	P420
P704	ADA SHOWER	KOHLER	K-12101	---	CERAMIC TILE	---	KOHLER K-8520	---		SINGLE LEVER	---	OPEN	2"	2"	2"	1/2"	1/2"	2"	1 1/2"	2"		P704
P203	URINAL	KOHLER	K-4805-ET	WALL-MOUNTED	VITREOUS CHINA	---	KOHLER K-10675/6 (FV1)	---		---	---	OPEN	2"	2"	2"	3/4"	3/4"	2"	1 1/2"	2"		P203
P101	TOILET	KOHLER	K-4405	FLOOR-MOUNTED	VITREOUS CHINA	ELONGATED	SLOAN ECOS DUAL-FLUSH (FV2)	---		---	---	OPEN	4"	4"	4"	1 1/4"	---	4"	2"		TOILET SHALL BE PROVIDED WITH DUAL FLUSH-WIDE (HIGH/LOW) FLUSH VALVE. FLUSH VALVE SHALL BE BATTERY POWERED.	P101
P502	SERVICE SINK	ZURN	Z1598-24	FLOOR-MOUNTED	HIGH-DENSITY COMPOSITE	---	AMERICAN STANDARD MODEL 845.110	BRASS TONE-MOUNTED		WREST-OPERATED	8"	OPEN	3"	3"	3"	1"	1"	3"	1 1/2"			P502
FR1	FLUSHING RM SINK	KOHLER	K-4676	FLOOR-MOUNTED	VITREOUS CHINA	---	ZURN ZURN (SERVICE FAUCET) ZB5500-W-CORB-HA-SE-SH (RP WASHER)	BRASS TONE-MOUNTED		WREST-OPERATED	---	OPEN	3"	3"	3"	3"	1 1/2"	1"	3"	1 1/2"	UNIT SHALL BE PROVIDED W/ SERVICE FAUCET WITH HOSE THERMOSTAT, BUCKET WORK, AND VACUUM BREAKER). BEDPAN SPRINGER W/ THERMOSTATIC VALVE, FOOT PEDALS, AND STAINLESS STEEL BOW GUARD.	FR1
P418	STAINLESS SINK	ELAY	ELU211510	UNDER-MOUNT	STAINLESS STEEL	---	ELAY MODEL L4800	GOOSENECK		HANDLES	4"	OPEN	1 1/2"	1 1/2"	1 1/2"	1/2"	1/2"	1 1/2"	1 1/2"	1 1/2"	UNIT SHALL BE PROVIDED WITH POLISHED BRONZE FINISH.	SSI
P801	WALL HYDRANT	ZURN	Z1334-C-FB	FLUSH-MOUNT	POLISHED BRONZE	---	ZURN MODEL Z1334-C-FB	THREADED FITTING		KEY-LOCK	---	---	---	---	---	3/4"	---	---	---	---		P801
*** MODEL NUMBERS PROVIDED ARE FOR BASIS OF DESIGN. CONTRACTOR SHALL BE RESPONSIBLE FOR ANY DIFFERENCES IN SIZE, INSTALLATION REQUIREMENTS, AND PERFORMANCE IF ANOTHER BRAND AND/OR MODEL IS PROVIDED.																						

*** MODEL NUMBERS PROVIDED ARE FOR BASIS OF DESIGN. CONTRACTOR SHALL BE RESPONSIBLE FOR ANY DIFFERENCES IN SIZE, INSTALLATION REQUIREMENTS, AND PERFORMANCE IF ANOTHER BRAND AND/OR MODEL IS PROVIDED.

GENERAL NOTE:

ALL EXISTING PIPING, DUCTWORK, SPRINKLERS, CONDUIT, LIGHTING OR OTHER CONSTRUCTION SHALL BE RELOCATED AS NECESSARY FOR ALL DEMOLITION AND INSTALLATION WORK.


GENERAL NOTES

- ALL NEW MEDICAL GAS PIPING, OUTLETS, ACCESSORIES, ETC. SHALL BE INSTALLED BY A LICENSED MEDICAL GAS INSTALLER AND SHALL BE TESTED, CERTIFIED, AND INSPECTED THOROUGHLY PRIOR TO HANDOVER TO VA.
- COMPLETE LAYOUT DRAWINGS SHALL BE REQUIRED. PER SPECIFICATIONS 22.05.11, CONSTRUCTION WORK SHALL NOT START ON ANY SYSTEM UNTIL THE LAYOUT DRAWINGS HAVE BEEN APPROVED BY THE COR.
- ALL PLUMBING WORK WILL BE COORDINATED WITH NEW CONSTRUCTION, THE MAINTENANCE OF EXISTING SERVICE IN THOSE UTILITIES NOT TO BE DISTURBED UNTIL THE LATEST POSSIBLE TIME, AND WITH THE CONSTRUCTION PHASING SHEET/NOTES. COORDINATE EXACT PHASING OF ALL WORK WITH CONSTRUCTION MANAGER.
- PLUMBING CONTRACTOR SHALL VISIT AND EXAMINE THE SITE PRIOR TO SUBMITTING BID TO BECOME FAMILIAR WITH SITE, STAFF AND EXISTING CONDITIONS, AND TO DETERMINE THE SCOPE OF PLUMBING WORK.
- COORDINATE ALL WORK WITH EXISTING CONDITIONS, ALL OTHER TRADES, AND IN ACCORDANCE WITH ALL STATE, LOCAL AND NATIONAL CODES, AS WELL AS WITH ALL FEDERAL, HEALTH CARE REGULATIONS.
- CONTRACTOR SHALL BE RESPONSIBLE FOR ALL FEES, PERMITS AND LICENSES FOR THE COMPLETE INSTALLATION OF THEIR WORK.
- CASE SHOULD BE TAKEN BY ALL CONTRACTORS TO AVOID DAMAGING OR DISTURBING EXISTING CONSTRUCTION WHICH IS TO REMAIN. CONTRACTORS SHALL BE RESPONSIBLE FOR MAKING ANY REPAIRS NECESSARY TO RECTIFY DAMAGE AND RESTORE EXISTING CONSTRUCTION TO UNDAMAGED STATE UPON COMPLETION OF WORK AT NO EXPENSE TO OWNER.
- ALL CONTRACTORS SHALL THOROUGHLY FAMILIARIZE THEMSELVES WITH ALL ENGINEERING AND PHASING DRAWINGS AND DETAILS PRIOR TO BEGINNING CONSTRUCTION FOR COORDINATION OF ALL NEW WORK FOR EACH RESPECTIVE TRADE.
- CONTRACTOR SHALL GIVE A MINIMUM NOTICE OF FIVE (5) DAYS NOTICE TO VA CORP PRIOR TO SHUTDOWN OF ANY EXISTING UTILITIES.
- PLUMBING CONTRACTOR SHALL REWORK ON HW, WASTE AND VENT, AND STEAM PIPING, AS REQUIRED TO CONTINUE SERVICE TO ALL UNITS TO REMAIN AND DISCONNECTED FROM SERVICE BY DEMOLITION.
- REFER TO NEW WORK DRAWINGS OF OTHER TRADES FOR ADDITIONAL WORK REQUIRED.
- CONTRACTOR SHALL BE RESPONSIBLE FOR REMOVING ANY ABANDONED PLUMBING/PPING, EQUIPMENT, AND ACCESSORIES AND UTILITIES NOT SHOWN ON THIS DRAWING AND ANY OTHER PLUMBING DEMOLITION INCIDENTAL TO NEW WORK.
- CONTRACTOR SHALL BE RESPONSIBLE FOR REPAIRING ANY FIRE-PROOFING/STOPPING MATERIAL DAMAGED, DISTURBED, OR REMOVED DURING THIS WORK.
- CONTRACTOR SHALL BE RESPONSIBLE FOR REPAIRING ANY ARCHITECTURAL WORK (INCLUDING, BUT NOT LIMITED TO: FLOORING, CEILING TILE AND GRID, SMOKE PARTITIONS ABOVE CEILING, OPSUM WALL BOARD AND PAINTING, PLASTER, ETC.) THAT IS DAMAGED, DISTURBED, OR REMOVED INCIDENTAL TO THIS WORK.
- CONTRACTOR SHALL BE RESPONSIBLE FOR PROVIDING NEGATIVE AIR CAPABILITY FOR ANY SPACE AFFECTED BY DEMOLITION OR NEW WORK.
- CONTRACTOR SHALL BE RESPONSIBLE FOR ANY AND ALL ASBESTOS ABATEMENT RELATED TO DEMOLITION AND NEW WORK.

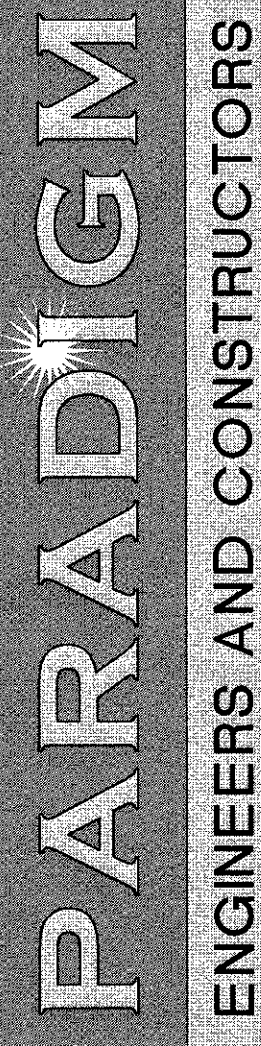
KEY NOTES

- RELOCATED MEDICAL GAS PIPING. SEE DEMOLITION PLAN FOR MORE INFORMATION (FROM RENOVATED SURGICAL SUITE).
- EXTEND NEW MEDICAL GAS LINES FROM EXISTING SERVICE TO NEW OUTLETS. NEW MEDICAL GAS OUTLET ARRANGEMENT SHALL BE AS FOLLOWS: (3) MEDICAL GAS OUTLET, (1) OXYGEN OUTLET, AND (1) MEDICAL AIR OUTLET. VACUUM OUTLETS SHALL BE LOCATED AT 48" AFF., AND ALL OTHER OUTLETS SHALL BE LOCATED IN THE HEADWALL UNIT. SEE ARCHITECTURAL ELEVATIONS FOR MORE INFORMATION. REFER TO SHEET A-14 DETAIL #1.
- RELOCATED PIPES FROM DEMOLISHED HIC ROOM - SEE DEMOLITION PLANS FOR MORE INFORMATION.
- INSTALL NEW HOSE BIB WITH VACUUM BREAKER IN THIS AREA NEAR SERVICE SINK. CONNECT TO 2" CW AS REQUIRED.
- RELOCATED ROOF DRAIN - SEE DEMOLITION SHEETS FOR MORE INFORMATION.
- NEW PRICE AND/OR ICE MAKER SHALL BE PROVIDED WITH HOOK-UPS FOR DOMESTIC WATER AND WASTE/VENT.
- RELOCATED PIPING - SEE DEMOLITION SHEETS FOR MORE INFORMATION.
- RELOCATE EXISTING ROOF DRAIN LEADER FROM THIS LOCATION TO NEW LOCATION NEAR ROOM 4528 AS INDICATED. DROP BELOW FLOOR AND RECONNECT TO RISER ABOVE 3RD FLOOR CEILING TO MAINTAIN INITIAL RISER INTEGRITY.
- EXISTING 4" CAST IRON RISER TO REMAIN IN THIS LOCATION.
- EXISTING HW, HWR, AND CW RISERS. SEE PLANS FOR EXTENSION TO FIXTURES.
- INSTALL SHUTOFF VALVE FOR SHOWER PER DETAIL B-P6.


CONSULTANTS:



ARCHITECT/ENGINEERS:



PO BOX 436223 Louisville, Kentucky 40253 - PH: 502.339.8511 - www.paradigmusa.com



Drawing Title

FOURTH FLOOR NEW PLUMBING WORK

Approved Project Director

Location: IOWA CITY YAMC
601 KETCHUM STREET, IOWA CITY, IOWA 52242-208

Date: 07-18-22

Checked: KLP

Drawn: JEM

Project Title

SURGICAL SUPPORT AND LOCKERS

Project Number:

636A8-11-011

Building Number:

1

Drawing Number:

1-P4

Office of

Construction and Facilities Management

Department of

Veterans Affairs

KEY PLAN
NOT TO SCALE
FULLY SPRINKLERED BUILDING
BID DOCUMENTS

FOURTH FLOOR PLAN - NEW PLUMBING WORK
1/P4
1/8" = 1'-0"

