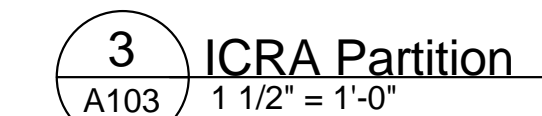
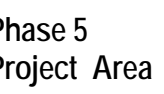




2
A103

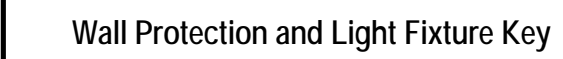


3 ICRA Partition
A103 1 1/2" = 1'-0"



1
A103

Level 3 Phase Phase 5 Sub-Phases	
PHASE 5A:	
Housekeeping	3333
Nurse Station	3335
Med Room	3341
Soiled Utility	3342
Conference	3331
Storage	3330
Waiting	3329
Public Tlt	3329A
Storage	3343
PHASE 5B:	
Nurse Station	3350
Clean Utility	3348
Lounge	3357
Nourishment	3346
Room	3328
Room	3329
PHASE 5C:	
Corridors	



WALL MOUNTED FIXTURE CONNECTED TO EMERGENCY OR STANDBY POWER SYSTEM. SEE LIGHT FIXTURE SPECIFICATION ON SHEET A000.

WALL MOUNTED FIXTURE CONNECTED TO NORMAL POWER SYSTEM. SEE LIGHT FIXTURE SPECIFICATION ON SHEET A000.

HANDRAIL/CRASHRAIL/SHEET WALL PROTECTION. SEE 2/AF100.

CORNER GUARD → CG

100% CONSTRUCTION DOCUMENT SUBMISSION

ARCHITECT/ENGINEERS:

 **architecture
planning
interior design**

IKM Incorporated
One PPG Place
Pittsburgh, PA 15222
412-281-1337
www.ikminc.com

Approved: Project Director

Location	VAMC Clarksburg West Virginia
----------	-------------------------------

Checked

Drawn

A103

Dwg. of

 Department of
Veterans Affairs