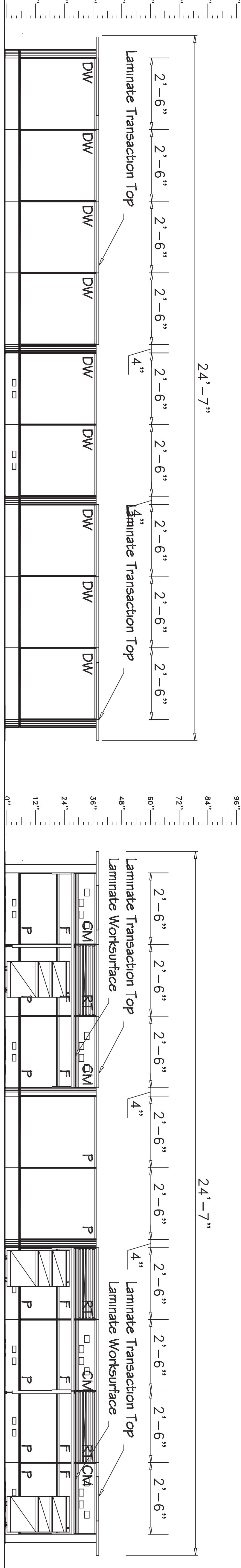
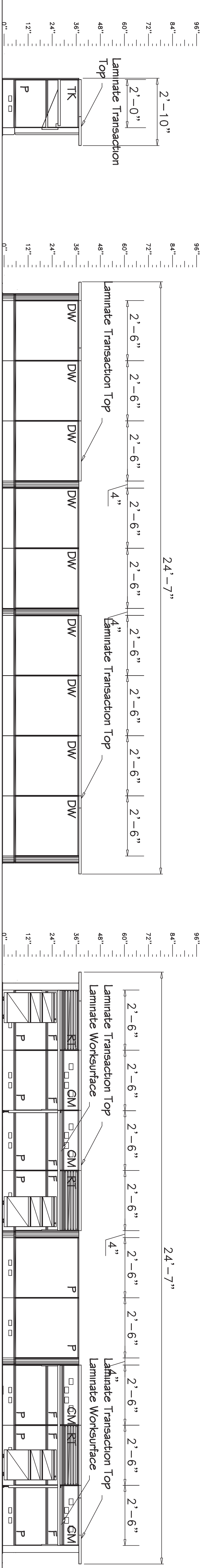
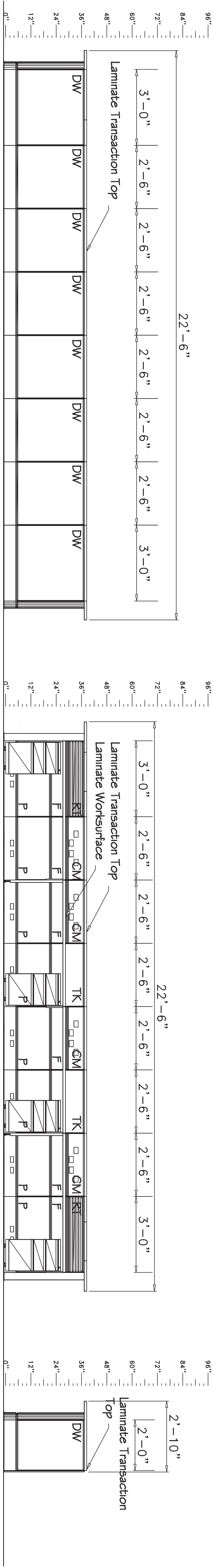


Elevations  
Scale = 1/2" = 1'-0"



Ethospace Tile Legend:  
DW - Durawrap Tile  
RT - Rail Tile  
CM - Cable Management -  
P - Painted Tile  
TK - Tackable Tile  
F - Fabnc Tile

\*Before Final Approval of Drawing, Architect, Owner, & Workplace Resource Must Review and Approve\*.



VA MEDICAL CENTER  
LOUISIANA  
URGENT CARE  
PLAN VIEW

**NOTICE:**  
This drawing, including the specifications, concepts, designs and arrangements represented thereby or incorporated in it, is and shall remain the property of Workplace Resource. It shall not be copied, disclosed to third parties, used to perform or complete this project by others, or used on any project other than the specific project for which it has been prepared. Field dimensions must be verified prior to installation.

Start Date: 10-10-12	Revisions:
Scale: 1/4"=1'-0"	REV 1:
Proj. No.: SA01120475	REV 2:
Designer/Ext.: DAWN 210-247-3920	REV 3:
CS/Ext.:	REV 4:
Sheet No.: 2 OF 3	REV 5:

PRELIMINARY DRAWING  
☐ approved as is  
☐ approved per noted changes  
Signature: \_\_\_\_\_  
Date: \_\_\_\_\_