


E1.0	DRAWING INDEX,SYMBOLS AND DETAILS
E2.0	ELECTRICAL SITE PLAN
E3.0	POWER RISER DIAGRAM, DETAILS AND SCHEDULES



100% CD'S - FOR CONSTRUCTION





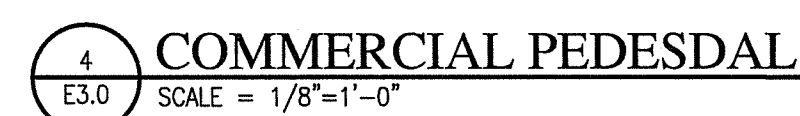
A. REFER TO PLANS FOR LOCATIONS.

B. PROVIDE CONCRETE PULLBOXES AS REQUIRED FOR ALL FEEDERS, BRANCH CIRCUITS AND LOW VOLTAGE CONDUIT/CABLING.

- ① PROVIDE A 75AMP-3POLE BREAKER BUCKET IN EXISTING SWITCHBOARD LOCATED IN GENERATOR BUILDING TO FEED THE NEW COMMERCIAL PEDESTAL/TRANSFORMER.
- ② PROVIDE A 45KVA NEMA 3R EXTERIOR TRANSFORMER (480V TO 120/208V-3ø-4W).
- ③ PROVIDE A MILBANK COMMERCIAL PEDESTAL OR EQUAL WITH A 100AMP 120/208V-3ø-4W PANELBOARD 3Ø CIRCUIT. REFER TO SPECIFICATION FOR PANELBOARD CONSTRUCTION.
- ④ PROVIDE CONCRETE PAD FOR TRANSFORMER AND COMMERCIAL PEDESTAL. REFER TO DETAIL 5/E3.0.

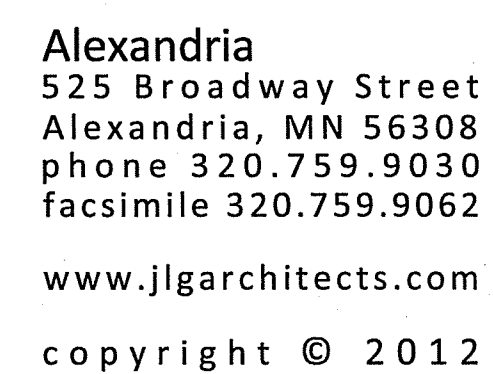
FEEDER NUMBER	DESCRIPTION
①	2" C-3#3/0-1#6 GND
②	1-1/4" C-4#3-1#8 GND

GENERAL NOTES:
 A. ALL WIRES COPPER 600V THWN.

[illegible]

Alexandria Office
120 17th Avenue W.
Alexandria, MN 56308
(320) 762-1290

St. Cloud Office
3339 West St. Germain, Suite 250
St. Cloud, MN 56301
(320) 217-5557



I HEREBY CERTIFY THAT THIS PLAN,
SPECIFICATION, OR REPORT WAS PREPARED
BY ME OR UNDER MY DIRECT SUPERVISION,
AND THAT I AM A DULY LICENSED ENGINEER
UNDER THE LAWS OF THE STATE OF
MINNESOTA.

Harold H. Bowie 46582
HAROLD H. BOWIE REG. NO.
DATE: 10/16/12


Approved: Project Director

Location	VA MEDICAL CENTER, ST. CLOUD, MN 56303
----------	--

Drawing Number
500

E3.0

Dwg 24 of 24



100% CD'S - FOR CONSTRUCTION

Scale: As Shown